

Alternative Method of Instruction

Grade K

Day 1

Literacy: What's in the Middle?

Listen to your student say the short vowel sounds in each box to determine the correct letter to complete the word.

Literacy: Words to Describe My Snow Day

Encourage your student to write the sounds he or she hears in the words they select. Prompt by asking, "What is the beginning sound? What vowel sound do you hear? What is the ending sound?"

Math: Winter Addition up to 10; January worksheet

Handwriting: Have your student practice writing his or her name several times neatly and legibly.


Name: _____



What's

in the

Middle?




a

o

m__p

i




o

a

b__g

u



o

e

h__n

a




e

a

d__g

i




a

o

h__p

i



a

e

n__p

o




o

e

w__t

i



i

e

h__t

a



a

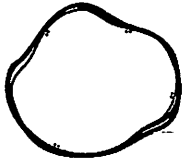
i

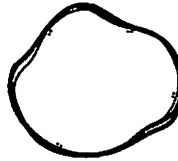
d__g

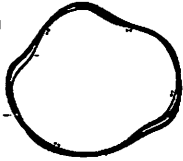
o

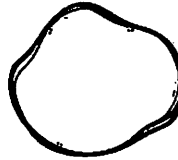
Name: _____

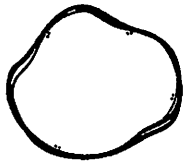
Words to Describe my snow Day

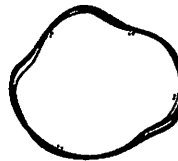




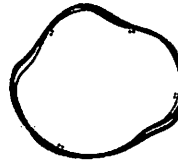




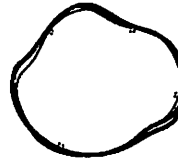


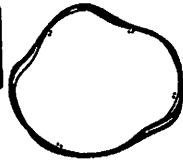


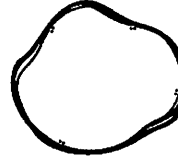


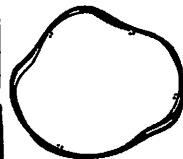


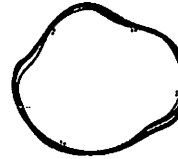















Name: _____




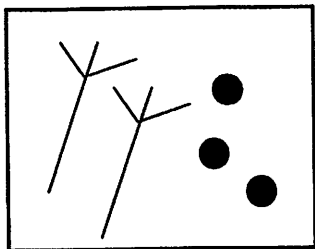
How many girls? _____ How many boys? _____

How many kids all together? _____



Write the equation. _____ + _____ = _____

Write the numbers 1,2,3,4 to put the sequence in order of how to build a snowman!



Add buttons and arms.




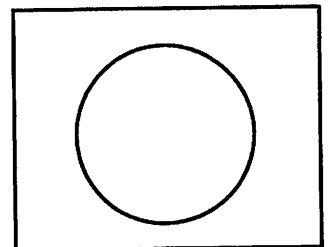
Stack three balls of snow.



The snowman is finished!



Roll a ball of snow.




Name: _____

Directions: Cut out the snowflakes and use them to help you solve the addition problems.

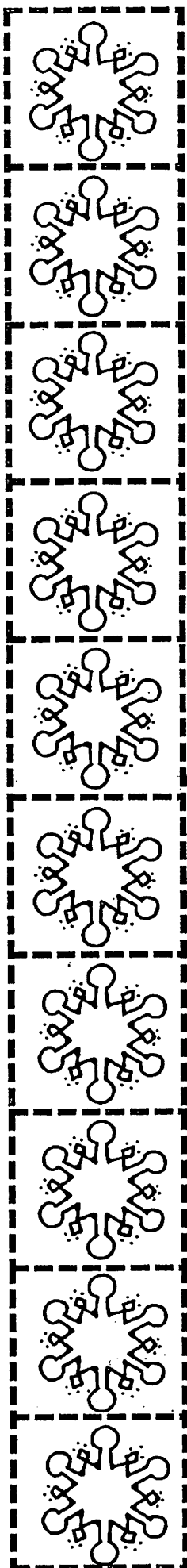


Winter Addition

Up to 10



$\begin{array}{r} 2 \\ + 3 \\ \hline \end{array}$	$\begin{array}{r} 5 \\ + 2 \\ \hline \end{array}$	$\begin{array}{r} 3 \\ + 1 \\ \hline \end{array}$	$\begin{array}{r} 6 \\ + 3 \\ \hline \end{array}$
$\begin{array}{r} 4 \\ + 1 \\ \hline \end{array}$	$\begin{array}{r} 2 \\ + 2 \\ \hline \end{array}$	$\begin{array}{r} 8 \\ + 2 \\ \hline \end{array}$	$\begin{array}{r} 5 \\ + 3 \\ \hline \end{array}$
$\begin{array}{r} 1 \\ + 5 \\ \hline \end{array}$	$\begin{array}{r} 4 \\ + 3 \\ \hline \end{array}$	$\begin{array}{r} 7 \\ + 2 \\ \hline \end{array}$	$\begin{array}{r} 2 \\ + 4 \\ \hline \end{array}$



My Name: