

MONTHLY FINANCIAL REPORTS



Northwestern Local
School District

June 2019

Monthly Financial Report

Table of Contents

Cash Reconciliation	1
Investment Report	2
Cash Position Statement	5
Monthly Check Register	14
Monthly Revenue/Expend Summary	18
Monthly Revenue/Expenditures	19
Year to Date Revenue/Expenditures	20
Month End Cash Balances	21

NORTHWESTERN LOCAL SCHOOL DISTRICT
Cash Reconciliation Report
June 30, 2019

Bank Accounts

STAR Ohio		\$	160,822.08	
Scholarship Account	_____		5,648.37	
Security - Checking	_____		30,000.00	
Security - ICS Sweep	_____		225,101.48	
Security ICS Account	_____		2,634,650.26	
Security - Insurance	_____		75,935.63	
Red Tree Investments	_____		6,789,240.05	
Bond Interest	_____		948,871.44	
Security ICS - Construction	_____		623,463.40	
Total Bank Balances	_____			\$ 11,493,732.71

Adjustments

Outstanding payroll ded city tax (Trotwood & Franklin)			(208.22)	
Outstanding P/R ded Am Fidelity			(10,230.41)	
Outstanding P/R ded State WH			(0.38)	
Outstanding Operating Checks	_____		(63,637.39)	
Net Adjustments	_____			(74,076.40)

TOTAL ADJUSTED BANK BALANCES				\$ 11,419,656.31
-------------------------------------	--	--	--	-------------------------

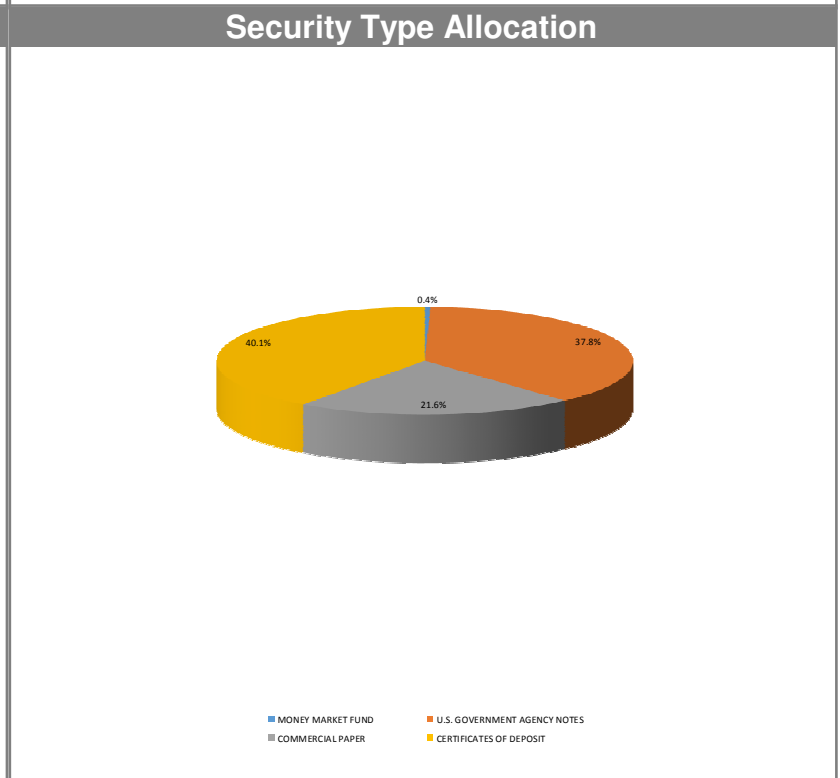
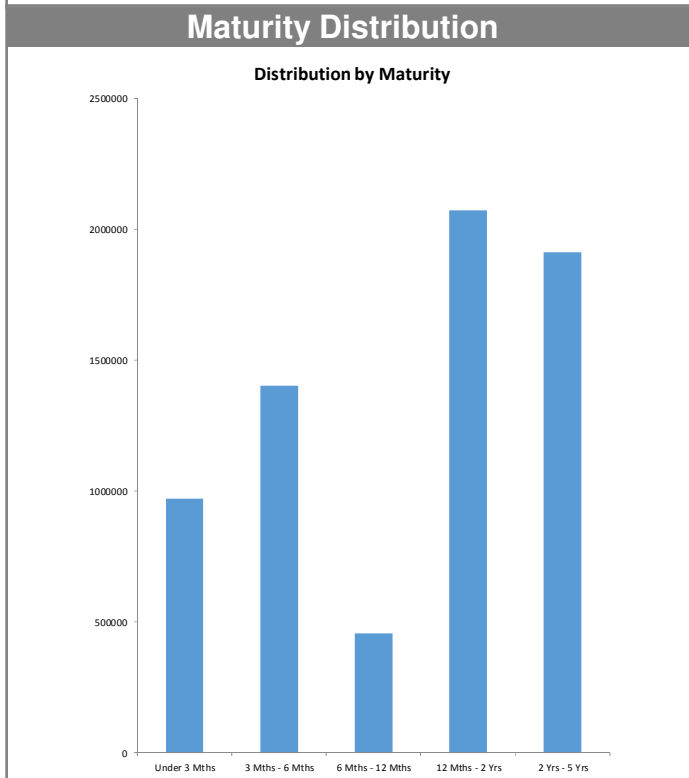
FUND BALANCE				\$ 11,419,656.31
---------------------	--	--	--	-------------------------

Interest Earned

STAR Ohio		\$	326.80	
Scholarship Account	_____		11.48	
Security - ICS Sweep	_____		545.33	
Security - ICS MMA	_____		5,803.53	
Security - Insurance	_____		144.80	
Red Tree Investments	_____		4,221.96	
Bond Interest Account	_____		1,809.73	
Security ICS - Construction	_____		1,222.10	
TOTAL INTEREST	_____			\$ 14,085.73

Monthly Investment Summary
Northwestern Local Schools
US Bank Custodian Acct Ending x70779
 June 30, 2019

Monthly Cash Flow Activity		Market Value Summary				
From 05-31-19 through 06-30-19		Security Type	Market Value	Pct. Assets	Avg Yield at Cost	Wght Avg Mat
Beginning Book Value	6,785,868.81	Money Market Fund				
Contributions	0.00	MONEY MARKET FUND	30,157.72	0.4	2.23	0.00
Withdrawals	0.00	Fixed Income				
Prior Month Management Fees	-850.72	U.S. GOVERNMENT AGENCY NOTES	2,578,200.21	37.7	1.44	1.15
Realized Gains/Losses	824.99	Accrued Interest	9,476.08	0.1		
Gross Interest Earnings	3,396.97	Commercial Paper				
Ending Book Value	6,789,240.05	COMMERCIAL PAPER	1,471,382.70	21.5	2.60	0.42
		Certificate of Deposit				
		CERTIFICATES OF DEPOSIT	2,732,836.89	40.0	2.56	1.95
		Accrued Interest	16,701.46	0.2		
		TOTAL PORTFOLIO	6,838,755.08	100.0	2.15	1.31


Disclosures:

RedTree's internal accounting system is used as the source of the market value of this account. Although obtained from a source believed to be reliable, we cannot guarantee its accuracy. You should review all account statements provided by the custodian and compare with the statements provided by RedTree.

Portfolio Holdings Report
Northwestern Local Schools
US Bank Custodian Acct Ending x70779
 June 30, 2019

Quantity	Cusip	Security Description	Moody's	S&P	Cost Basis	Market Value	Yield at Cost	Wtd Maturity	Purchase Date
U.S. GOVERNMENT AGENCY NOTES									
615,000	3133EGBK0	Federal Farm Credit Bank 1.300% Due 11-25-19	Aaa	AA+	615,000.00	613,290.91	1.30	0.40	06-15-16
275,000	3136G3J71	Federal Natl Mtg Assoc 1.420% Due 07-27-20	Aaa	AA+	275,000.00	273,158.87	1.42	1.05	07-27-16
400,000	3136G35C5	Federal Natl Mtg Assoc 1.400% Due 08-28-20	Aaa	AA+	400,000.00	397,608.00	1.40	1.14	08-30-16
405,000	3136G4AL7	Federal Natl Mtg Assoc 1.500% Due 09-30-20	Aaa	AA+	405,000.00	403,421.71	1.50	1.23	09-30-16
495,000	3135G0Q97	Federal Natl Mtg Assoc 1.500% Due 10-28-20	Aaa	AA+	495,000.00	492,177.51	1.50	1.30	10-28-16
400,000	3136G34Y8	Federal Natl Mtg Assoc 1.600% Due 08-24-21	Aaa	AA+	400,000.00	398,543.20	1.60	2.09	08-30-16
	Accrued Interest					9,476.08			
					2,590,000.00	2,587,676.30	1.44	1.15	
CERTIFICATES OF DEPOSIT									
245,000	02587DA73	American Express Nat'l Bank, UT (formerly AmEx Centurion Bank) 2.050% Due 07-22-19			245,000.00	244,934.09	2.05	0.06	07-28-15
245,000	05580ACK8	BMW Bank of North America, UT 2.000% Due 07-24-19			244,142.50	244,928.95	2.09	0.06	07-27-15
247,000	14042RAL5	Capital One, NA, Mclean, VA 2.000% Due 09-30-19			247,000.00	246,879.22	2.00	0.25	09-30-15
249,000	313812DA4	Federal Savings Bank, IL 2.500% Due 05-28-21			248,850.60	250,397.89	2.54	1.85	05-30-19
246,000	33847E2L0	Flagstar Bank FSB, MI 2.450% Due 06-14-21			245,975.40	247,168.50	2.46	1.90	06-12-19
246,000	02007GHF3	Ally Bank, UT 2.900% Due 01-31-22			245,569.50	250,074.99	2.96	2.45	01-31-19
246,000	17312Q2P3	Citibank NA, SD 2.900% Due 02-07-22			245,754.00	250,097.13	2.94	2.47	02-07-19
246,000	61690UFC9	Morgan Stanley Bank, UT 2.800% Due 03-14-22			245,680.20	249,574.63	2.85	2.58	03-14-19
246,000	61760AYF0	Morgan Stanley Private Bank, NY 2.650% Due 04-04-22			245,926.20	248,636.87	2.66	2.64	04-17-19
246,000	7954502J3	Sallie Mae Bank, UT 2.600% Due 04-18-22			245,926.20	248,324.70	2.61	2.68	04-29-19
249,000	949763YW0	Wells Fargo Bank, SD 2.950% Due 03-27-24			248,502.00	251,819.92	3.01	4.37	03-27-19
	Accrued Interest					16,701.46			
					2,708,326.60	2,749,538.36	2.56	1.95	
COMMERCIAL PAPER									
230,000	46640QVP3	JP Morgan 0.000% Due 08-23-19	P-1	A-1	226,609.80	229,208.80	2.72	0.15	02-06-19
335,000	89119BYF7	TD USA 0.000% Due 11-15-19	P-1	A-1+	330,844.88	332,232.90	2.47	0.38	05-16-19
220,000	17327BYL3	Citigroup 0.000% Due 11-20-19	P-1	A-1	216,078.38	218,116.80	2.68	0.39	03-21-19
240,000	63873KZD2	Natixis NY 0.000% Due 12-13-19	P-1	A-1	235,194.00	237,645.60	2.72	0.46	03-18-19
250,000	19121AAE1	Coca Cola Company 0.000% Due 01-14-20	P-1	A-1+	245,984.72	247,085.00	2.49	0.54	05-23-19
210,000	62479LBM6	MUFG Bank 0.000% Due 02-21-20	P-1	A-1	206,043.95	207,093.60	2.59	0.65	05-30-19
					1,460,755.73	1,471,382.70	2.60	0.42	

Disclosures:

RedTree's internal accounting system is used as the source of the market value of this account. Although obtained from a source believed to be reliable, we cannot guarantee its accuracy. You should review all account statements provided by the custodian and compare with the statements provided by RedTree.

Questions? Call 888.596.2293 or email info@redtreeinv.com

Portfolio Holdings Report
Northwestern Local Schools
US Bank Custodian Acct Ending x70779
 June 30, 2019

Quantity	Cusip	Security Description	Moody's	S&P	Cost Basis	Market Value	Yield at Cost	Wtd Maturity	Purchase Date
MONEY MARKET FUND									
	USBMMF	First American Treasury Obligations Fund			30,157.72	30,157.72	2.23		
TOTAL PORTFOLIO					6,789,240.05	6,838,755.08	2.15	1.31	

Disclosures:

RedTree's internal accounting system is used as the source of the market value of this account. Although obtained from a source believed to be reliable, we cannot guarantee its accuracy. You should review all account statements provided by the custodian and compare with the statements provided by RedTree.

Questions? Call 888.596.2293 or email info@redtreeinv.com

SUNGARD K-12
 DATE: 07/01/2019
 TIME: 14:47:48
 SELECTION CRITERIA: ALL

NORTHWESTERN LOCAL SD
 OH CASH POSITION REPORT

PAGE NUMBER: 1
 CASHPOSNEOH

ACCOUNTING PERIOD: 12/19

FUND SCC	DESCRIPTION BEGIN BALANCE	MTD RECEIPTS	FYTD RECEIPTS	MTD EXPENDITURES	FYTD EXPENDITURES	CURRENT FUND BALANCE	CURRENT ENCUMBRANCE	UNENCUMBERED FUND BALANCE
001 0000	GENERAL FUND 6,909,767.15	724,804.12	18,308,107.20	2,186,259.99	18,050,065.41	7,167,808.94	37,641.54	7,130,167.40
001 9000	GEN FUND BUDGET RESERVE 201,431.48	0.00	0.00	0.00	0.00	201,431.48	0.00	201,431.48
001 9002	RESALE SUPPLIES - ELEM 36,218.11	100.00	34,610.40	2,107.91	25,491.97	45,336.54	0.00	45,336.54
001 9004	RESALE SUPPLIES - JR/SR 23,525.89	420.00	30,992.43	115.46	36,344.95	18,173.37	0.00	18,173.37
TOTAL FOR Fund 001:								
	7,170,942.63	725,324.12	18,373,710.03	2,188,483.36	18,111,902.33	7,432,750.33	37,641.54	7,395,108.79
002 9010	BOND RETIREMENT 1,405,220.85	1,809.73	2,763,229.18	0.00	2,847,726.63	1,320,723.40	0.00	1,320,723.40
TOTAL FOR Fund 002:								
	1,405,220.85	1,809.73	2,763,229.18	0.00	2,847,726.63	1,320,723.40	0.00	1,320,723.40
003 0000	PERMANENT IMPROVEMENT 164,240.29	463,990.00	755,499.93	0.00	603,870.72	315,869.50	0.00	315,869.50
TOTAL FOR Fund 003:								
	164,240.29	463,990.00	755,499.93	0.00	603,870.72	315,869.50	0.00	315,869.50
004 9016	LFI - POST CONSTRUCTION 1,996,880.46	1,222.10	16,859.13	21,259.56	1,795,296.19	218,443.40	0.00	218,443.40
004 9264	LFI - HB 264 405,020.00	0.00	0.00	0.00	0.00	405,020.00	0.00	405,020.00
TOTAL FOR Fund 004:								
	2,401,900.46	1,222.10	16,859.13	21,259.56	1,795,296.19	623,463.40	0.00	623,463.40
006 0000	FOOD SERVICE 264,685.02	24,445.87	541,011.23	23,246.85	507,505.26	298,190.99	0.00	298,190.99
TOTAL FOR Fund 006:								
	264,685.02	24,445.87	541,011.23	23,246.85	507,505.26	298,190.99	0.00	298,190.99
008 9300	CLASS OF 93 - SCHOLARSHIP							

SUNGARD K-12
 DATE: 07/01/2019
 TIME: 14:47:48
 SELECTION CRITERIA: ALL

NORTHWESTERN LOCAL SD
 OH CASH POSITION REPORT

PAGE NUMBER: 2
 CASHPOSNEOH

ACCOUNTING PERIOD: 12/19

FUND SCC	DESCRIPTION BEGIN BALANCE	MTD RECEIPTS	FYTD RECEIPTS	MTD EXPENDITURES	FYTD EXPENDITURES	CURRENT FUND BALANCE	CURRENT ENCUMBRANCE	UNENCUMBERED FUND BALANCE
	5,493.74	11.48	131.69	0.00	0.00	5,625.43	0.00	5,625.43

TOTAL FOR Fund 008:	5,493.74	11.48	131.69	0.00	0.00	5,625.43	0.00	5,625.43
018 9002	ELEMENTARY PRINCIPAL FUND 61,809.30	2,538.33	33,070.68	2,226.08	17,012.01	77,867.97	0.00	77,867.97
018 9004	HIGH SCHOOL PRINCIPAL FUN 9,059.09	1,425.96	7,235.02	1,188.99	12,787.58	3,506.53	0.00	3,506.53
018 9100	DISTRICT WELLNESS 2,329.38	0.00	0.00	0.00	216.66	2,112.72	0.00	2,112.72
018 9101	PEPSI SCHOLARSHIP 7,630.00	0.00	1,500.00	0.00	0.00	9,130.00	0.00	9,130.00
018 9165	CLASS 65 ENRICH REVENUE 3,850.00	0.00	0.00	0.00	1,926.08	1,923.92	0.00	1,923.92
018 9202	ELEM PRIN FUND - IN/OUT 0.00	-1,917.29	13,299.85	0.00	13,299.85	0.00	0.00	0.00
018 9203	EL PRIN FUND - STAFF INCN 0.00	496.36	2,588.29	178.65	2,588.29	0.00	0.00	0.00
018 9401	HS PRIN FUND - RENAISSANC 885.91	1,684.99	1,852.10	0.00	592.10	2,145.91	0.00	2,145.91
018 9402	HS PRIN FUND - IN/OUT 0.00	419.00	6,143.00	3,686.00	6,143.00	0.00	0.00	0.00
018 9403	HS PRIN FUND - STAFF INCE 0.00	-1,639.69	172.71	34.71	172.71	0.00	0.00	0.00
018 9408	HS PRIN FUND - EIGHTH GRA 0.00	0.00	62,239.00	0.00	61,531.00	708.00	0.00	708.00
018 9409	PRINCIPAL FUND CLASS 1959 1,064.00	0.00	0.00	0.00	0.00	1,064.00	0.00	1,064.00

TOTAL FOR Fund 018:	86,627.68	3,007.66	128,100.65	7,314.43	116,269.28	98,459.05	0.00	98,459.05
020 9000	LATCHKEY - AM 55,587.06	-45,019.72	-35,073.63	1,277.23	20,513.43	0.00	0.00	0.00
020 9100	LATCHKEY PROGRAM - PM 75,756.00	45,113.44	81,035.22	1,785.33	23,666.74	133,124.48	0.00	133,124.48

SUNGARD K-12
 DATE: 07/01/2019
 TIME: 14:47:48
 SELECTION CRITERIA: ALL

NORTHWESTERN LOCAL SD
 OH CASH POSITION REPORT

PAGE NUMBER: 3
 CASHPOSNEOH

ACCOUNTING PERIOD: 12/19

FUND SCC	DESCRIPTION BEGIN BALANCE	MTD RECEIPTS	FYTD RECEIPTS	MTD EXPENDITURES	FYTD EXPENDITURES	CURRENT FUND BALANCE	CURRENT ENCUMBRANCE	UNENCUMBERED FUND BALANCE

TOTAL FOR	Fund 020: 131,343.06	93.72	45,961.59	3,062.56	44,180.17	133,124.48	0.00	133,124.48
022 9001	AGENCY FUND - OHSAA TOURN 0.00	-550.00	1,796.00	0.00	1,796.00	0.00	0.00	0.00
022 9201	ESCROW - MEDICAL INS 1,349.64	154,826.28	1,838,303.93	152,270.60	1,839,674.38	-20.81	0.00	-20.81
022 9202	ESCROW - LIFE INS -7.32	789.40	9,444.40	769.85	9,448.46	-11.38	0.00	-11.38
022 9203	ESCROW - DENTAL INS -21.19	11,992.42	131,451.21	11,812.14	132,960.05	-1,530.03	0.00	-1,530.03
022 9204	ESCROW - VISION INS 67.19	3,160.68	37,334.18	3,116.28	37,360.33	41.04	0.00	41.04
022 9400	SERS EMPLOYER ESCROW 35,289.41	30,270.72	356,343.33	30,538.00	396,347.63	-4,714.89	0.00	-4,714.89
022 9450	STRS EMPLOYER ESCROW 7,457.49	111,514.88	1,083,353.87	89,070.00	1,082,604.00	8,207.36	0.00	8,207.36
022 9600	WORKERS COMP ESCROW 65,678.52	3,570.13	48,955.46	0.00	56,594.00	58,039.98	0.00	58,039.98

TOTAL FOR	Fund 022: 109,813.74	315,574.51	3,506,982.38	287,576.87	3,556,784.85	60,011.27	0.00	60,011.27

024 0000	INSURANCE RESERVE FUND 71,474.50	0.00	0.00	0.00	0.00	71,474.50	0.00	71,474.50

TOTAL FOR	Fund 024: 71,474.50	0.00	0.00	0.00	0.00	71,474.50	0.00	71,474.50

034 0000	CLASSROOM FACILITIES MAIN 830,628.64	126,880.91	126,880.91	2,336.18	45,515.07	911,994.48	8,655.00	903,339.48

TOTAL FOR	Fund 034: 830,628.64	126,880.91	126,880.91	2,336.18	45,515.07	911,994.48	8,655.00	903,339.48

200 9111	ART CLUB 170.51	0.00	2,866.00	-50.00	1,557.59	1,478.92	0.00	1,478.92

SUNGARD K-12
 DATE: 07/01/2019
 TIME: 14:47:48
 SELECTION CRITERIA: ALL

NORTHWESTERN LOCAL SD
 OH CASH POSITION REPORT

PAGE NUMBER: 4
 CASHPOSNEOH

ACCOUNTING PERIOD: 12/19

FUND	SCC	DESCRIPTION BEGIN BALANCE	MTD RECEIPTS	FYTD RECEIPTS	MTD EXPENDITURES	FYTD EXPENDITURES	CURRENT FUND BALANCE	CURRENT ENCUMBRANCE	UNENCUMBERED FUND BALANCE
200	9114	POWER OF THE PEN 1,622.08	0.00	0.00	0.00	0.00	1,622.08	0.00	1,622.08
200	9123	LATIN CLUB 104.91	0.00	468.00	0.00	562.00	10.91	0.00	10.91
200	9130	DRAMA/MUSICAL 10,787.94	0.00	5,870.00	0.00	5,378.78	11,279.16	0.00	11,279.16
200	9137	CHOIR ACTIVITY 7,222.82	0.00	15,838.00	452.64	14,620.21	8,440.61	0.00	8,440.61
200	9230	SPANISH CLUB 687.69	0.00	0.00	0.00	0.00	687.69	0.00	687.69
200	9323	FCCLA 1,678.10	0.00	1,701.57	420.00	1,692.64	1,687.03	0.00	1,687.03
200	9330	FFA 9,439.81	0.00	27,728.59	3,215.33	28,449.41	8,718.99	0.00	8,718.99
200	9600	CLASS OF 2020 839.44	0.00	6,985.00	0.00	4,931.16	2,893.28	0.00	2,893.28
200	9601	CLASS OF 2021 268.40	0.00	380.00	0.00	92.55	555.85	0.00	555.85
200	9602	CLASS OF 2022 0.00	0.00	529.00	7.41	276.76	252.24	0.00	252.24
200	9605	CLASS OF 2015 158.00	0.00	-158.00	0.00	0.00	0.00	0.00	0.00
200	9606	CLASS OF 2016 328.75	0.00	-312.75	16.00	16.00	0.00	0.00	0.00
200	9607	CLASS OF 2017 709.70	0.00	-709.70	0.00	0.00	0.00	0.00	0.00
200	9609	CLASS OF 2019 4,109.20	0.00	1,952.00	4,428.60	6,061.20	0.00	0.00	0.00
200	9610	STUDENT COUNCIL - HS 2,986.77	0.00	6,605.00	0.00	6,072.64	3,519.13	0.00	3,519.13
200	9632	STUDENTS AGAINST DESTRUCT 1,787.07	0.00	1,318.00	0.00	193.24	2,911.83	1,500.00	1,411.83
200	9656	STUDENT COUNCIL - 5/6 1,708.19	0.00	87.66	0.00	214.02	1,581.83	0.00	1,581.83
200	9678	STUDENT COUNCIL - 7/8							

SUNGARD K-12
 DATE: 07/01/2019
 TIME: 14:47:48
 SELECTION CRITERIA: ALL

NORTHWESTERN LOCAL SD
 OH CASH POSITION REPORT

PAGE NUMBER: 5
 CASHPOSNEOH

ACCOUNTING PERIOD: 12/19

FUND SCC	DESCRIPTION BEGIN BALANCE	MTD RECEIPTS	FYTD RECEIPTS	MTD EXPENDITURES	FYTD EXPENDITURES	CURRENT FUND BALANCE	CURRENT ENCUMBRANCE	UNENCUMBERED FUND BALANCE
	1,684.95	0.00	0.00	0.00	0.00	1,684.95	0.00	1,684.95
200 9681	YEARBOOK -1,146.28	0.00	10,189.96	0.00	7,999.76	1,043.92	0.00	1,043.92
200 9710	NATIONAL HONOR SOCIETY 2,362.31	0.00	2,022.60	0.00	1,798.16	2,586.75	0.00	2,586.75

TOTAL FOR Fund 200:	47,510.36	0.00	83,360.93	8,489.98	79,916.12	50,955.17	1,500.00	49,455.17

300 0000	GENERAL ATHLETIC FUNDS 41,236.38	984.00	113,466.87	20,528.86	126,779.75	27,923.50	0.00	27,923.50
300 9501	BASEBALL FUNDRAISER 8,866.31	0.00	11,580.00	0.00	17,936.41	2,509.90	0.00	2,509.90
300 9502	BASKETBALL FUNDRAISER - B 2,931.39	150.00	-2,781.39	0.00	0.00	150.00	0.00	150.00
300 9504	FOOTBALL FUNDRAISER 4,320.16	0.00	1,610.00	0.00	0.00	5,930.16	0.00	5,930.16
300 9506	CROSS COUNTRY FUNDRAISER 10,827.88	0.00	0.00	0.00	4,249.26	6,578.62	0.00	6,578.62
300 9508	TRACK FUNDRAISER 1,766.33	0.00	780.43	0.00	0.00	2,546.76	0.00	2,546.76
300 9509	WRESTLING FUNDRAISER 130.36	0.00	985.30	0.00	720.00	395.66	0.00	395.66
300 9510	BOWLING FUNDRAISER 1,038.52	0.00	1,615.00	0.00	1,947.05	706.47	0.00	706.47
300 9511	BASKETBALL FUNDRAISER - G 1,669.21	300.00	400.00	250.55	250.55	1,818.66	0.00	1,818.66
300 9512	VOLLEYBALL FUNDRAISER - H 5,737.67	1,430.00	6,185.80	794.75	5,550.55	6,372.92	0.00	6,372.92
300 9513	SOFTBALL FUNDRAISER 2,070.22	0.00	5,640.00	0.00	3,396.00	4,314.22	0.00	4,314.22
300 9516	TENNIS FUNDRAISER - GIRLS 2,430.63	0.00	2,013.00	0.00	756.00	3,687.63	0.00	3,687.63
300 9521	GOLF FUNDRAISER 1,923.00	0.00	2,680.00	359.93	3,712.93	890.07	0.00	890.07
300 9522	SOCCER FUNDRAISER - GIRLS							

SUNGARD K-12
 DATE: 07/01/2019
 TIME: 14:47:48
 SELECTION CRITERIA: ALL

NORTHWESTERN LOCAL SD
 OH CASH POSITION REPORT

PAGE NUMBER: 6
 CASHPOSNEOH

ACCOUNTING PERIOD: 12/19

FUND SCC	DESCRIPTION BEGIN BALANCE	MTD RECEIPTS	FYTD RECEIPTS	MTD EXPENDITURES	FYTD EXPENDITURES	CURRENT FUND BALANCE	CURRENT ENCUMBRANCE	UNENCUMBERED FUND BALANCE
	1,259.77	0.00	0.00	0.00	0.00	1,259.77	0.00	1,259.77
300 9523	SOCCER FUNDRAISER - BOYS 3,455.39	0.00	4,192.00	0.00	2,536.05	5,111.34	0.00	5,111.34
300 9524	CHEERLEADERS FUNDRAISER - 1,208.37	0.00	0.00	0.00	258.00	950.37	0.00	950.37
300 9525	SWIMMING FUNDRAISER 0.00	0.00	92.17	0.00	0.00	92.17	0.00	92.17
300 9526	BOYS TENNIS FUNDRAISER 1,372.70	0.00	0.00	0.00	0.00	1,372.70	0.00	1,372.70
300 9804	BAND FEES 5,707.53	30.00	2,713.50	0.00	2,172.01	6,249.02	0.00	6,249.02

TOTAL FOR Fund 300:	97,951.82	2,894.00	151,172.68	21,934.09	170,264.56	78,859.94	0.00	78,859.94
451 9019	ONE NET FY19 0.00	0.00	3,600.00	923.40	3,600.00	0.00	0.00	0.00

TOTAL FOR Fund 451:	0.00	0.00	3,600.00	923.40	3,600.00	0.00	0.00	0.00
499 9018	SECONDARY TRANSITION ENHA 0.00	0.00	815.00	0.00	815.00	0.00	0.00	0.00

TOTAL FOR Fund 499:	0.00	0.00	815.00	0.00	815.00	0.00	0.00	0.00
516 9019	IDEA PART B FY 2019 0.00	54,463.11	308,624.29	36,308.74	290,469.92	18,154.37	0.00	18,154.37

TOTAL FOR Fund 516:	0.00	54,463.11	308,624.29	36,308.74	290,469.92	18,154.37	0.00	18,154.37
572 9019	TITLE I FY 2019 0.00	22,691.30	245,157.89	22,691.30	245,157.89	0.00	0.00	0.00

TOTAL FOR Fund 572:	0.00	22,691.30	245,157.89	22,691.30	245,157.89	0.00	0.00	0.00

SUNGARD K-12
 DATE: 07/01/2019
 TIME: 14:47:48
 SELECTION CRITERIA: ALL

NORTHWESTERN LOCAL SD
 OH CASH POSITION REPORT

PAGE NUMBER: 7
 CASHPOSNEOH

ACCOUNTING PERIOD: 12/19

FUND SCC	DESCRIPTION BEGIN BALANCE	MTD RECEIPTS	FYTD RECEIPTS	MTD EXPENDITURES	FYTD EXPENDITURES	CURRENT FUND BALANCE	CURRENT ENCUMBRANCE	UNENCUMBERED FUND BALANCE
587 9019	ECSE PRESCHOOL FY 2019 0.00	0.00	12,586.59	0.00	12,586.59	0.00	0.00	0.00
-----		-----	-----	-----	-----	-----	-----	-----
TOTAL FOR Fund 587:								
	0.00	0.00	12,586.59	0.00	12,586.59	0.00	0.00	0.00
590 9019	TITLE IIA FY 2019 0.00	4,325.42	44,202.24	4,325.42	44,202.24	0.00	0.00	0.00
-----		-----	-----	-----	-----	-----	-----	-----
TOTAL FOR Fund 590:								
	0.00	4,325.42	44,202.24	4,325.42	44,202.24	0.00	0.00	0.00
599 9019	TITLE IVA - FY 2019 0.00	15,367.22	20,067.14	5,367.22	20,067.14	0.00	0.00	0.00
-----		-----	-----	-----	-----	-----	-----	-----
TOTAL FOR Fund 599:								
	0.00	15,367.22	20,067.14	5,367.22	20,067.14	0.00	0.00	0.00
-----		-----	-----	-----	-----	-----	-----	-----
GRAND TOTALS:								
	12,787,832.79	1,762,101.15	27,127,953.48	2,633,319.96	28,496,129.96	11,419,656.31	47,796.54	11,371,859.77

SUNGARD K-12
 DATE: 07/01/2019
 TIME: 14:47:48
 SELECTION CRITERIA: ALL

NORTHWESTERN LOCAL SD
 OH CASH POSITION REPORT

PAGE NUMBER: 8
 CASHPOSNEOH

ACCOUNTING PERIOD: 12/19

FUND SCC	DESCRIPTION BEGIN BALANCE	MTD RECEIPTS	FYTD RECEIPTS	MTD EXPENDITURES	FYTD EXPENDITURES	CURRENT FUND BALANCE	CURRENT ENCUMBRANCE	UNENCUMBERED FUND BALANCE
001	7,170,942.63	725,324.12	18,373,710.03	2,188,483.36	18,111,902.33	7,432,750.33	37,641.54	7,395,108.79
002	1,405,220.85	1,809.73	2,763,229.18	0.00	2,847,726.63	1,320,723.40	0.00	1,320,723.40
003	164,240.29	463,990.00	755,499.93	0.00	603,870.72	315,869.50	0.00	315,869.50
004	2,401,900.46	1,222.10	16,859.13	21,259.56	1,795,296.19	623,463.40	0.00	623,463.40
006	264,685.02	24,445.87	541,011.23	23,246.85	507,505.26	298,190.99	0.00	298,190.99
008	5,493.74	11.48	131.69	0.00	0.00	5,625.43	0.00	5,625.43
018	86,627.68	3,007.66	128,100.65	7,314.43	116,269.28	98,459.05	0.00	98,459.05
020	131,343.06	93.72	45,961.59	3,062.56	44,180.17	133,124.48	0.00	133,124.48
022	109,813.74	315,574.51	3,506,982.38	287,576.87	3,556,784.85	60,011.27	0.00	60,011.27
024	71,474.50	0.00	0.00	0.00	0.00	71,474.50	0.00	71,474.50
034	830,628.64	126,880.91	126,880.91	2,336.18	45,515.07	911,994.48	8,655.00	903,339.48
200	47,510.36	0.00	83,360.93	8,489.98	79,916.12	50,955.17	1,500.00	49,455.17
300	97,951.82	2,894.00	151,172.68	21,934.09	170,264.56	78,859.94	0.00	78,859.94
451	0.00	0.00	3,600.00	923.40	3,600.00	0.00	0.00	0.00

SUNGARD K-12
 DATE: 07/01/2019
 TIME: 14:47:48
 SELECTION CRITERIA: ALL

NORTHWESTERN LOCAL SD
 OH CASH POSITION REPORT

ACCOUNTING PERIOD: 12/19

FUND SCC	DESCRIPTION BEGIN BALANCE	MTD RECEIPTS	FYTD RECEIPTS	MTD EXPENDITURES	FYTD EXPENDITURES	CURRENT FUND BALANCE	CURRENT ENCUMBRANCE	UNENCUMBERED FUND BALANCE
499	0.00	0.00	815.00	0.00	815.00	0.00	0.00	0.00
516	0.00	54,463.11	308,624.29	36,308.74	290,469.92	18,154.37	0.00	18,154.37
572	0.00	22,691.30	245,157.89	22,691.30	245,157.89	0.00	0.00	0.00
587	0.00	0.00	12,586.59	0.00	12,586.59	0.00	0.00	0.00
590	0.00	4,325.42	44,202.24	4,325.42	44,202.24	0.00	0.00	0.00
599	0.00	15,367.22	20,067.14	5,367.22	20,067.14	0.00	0.00	0.00
GRAND TOTALS:	12,787,832.79	1,762,101.15	27,127,953.48	2,633,319.96	28,496,129.96	11,419,656.31	47,796.54	11,371,859.77

SUNGARD K-12
 DATE: 07/01/2019
 TIME: 13:31:27

NORTHWESTERN LOCAL SD
 CHECK REGISTER INCLUDING SYSTEM VOIDS

PAGE NUMBER: 1
 ACCTPA21
 ACCOUNTING PERIOD: 12/19

SELECTION CRITERIA: chkstat.rundate between '20190601 00:00:00.000' and '20190701 00:00:00.000'

DISTRIBUTION FUND: 0010000

CHECK NUMBER	ISSUE DATE	VENDOR	STATUS	TOTAL	DESCRIPTION
	12300	06/18/2019	NATIONAL TRAIL PARKS & RECREATION	V	-50.00 VOID MANUAL CHECK
*	12829	06/18/2019	NWES PTO	V	-12.00 VOID MANUAL CHECK
*	12882	06/19/2019	TECUMSEH LOCAL SCHOOLS	V	-150.00 VOID MANUAL CHECK
*	13216	06/06/2019	AP EXAMS	R	3344.00 ACCOUNTS PAYABLE CHECK
	13217	06/06/2019	BEYOND PLAY LLC	R	150.53 ACCOUNTS PAYABLE CHECK
	13218	06/06/2019	CAROLINA BIOLOGICAL SUPPLY CO	R	87.16 ACCOUNTS PAYABLE CHECK
	13219	06/06/2019	CROWN AWARDS	R	66.67 ACCOUNTS PAYABLE CHECK
	13220	06/06/2019	DE LAGE LANDEN FINANCIAL SERV INC	R	3136.00 ACCOUNTS PAYABLE CHECK
	13221	06/06/2019	ENGRAVING PERFECTION	R	297.00 ACCOUNTS PAYABLE CHECK
	13222	06/06/2019	FFA OHIO ASSOCIATION	R	20.00 ACCOUNTS PAYABLE CHECK
	13223	06/06/2019	FLINN SCIENTIFIC INC	R	608.48 ACCOUNTS PAYABLE CHECK
	13224	06/06/2019	FRIENDS SERVICE COMPANY INC.	R	2516.77 ACCOUNTS PAYABLE CHECK
	13225	06/06/2019	GRAPHIC PRINTING	R	1355.00 ACCOUNTS PAYABLE CHECK
	13226	06/06/2019	JONESTSHIRTS.COM	R	343.90 ACCOUNTS PAYABLE CHECK
	13227	06/06/2019	JOSTENS	R	1110.67 ACCOUNTS PAYABLE CHECK
	13228	06/06/2019	LAKESHORE LEARNING MATERIALS	R	124.14 ACCOUNTS PAYABLE CHECK
	13229	06/06/2019	LEE'S FAMOUS RECIPE CHICKEN	R	1233.93 ACCOUNTS PAYABLE CHECK
	13230	06/06/2019	LOWES	R	1062.84 ACCOUNTS PAYABLE CHECK
	13231	06/06/2019	MACGILL	R	119.94 ACCOUNTS PAYABLE CHECK
	13232	06/06/2019	MIAMI EAST HIGH SCHOOL	R	200.00 ACCOUNTS PAYABLE CHECK
	13233	06/06/2019	MONTGOMERY COUNTY ESC	R	2400.00 ACCOUNTS PAYABLE CHECK
	13234	06/06/2019	NCS PEARSON, INC.	R	174.12 ACCOUNTS PAYABLE CHECK
	13235	06/06/2019	OHIO FFA ASSOCIATION	R	397.00 ACCOUNTS PAYABLE CHECK
	13236	06/06/2019	OMEA	R	132.00 ACCOUNTS PAYABLE CHECK
	13237	06/06/2019	R & C EMBROIDERY	R	962.00 ACCOUNTS PAYABLE CHECK
	13238	06/06/2019	SCHOLASTIC	R	700.43 ACCOUNTS PAYABLE CHECK
	13239	06/06/2019	SCHOLASTIC MAGAZINES INC	R	1115.07 ACCOUNTS PAYABLE CHECK
*	13239	06/06/2019	SCHOLASTIC MAGAZINES INC	V	-1115.07 VOID MANUAL CHECK
	13240	06/06/2019	SCHOOL SPECIALTY INC	R	66.28 ACCOUNTS PAYABLE CHECK
	13241	06/06/2019	SOUTHWEST GREENS	R	1255.00 ACCOUNTS PAYABLE CHECK
	13242	06/06/2019	TEACHER DIRECT	R	30.68 ACCOUNTS PAYABLE CHECK
*	13242	06/06/2019	TEACHER DIRECT	V	-30.68 VOID MANUAL CHECK
	13243	06/06/2019	THE MAC RAY COMPANY	R	870.00 ACCOUNTS PAYABLE CHECK
	13244	06/06/2019	W R HACKETT	R	2016.38 ACCOUNTS PAYABLE CHECK
	13245	06/06/2019	YOUNG LORI	R	342.00 ACCOUNTS PAYABLE CHECK
	13246	06/06/2019	ZIEGLER TIRE & SUPPLY CO.	R	2767.00 ACCOUNTS PAYABLE CHECK
	13247	06/07/2019	NAPA AUTO PARTS	R	814.02 ACCOUNTS PAYABLE CHECK
	13248	06/07/2019	STANTON'S SHEET MUSIC INC.	R	79.84 ACCOUNTS PAYABLE CHECK
	13249	06/13/2019	1.800 WHEELCHAIR.COM	R	152.82 ACCOUNTS PAYABLE CHECK
	13250	06/13/2019	ENGRAVING PERFECTION	R	2271.00 ACCOUNTS PAYABLE CHECK
	13251	06/13/2019	EDUCATORS PUBLISHING SERVICE	R	659.90 ACCOUNTS PAYABLE CHECK
	13252	06/13/2019	EZPAY - INFORM DESIGN INC	R	647.57 ACCOUNTS PAYABLE CHECK
	13253	06/13/2019	FRIENDS SERVICE COMPANY INC.	R	766.87 ACCOUNTS PAYABLE CHECK
	13254	06/13/2019	GEER GAS	R	25.40 ACCOUNTS PAYABLE CHECK
	13255	06/13/2019	GORDON FOODS	R	62.91 ACCOUNTS PAYABLE CHECK
	13256	06/13/2019	HEALTHCARE BILLING SERVICE INC	R	395.20 ACCOUNTS PAYABLE CHECK
	13257	06/13/2019	KONA ICE OF CENTRAL DAYTON	R	1394.75 ACCOUNTS PAYABLE CHECK
	13258	06/13/2019	KROGER	R	133.93 ACCOUNTS PAYABLE CHECK
	13259	06/13/2019	LANTZ SALES	R	841.61 ACCOUNTS PAYABLE CHECK
	13260	06/13/2019	MILLER'S TEXTILE SERVICES	R	329.54 ACCOUNTS PAYABLE CHECK
	13261	06/13/2019	NORTH HAMPTON VILLAGE	R	24785.47 ACCOUNTS PAYABLE CHECK
	13262	06/13/2019	OHIO EDISON COMPANY	R	19721.52 ACCOUNTS PAYABLE CHECK
	13263	06/13/2019	OHIO VALLEY SURGICAL HOSPITAL	R	3333.34 ACCOUNTS PAYABLE CHECK

SUNGARD K-12
DATE: 07/01/2019
TIME: 13:31:27

NORTHWESTERN LOCAL SD
CHECK REGISTER INCLUDING SYSTEM VOIDS

PAGE NUMBER: 2
ACCTPA21
ACCOUNTING PERIOD: 12/19

SELECTION CRITERIA: chkstat.rundate between '20190601 00:00:00.000' and '20190701 00:00:00.000'

13264	06/13/2019	R & C EMBROIDERY	R	258.50	ACCOUNTS PAYABLE CHECK	
13265	06/13/2019	RD HOLDER OIL CO INC	R	392.40	ACCOUNTS PAYABLE CHECK	
13266	06/13/2019	RG TRUCKING LLC	R	1021.60	ACCOUNTS PAYABLE CHECK	
13267	06/13/2019	ROBOLINK	R	1738.25	ACCOUNTS PAYABLE CHECK	
13268	06/13/2019	ROGER'S GARAGE	R	2705.00	ACCOUNTS PAYABLE CHECK	
13269	06/13/2019	SCHOLASTIC	R	1115.07	ACCOUNTS PAYABLE CHECK	
13270	06/13/2019	SCHULER'S BAKERY, INC. - CHARGE	R	260.40	ACCOUNTS PAYABLE CHECK	
13271	06/13/2019	SENIOR CLASS GRADUATION PRODUCTS	R	289.31	ACCOUNTS PAYABLE CHECK	
13272	06/13/2019	SHERWIN-WILLIAMS	R	316.53	ACCOUNTS PAYABLE CHECK	
13273	06/13/2019	SPEER MECHANICAL	R	1818.18	ACCOUNTS PAYABLE CHECK	
13274	06/13/2019	ST MARY'S SPORTING GOODS INC.	R	794.75	ACCOUNTS PAYABLE CHECK	
13275	06/13/2019	STUDIES WEEKLY	R	238.50	ACCOUNTS PAYABLE CHECK	
13276	06/13/2019	TEACHER DIRECT	R	30.88	ACCOUNTS PAYABLE CHECK	
13277	06/13/2019	TECUMSEH ATHLETIC DEPARTMENT	R	200.00	ACCOUNTS PAYABLE CHECK	
13278	06/13/2019	TIME WARNER CABLE	R	377.23	ACCOUNTS PAYABLE CHECK	
13279	06/13/2019	URBANA ATHLETIC DEPARTMENT	R	175.00	ACCOUNTS PAYABLE CHECK	
13280	06/13/2019	VICTOR STANLEY	R	6630.56	ACCOUNTS PAYABLE CHECK	
13281	06/20/2019	CLARK COUNTY MUNICIPAL COURT	R	336.56	ACCOUNTS PAYABLE CHECK	
13282	06/18/2019	AMAZON	V	0.00	VOID: MULTI STUB CHECK	
13283	06/18/2019	AMAZON	R	3740.88	ACCOUNTS PAYABLE CHECK	
13284	06/20/2019	A BOOK COMPANY, LLC	R	68.97	ACCOUNTS PAYABLE CHECK	
13285	06/20/2019	AAA WASTEWATER	R	600.00	ACCOUNTS PAYABLE CHECK	
13286	06/20/2019	ALLEN CO EDUCATIONAL SERVICE CENTE	R	280.00	ACCOUNTS PAYABLE CHECK	
13287	06/20/2019	AM BUS & ACCESSORIES INC	R	517.86	ACCOUNTS PAYABLE CHECK	
13288	06/20/2019	ARES SPORTSWEAR, LTD	R	250.55	ACCOUNTS PAYABLE CHECK	
13289	06/20/2019	CITRAN OCCUPATIONAL HEALTH	R	523.51	ACCOUNTS PAYABLE CHECK	
13290	06/20/2019	CLARK COUNTY JUVENILE COURT	R	1458.00	ACCOUNTS PAYABLE CHECK	
13291	06/20/2019	COLUMBIA GAS OF OHIO	R	652.81	ACCOUNTS PAYABLE CHECK	
13292	06/20/2019	CORE SOURCE - DENTAL	R	11847.70	ACCOUNTS PAYABLE CHECK	
13293	06/20/2019	FINISHTIMINGCOM	R	3469.60	ACCOUNTS PAYABLE CHECK	
13294	06/20/2019	HEINEMANN	R	246.75	ACCOUNTS PAYABLE CHECK	
*	13294	06/21/2019	HEINEMANN	V	-246.75	VOID MANUAL CHECK
13295	06/20/2019	MAINE'S TOWING & RECOVERY SERVICE	R	365.00	ACCOUNTS PAYABLE CHECK	
13296	06/20/2019	MCOECN	R	100.00	ACCOUNTS PAYABLE CHECK	
13297	06/20/2019	MEGACITY FIRE PROTECTION INC.	R	8888.95	ACCOUNTS PAYABLE CHECK	
13298	06/20/2019	NAPA AUTO PARTS	R	111.31	ACCOUNTS PAYABLE CHECK	
13299	06/20/2019	NEOLA INC	R	1466.50	ACCOUNTS PAYABLE CHECK	
13300	06/20/2019	OIC OF CLARK COUNTY INC	R	1185.00	ACCOUNTS PAYABLE CHECK	
13301	06/20/2019	PITNEY BOWES	R	212.78	ACCOUNTS PAYABLE CHECK	
13302	06/20/2019	RD HOLDER OIL CO INC	R	22432.31	ACCOUNTS PAYABLE CHECK	
13303	06/20/2019	SCOTT SCRIVEN LLP	R	217.00	ACCOUNTS PAYABLE CHECK	
13304	06/20/2019	SERVICE SUPPLY LTD., INC.	R	14629.00	ACCOUNTS PAYABLE CHECK	
13305	06/20/2019	SPORTS IMPORTS, INC.	R	11136.00	ACCOUNTS PAYABLE CHECK	
13306	06/20/2019	STERLING PAPER	R	51.44	ACCOUNTS PAYABLE CHECK	
13307	06/20/2019	TAC	R	469.36	ACCOUNTS PAYABLE CHECK	
13308	06/20/2019	TECUMSEH LOCAL SCHOOLS	R	150.00	ACCOUNTS PAYABLE CHECK	
13309	06/20/2019	TIFCO INDUSTRIES INC.	R	131.34	ACCOUNTS PAYABLE CHECK	
13310	06/20/2019	TRANSFINDER CORPORATION	R	3050.00	ACCOUNTS PAYABLE CHECK	
13311	06/20/2019	UNISHIPPERS	R	13.58	ACCOUNTS PAYABLE CHECK	
13312	06/20/2019	US AWARDS INC	R	538.54	ACCOUNTS PAYABLE CHECK	
13313	06/20/2019	WARTHER WOODWORKING	R	73.95	ACCOUNTS PAYABLE CHECK	
13314	06/20/2019	ZIEGLER TIRE & SUPPLY CO.	R	960.00	ACCOUNTS PAYABLE CHECK	
13315	06/26/2019	CITRAN OCCUPATIONAL HEALTH	R	427.00	ACCOUNTS PAYABLE CHECK	
13316	06/26/2019	DIRECT ENERGY BUSINESS	R	227.61	ACCOUNTS PAYABLE CHECK	
13317	06/26/2019	DON RINKER SPORTS	R	1233.00	ACCOUNTS PAYABLE CHECK	
13318	06/26/2019	ESC OF CENTRAL OHIO	R	250.00	ACCOUNTS PAYABLE CHECK	
13319	06/26/2019	FRIENDS SERVICE COMPANY INC.	R	59.31	ACCOUNTS PAYABLE CHECK	

SUNGARD K-12
DATE: 07/01/2019
TIME: 13:31:27

NORTHWESTERN LOCAL SD
CHECK REGISTER INCLUDING SYSTEM VOIDS

PAGE NUMBER: 3
ACCTPA21
ACCOUNTING PERIOD: 12/19

SELECTION CRITERIA: chkstat.rundate between '20190601 00:00:00.000' and '20190701 00:00:00.000'

13320	06/26/2019	GEM LAWN PROFESSIONAL LAWN SER	R	2795.00	ACCOUNTS PAYABLE CHECK
13321	06/26/2019	HEINEMANN	R	246.75	ACCOUNTS PAYABLE CHECK
13322	06/26/2019	IDVILLE	R	17.49	ACCOUNTS PAYABLE CHECK
13323	06/26/2019	JANECO CLEANING SUPPLY	R	425.00	ACCOUNTS PAYABLE CHECK
13324	06/26/2019	KENNEDY COTTRELL RICHARDS	R	750.00	ACCOUNTS PAYABLE CHECK
13325	06/26/2019	MEGACITY TRUCK & AUTO	R	14.28	ACCOUNTS PAYABLE CHECK
13326	06/26/2019	NAPA AUTO PARTS	R	104.67	ACCOUNTS PAYABLE CHECK
13327	06/26/2019	PHARES PUMPS & RENTALS INC	R	337.88	ACCOUNTS PAYABLE CHECK
13328	06/26/2019	RAY HENSLEY INC.	R	23276.00	ACCOUNTS PAYABLE CHECK
13329	06/26/2019	SKM SERVICES	R	315.00	ACCOUNTS PAYABLE CHECK
13330	06/26/2019	SPEEDWAY SUPERAMERICA LLC	R	304.53	ACCOUNTS PAYABLE CHECK
13331	06/26/2019	SPEER MECHANICAL	R	518.00	ACCOUNTS PAYABLE CHECK
13332	06/26/2019	TAC	R	403.94	ACCOUNTS PAYABLE CHECK
13333	06/26/2019	VALTECH COMMUNICATIONS	R	666.47	ACCOUNTS PAYABLE CHECK
13334	06/26/2019	PAR STRIPING	R	9000.00	ACCOUNTS PAYABLE CHECK
13335	06/27/2019	MILLER'S TEXTILE SERVICES	R	382.97	ACCOUNTS PAYABLE CHECK
13336	06/27/2019	PAR STRIPING	R	2655.00	ACCOUNTS PAYABLE CHECK
13337	06/28/2019	PAR STRIPING	R	5024.00	ACCOUNTS PAYABLE CHECK
* 13337	07/01/2019	PAR STRIPING	V	-5024.00	VOID MANUAL CHECK
13338	06/28/2019	TAC	R	69.00	ACCOUNTS PAYABLE CHECK
* 13338	07/01/2019	TAC	V	-69.00	VOID MANUAL CHECK
13339	06/28/2019	PAR STRIPING	R	5024.00	ACCOUNTS PAYABLE CHECK
13340	06/28/2019	TAC	R	69.00	ACCOUNTS PAYABLE CHECK
* V12048	06/05/2019	AMERICAN FIDELITY SPENDING PLAN	R	1379.09	ACCOUNTS PAYABLE VOUCHER
* V12049	06/05/2019	CHILD SUPPORT	R	266.37	ACCOUNTS PAYABLE VOUCHER
* V12050	06/05/2019	FEDERAL MEDICARE FICA WITHHOLDING	R	46275.17	ACCOUNTS PAYABLE VOUCHER
* V12051	06/05/2019	NASE	R	1436.07	ACCOUNTS PAYABLE VOUCHER
* V12052	06/05/2019	NORTHWESTERN LOCAL SCHOOLS	R	5.00	ACCOUNTS PAYABLE VOUCHER
* V12053	06/05/2019	NTA	R	4650.90	ACCOUNTS PAYABLE VOUCHER
* V12054	06/05/2019	OHIO DEFERRED COMPENSATION	R	100.00	ACCOUNTS PAYABLE VOUCHER
* V12055	06/05/2019	SERS	R	10390.32	ACCOUNTS PAYABLE VOUCHER
* V12056	06/05/2019	SERS BOARD SHARE ESCROW	R	15533.38	ACCOUNTS PAYABLE VOUCHER
* V12057	06/05/2019	STATE TAX WITHHOLDING	R	9894.21	ACCOUNTS PAYABLE VOUCHER
* V12058	06/05/2019	STRS	R	47681.70	ACCOUNTS PAYABLE VOUCHER
* V12059	06/05/2019	STRS BOARD SHARE ESCROW	R	47681.69	ACCOUNTS PAYABLE VOUCHER
* V12060	06/05/2019	VOYA COMMON REMITTER	R	11416.00	ACCOUNTS PAYABLE VOUCHER
* V12061	06/05/2019	WORKERS COMP ESCROW	R	1788.30	ACCOUNTS PAYABLE VOUCHER
* V12068	06/07/2019	ANDREA L BENNETT	R	152.37	ACCOUNTS PAYABLE VOUCHER
* V12069	06/07/2019	KELLY A BRAUN	R	96.59	ACCOUNTS PAYABLE VOUCHER
* V12070	06/07/2019	CLARKSON PAM	R	103.24	ACCOUNTS PAYABLE VOUCHER
* V12071	06/07/2019	TIMOTHY E CROWE	R	599.00	ACCOUNTS PAYABLE VOUCHER
* V12072	06/07/2019	SUSAN C GEIS	R	27.84	ACCOUNTS PAYABLE VOUCHER
* V12073	06/07/2019	JULIE L GIBSON	R	273.83	ACCOUNTS PAYABLE VOUCHER
* V12074	06/07/2019	REBEKAH ANN HITT-PITEO	R	48.37	ACCOUNTS PAYABLE VOUCHER
* V12075	06/07/2019	CRAIG A LINDSEY	R	675.00	ACCOUNTS PAYABLE VOUCHER
* V12076	06/07/2019	CHRISTINA RAE MILLER	R	81.20	ACCOUNTS PAYABLE VOUCHER
* V12077	06/07/2019	MVECA	R	2676.60	ACCOUNTS PAYABLE VOUCHER
* V12078	06/07/2019	NORTHWESTERN LOCAL SCHOOLS	R	1392.90	ACCOUNTS PAYABLE VOUCHER
* V12079	06/07/2019	PERKS VICKI	R	253.97	ACCOUNTS PAYABLE VOUCHER
* V12080	06/07/2019	JESSE DANIEL STEINER	R	628.65	ACCOUNTS PAYABLE VOUCHER
* V12081	06/07/2019	LORI ANN SWAFFORD	R	113.56	ACCOUNTS PAYABLE VOUCHER
* V12082	06/13/2019	CLARK COUNTY ESC	R	6225.05	ACCOUNTS PAYABLE VOUCHER
* V12083	06/13/2019	MVECA	R	8376.94	ACCOUNTS PAYABLE VOUCHER
* V12084	06/13/2019	NORTHWESTERN LOCAL SCHOOLS	R	62.91	ACCOUNTS PAYABLE VOUCHER
* V12085	06/13/2019	RUMPKE	R	1666.94	ACCOUNTS PAYABLE VOUCHER
* V12086	06/20/2019	AMERICAN FIDELITY INSURANCES	R	10002.56	ACCOUNTS PAYABLE VOUCHER
* V12087	06/20/2019	AMERICAN FIDELITY SPENDING PLAN	R	1379.09	ACCOUNTS PAYABLE VOUCHER

SUNGARD K-12
DATE: 07/01/2019
TIME: 13:31:27

NORTHWESTERN LOCAL SD
CHECK REGISTER INCLUDING SYSTEM VOIDS

PAGE NUMBER: 4
ACCTPA21
ACCOUNTING PERIOD: 12/19

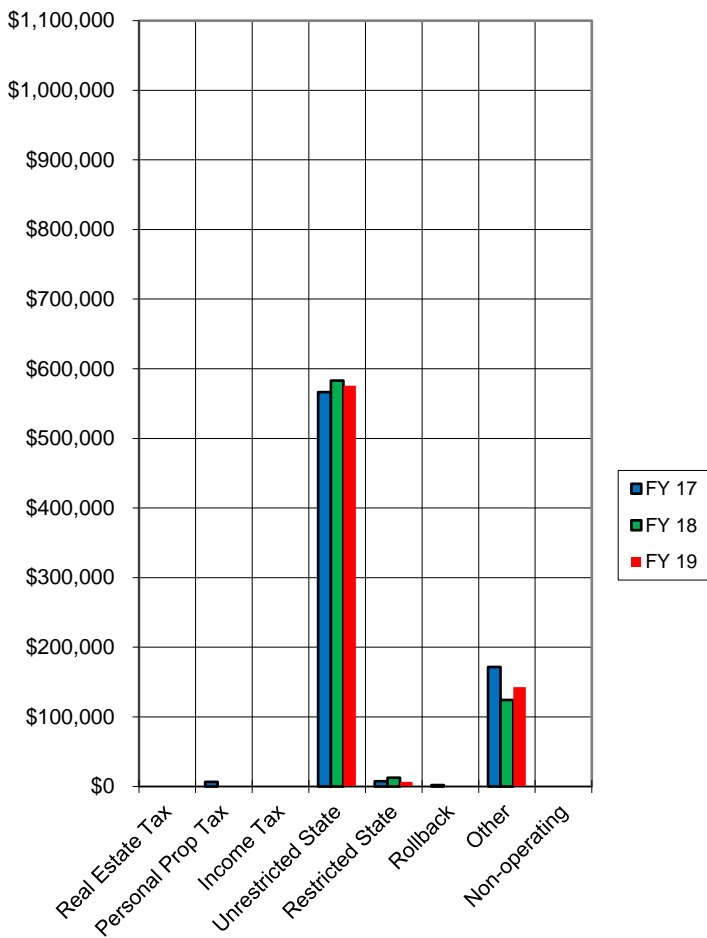
SELECTION CRITERIA: chkstat.rundate between '20190601 00:00:00.000' and '20190701 00:00:00.000'

* V12088	06/20/2019	CHILD SUPPORT	R	266.37	ACCOUNTS PAYABLE VOUCHER
* V12089	06/20/2019	CITY TAXES	R	5038.03	ACCOUNTS PAYABLE VOUCHER
* V12090	06/20/2019	COMMITTEE FOR NORTHWESTERN	R	80.00	ACCOUNTS PAYABLE VOUCHER
* V12091	06/20/2019	DENTAL INSURANCE ESCROW	R	11992.42	ACCOUNTS PAYABLE VOUCHER
* V12092	06/20/2019	FEDERAL MEDICARE FICA WITHHOLDING	R	45969.09	ACCOUNTS PAYABLE VOUCHER
* V12093	06/20/2019	LIFE INSURANCE ESCROW	R	789.40	ACCOUNTS PAYABLE VOUCHER
* V12094	06/20/2019	MEDICAL INSURANCE ESCROW - HDHP	R	28957.12	ACCOUNTS PAYABLE VOUCHER
* V12095	06/20/2019	MEDICAL INSURANCE ESCROW - PPO	R	125869.16	ACCOUNTS PAYABLE VOUCHER
* V12096	06/20/2019	NASE	R	1427.92	ACCOUNTS PAYABLE VOUCHER
* V12097	06/20/2019	NORTHWESTERN LOCAL SCHOOLS	R	5.00	ACCOUNTS PAYABLE VOUCHER
* V12098	06/20/2019	NTA	R	4628.41	ACCOUNTS PAYABLE VOUCHER
* V12099	06/20/2019	OEA-FCPE	R	138.00	ACCOUNTS PAYABLE VOUCHER
* V12100	06/20/2019	OHIO DEFERRED COMPENSATION	R	100.00	ACCOUNTS PAYABLE VOUCHER
* V12101	06/20/2019	SCHOOL DISTRICT TAXES	R	4211.84	ACCOUNTS PAYABLE VOUCHER
* V12102	06/20/2019	SERS	R	9859.63	ACCOUNTS PAYABLE VOUCHER
* V12103	06/20/2019	SERS BOARD SHARE ESCROW	R	14737.34	ACCOUNTS PAYABLE VOUCHER
* V12104	06/20/2019	STATE TAX WITHHOLDING	R	10002.94	ACCOUNTS PAYABLE VOUCHER
* V12105	06/20/2019	STRS	R	47333.19	ACCOUNTS PAYABLE VOUCHER
* V12106	06/20/2019	STRS BOARD SHARE ESCROW	R	47333.19	ACCOUNTS PAYABLE VOUCHER
* V12107	06/20/2019	UNITED WAY	R	50.00	ACCOUNTS PAYABLE VOUCHER
* V12108	06/20/2019	VISION INSURANCE ESCROW	R	3160.68	ACCOUNTS PAYABLE VOUCHER
* V12109	06/20/2019	VOYA COMMON REMITTER	R	11491.00	ACCOUNTS PAYABLE VOUCHER
* V12110	06/20/2019	WORKERS COMP ESCROW	R	1781.83	ACCOUNTS PAYABLE VOUCHER
* V12111	06/17/2019	AMERICAN EXPRESS	V	0.00	VOID: MULTI STUB VOUCHER
* V12112	06/03/2019	AMERICAN EXPRESS	R	14126.60	ACCOUNTS PAYABLE VOUCHER
* V12113	06/21/2019	AMERICAN FIDELITY ADMIN SERVIC	R	111.75	ACCOUNTS PAYABLE VOUCHER
* V12114	06/21/2019	CLARK COUNTY ESC	R	75659.16	ACCOUNTS PAYABLE VOUCHER
* V12115	06/21/2019	MADISON-CHAMPAIGN ESC	R	145.00	ACCOUNTS PAYABLE VOUCHER
* V12116	06/21/2019	NORTHWESTERN LOCAL SCHOOLS	R	129.84	ACCOUNTS PAYABLE VOUCHER
* V12117	06/21/2019	JESSICA L SANGER	R	23.78	ACCOUNTS PAYABLE VOUCHER
* V12118	06/21/2019	SOUTHWESTERN OHIO EPC	R	156156.73	ACCOUNTS PAYABLE VOUCHER
* V12119	06/27/2019	BEALS BRAD	R	34.71	ACCOUNTS PAYABLE VOUCHER
* V12120	06/27/2019	MADISON-CHAMPAIGN ESC	R	91288.94	ACCOUNTS PAYABLE VOUCHER
* V12121	06/27/2019	STRS	R	671.72	ACCOUNTS PAYABLE VOUCHER
* V12122	06/27/2019	ARLENE K WELLS	R	898.00	ACCOUNTS PAYABLE VOUCHER
TOTAL FUND				1189660.09	
TOTAL REPORT				1189660.09	

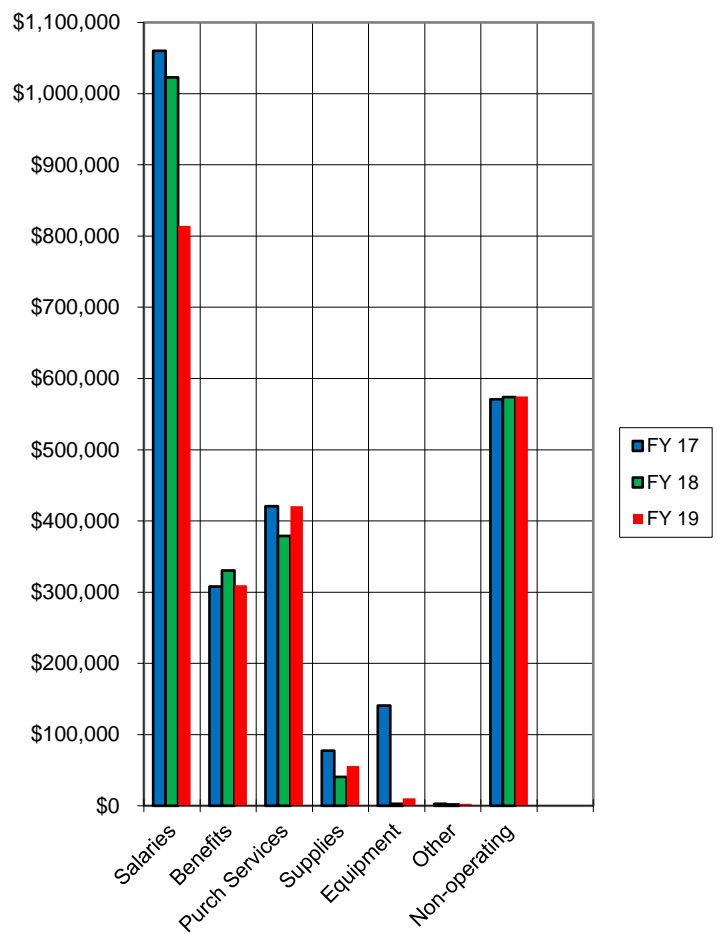
NORTHWESTERN LOCAL SCHOOLS

REVENUE	JUNE FY 17	JUNE FY 18	JUNE FY 19	EXPENDITURES	JUNE FY 17	JUNE FY 18	JUNE FY 19
Real Estate Tax	\$0	\$0	\$0	Salaries	\$1,060,139	\$1,023,014	\$814,143
Personal Prop Tax	\$6,417	\$0	\$0	Benefits	\$307,736	\$330,165	\$309,719
Income Tax	\$0	\$0	\$0	Purch Services	\$420,540	\$378,768	\$420,573
Unrestricted State	\$566,259	\$582,792	\$575,684	Supplies	\$77,506	\$40,639	\$55,990
Restricted State	\$7,361	\$12,601	\$6,832	Equipment	\$140,859	\$2,549	\$10,518
Rollback	\$2,191	\$0	\$0	Other	\$2,866	\$2,030	\$2,829
Other	\$171,440	\$124,390	\$142,808	Non-operating	\$570,771	\$573,844	\$574,711
Non-operating	\$0	\$0	\$0				
Total	\$753,668	\$719,782	\$725,324	Total	\$2,580,418	\$2,351,009	\$2,188,483

Monthly Revenue



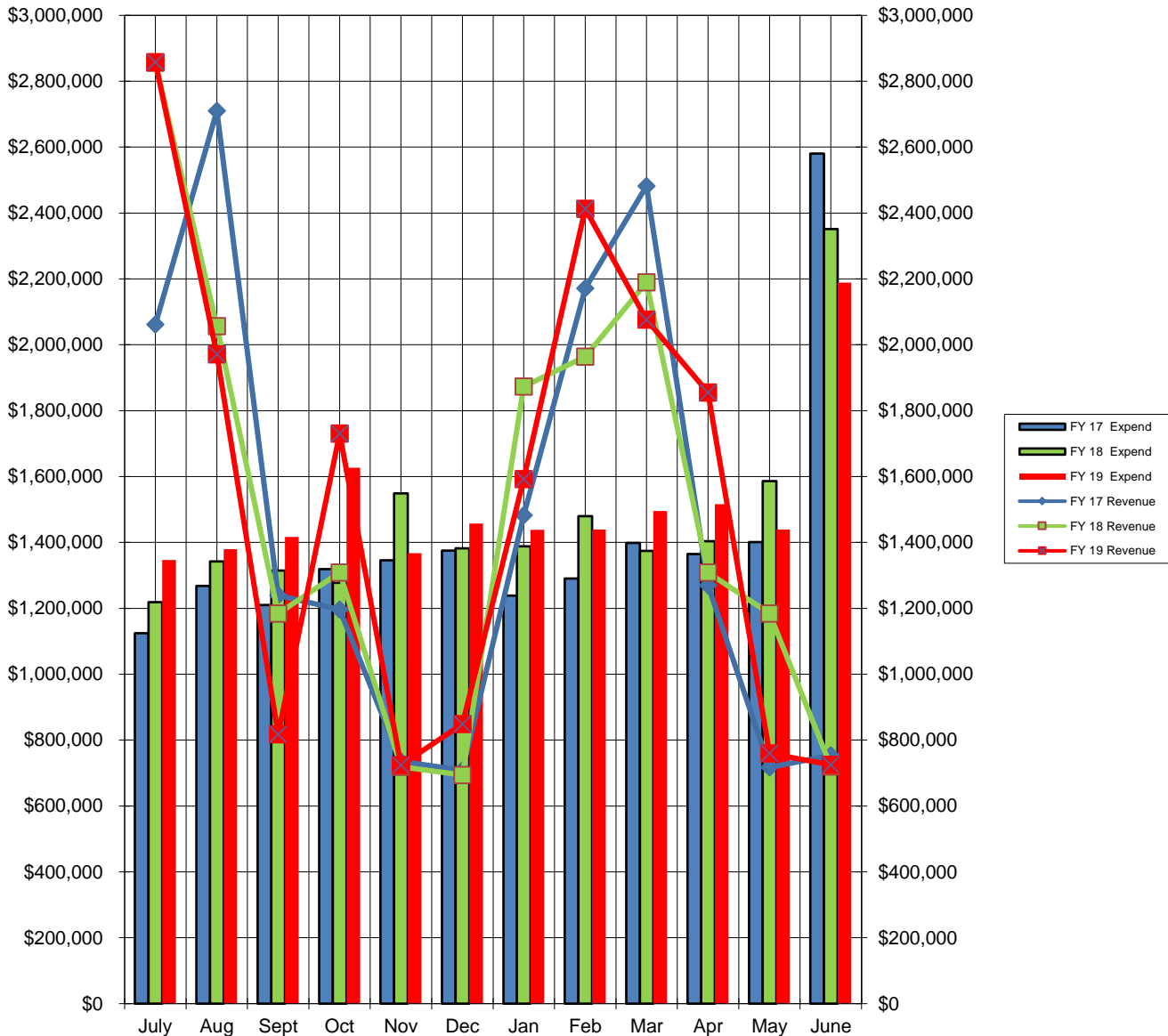
Monthly Expenditures



NORTHWESTERN LOCAL SCHOOLS - GENERAL FUND

	FY 17			FY 18			FY 19		
	Expend	Revenue	Revenue	Expend	Revenue	Revenue	Expend	Revenue	Revenue
July	\$1,124,918	\$2,062,113	\$2,856,154	\$1,218,575	\$2,062,113	\$2,858,119	\$1,346,453	\$2,062,113	\$2,858,119
Aug	\$1,268,405	\$2,709,932	\$2,056,742	\$1,342,753	\$2,709,932	\$1,970,992	\$1,379,325	\$2,709,932	\$1,970,992
Sept	\$1,210,535	\$1,239,649	\$1,184,361	\$1,315,066	\$1,239,649	\$817,828	\$1,416,580	\$1,239,649	\$817,828
Oct	\$1,319,434	\$1,196,416	\$1,308,367	\$1,277,477	\$1,196,416	\$1,730,765	\$1,627,258	\$1,196,416	\$1,730,765
Nov	\$1,345,781	\$735,132	\$719,150	\$1,549,404	\$735,132	\$724,039	\$1,367,869	\$735,132	\$724,039
Dec	\$1,375,655	\$708,319	\$694,109	\$1,382,475	\$708,319	\$849,121	\$1,457,495	\$708,319	\$849,121
Jan	\$1,238,325	\$1,482,759	\$1,873,068	\$1,387,889	\$1,482,759	\$1,592,616	\$1,438,719	\$1,482,759	\$1,592,616
Feb	\$1,290,932	\$2,171,094	\$1,963,733	\$1,480,051	\$2,171,094	\$2,412,798	\$1,438,961	\$2,171,094	\$2,412,798
Mar	\$1,398,410	\$2,481,577	\$2,189,379	\$1,374,272	\$2,481,577	\$2,076,797	\$1,495,229	\$2,481,577	\$2,076,797
Apr	\$1,364,680	\$1,269,813	\$1,308,803	\$1,403,699	\$1,269,813	\$1,855,392	\$1,516,200	\$1,269,813	\$1,855,392
May	\$1,401,146	\$717,327	\$1,184,536	\$1,586,236	\$717,327	\$759,919	\$1,439,330	\$717,327	\$759,919
June	\$2,580,418	\$753,668	\$719,782	\$2,351,009	\$753,668	\$725,324	\$2,188,483	\$753,668	\$725,324

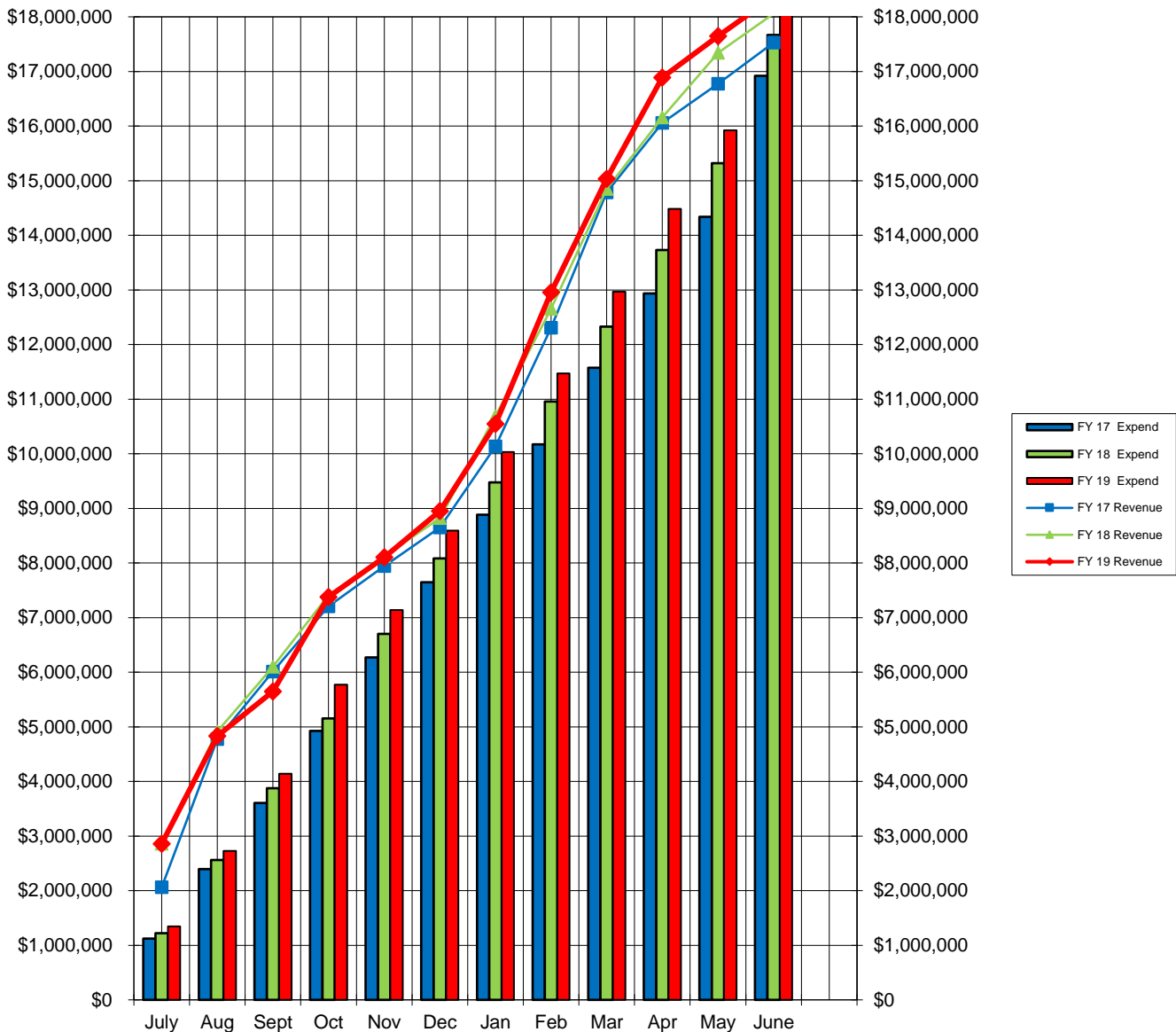
Monthly Revenue/Expenditure Comparisons



NORTHWESTERN LOCAL SCHOOLS - GENERAL FUND

	FYTD 17	FYTD 18	FYTD 19		FYTD 17	FYTD 18	FYTD 19
	Expend	Expend	Expend		Revenue	Revenue	Revenue
July	\$1,124,918	\$1,218,575	\$1,346,453	July	\$2,062,113	\$2,856,154	\$2,858,119
Aug	\$2,393,323	\$2,561,327	\$2,725,778	Aug	\$4,772,045	\$4,912,895	\$4,829,111
Sept	\$3,603,858	\$3,876,394	\$4,142,358	Sept	\$6,011,694	\$6,097,256	\$5,646,939
Oct	\$4,923,292	\$5,153,871	\$5,769,616	Oct	\$7,208,110	\$7,405,623	\$7,377,704
Nov	\$6,269,073	\$6,703,275	\$7,137,485	Nov	\$7,943,242	\$8,124,774	\$8,101,743
Dec	\$7,644,728	\$8,085,749	\$8,594,980	Dec	\$8,651,561	\$8,818,882	\$8,950,864
Jan	\$8,883,053	\$9,473,638	\$10,033,699	Jan	\$10,134,320	\$10,691,950	\$10,543,481
Feb	\$10,173,986	\$10,953,689	\$11,472,660	Feb	\$12,305,414	\$12,655,683	\$12,956,279
Mar	\$11,572,396	\$12,327,961	\$12,967,889	Mar	\$14,786,992	\$14,845,061	\$15,033,076
Apr	\$12,937,076	\$13,731,660	\$14,484,089	Apr	\$16,056,805	\$16,153,864	\$16,888,467
May	\$14,338,222	\$15,317,895	\$15,923,419	May	\$16,774,131	\$17,338,401	\$17,648,386
June	\$16,918,640	\$17,668,904	\$18,111,902	June	\$17,527,800	\$18,058,183	\$18,373,710

Year to Date Revenue/Expenditure Comparisons



NORTHWESTERN LOCAL SCHOOLS - GENERAL FUND

	FY 17	FY 18	FY 19	FY 17	FY 18	FY 19	
	Cash	Cash	Cash	Unencumbered	Unencumbered	Unencumbered	
July	\$7,109,699	\$8,419,243	\$8,682,609	July	\$6,315,144	\$7,529,357	\$6,689,006
Aug	\$8,551,226	\$9,133,232	\$9,274,276	Aug	\$7,788,113	\$8,291,239	\$7,265,196
Sept	\$8,580,340	\$9,002,526	\$8,675,524	Sept	\$7,041,370	\$7,154,862	\$6,833,535
Oct	\$8,457,322	\$9,033,416	\$8,779,031	Oct	\$7,079,286	\$7,209,786	\$6,929,706
Nov	\$7,846,673	\$8,203,163	\$8,135,201	Nov	\$6,585,732	\$6,587,339	\$6,438,119
Dec	\$7,179,337	\$7,514,796	\$7,526,827	Dec	\$6,177,889	\$6,044,724	\$6,060,053
Jan	\$7,423,771	\$7,999,976	\$7,680,724	Jan	\$6,318,851	\$6,584,828	\$6,394,249
Feb	\$8,303,933	\$8,483,658	\$8,654,562	Feb	\$7,376,046	\$7,343,150	\$7,576,166
Mar	\$9,387,100	\$9,298,764	\$9,236,129	Mar	\$8,574,434	\$8,229,228	\$8,286,312
Apr	\$9,292,233	\$9,203,868	\$9,575,321	Apr	\$8,582,710	\$8,328,525	\$8,843,978
May	\$8,608,413	\$8,802,169	\$8,895,910	May	\$7,970,364	\$8,263,847	\$8,373,563
June	\$6,781,664	\$7,170,942	\$7,432,751	June	\$6,744,776	\$7,140,670	\$7,395,109

Month Ending Cash Balance Comparisons

