

CENTRAL HIGH SCHOOL



2018-19 CHS School Improvement Plan

103 School Road

West Helena, AR 72390

(870) 572-6744

Administrative Team

- ▶ Mr. Earnest Simpson III
- ▶ Ms. Cortney Jackson, Ed.S.

Mission

The mission of Central High School is to produce graduates who are fully prepared for life after school as productive, responsible and caring citizens.

Vision

- ▶ **Our Students** are lifelong learners who are fully prepared to enter college, join the military, or start a vocation. Through school and community experiences, they have developed the knowledge, critical thinking skills, and character necessary to be globally competitive and successful in a technologically advanced world. Our students embrace diversity, act responsibly, and contribute to our community. Our students are engaged, empowered and excited about their educational experiences.

Vision

- ▶ **Our Educators** are excited about showing up every day and believe that all students can meet or exceed rigorous academic standards. Teachers, staff, and administrators together form a rich professional learning community where all are supported to hone our professional craft and improve our effectiveness. We work collaboratively to continuously evolve instructional and operational practices that enable us to inspire students to become lifelong learners with the knowledge and skills to achieve academic success and prepare for life in a global, ever-changing world.

Vision

- ▶ **Our schools** are a comprehensive system of support that engage the whole child in a nurturing, safe, and professional environment that fosters a community of excellence. Our educational experience in and outside the classroom offers rigorous and culturally-relevant curriculum that facilitates educational success and social, emotional and physical development of all students.

Vision

- ▶ **Our Families and Community** are stakeholders in the success of our students and schools. Families are active, engaged and welcomed partners in their child's education. Our diverse community is passionate about equitable educational outcomes for all students. Our civic and community organizations partner with us to promote family engagement and the well-being and success of our students.

School Profile

General Information

Grades Served	7-12
Students	633

School Demographics

General Information

Black or African American	95.5%
Hispanic or Latino	.3%
White	3.7%
Other	.5%

School Demographics

(cont.)

General Information

English Learner Students	0
Economically Disadvantaged Students	95%
Students with Disabilities	12.7%
Per Pupil Expenditure	\$12,566

Attendance & Promotion

General Information

Attendance Rate	89%
Graduation Rate	86%

Financial Allocation

General Information

Pupil Per Expenditure	\$12,566
Local Funding <small>AR Legislative Audit</small>	\$4,311,754
State Funding <small>AR Legislative Audit</small>	\$11,574,901
Federal Funding <small>AR Legislative Audit</small>	\$3,906,834

Suspensions and Expulsions


General Information	
All Students	44 suspensions 0 expulsions
Male	24 suspensions 0 expulsions
Female	20 suspensions 0 expulsions


2018 English & Reading ACT Aspire


Grade/Subject	Number of Students Ready/Exceeding	Percent of Students Ready/Exceeding
7th English	48	55.17%
8th English	62	62.00%
9th English	51	60.00%
10th English	34	41.98%
Total	147	55.26%
7th Reading	16	17.98%
8th Reading	13	13.00%
9th Reading	21	24.71%
10th Reading	18	22.78%
Total	52	19.70%


2018 Science & Math ACT Aspire

Grade/Subject	Number of Students Ready/Exceeding	Percent of Students Ready/Exceeding
7th Science	9	10.23%
8th Science	21	21.00%
9th Science	17	20.00%
10th Science	11	13.92%
Total	49	18.56%
7th Math	12	13.48%
8th Math	16	16.00%
9th Math	19	22.35%
10th Math	6	7.50%
Total	41	15.47%









Goals

- **Increase math, literacy and science scores by 10% for all grade levels**
 - Professional Development
 - Vertical Teaming
 - After School Remediation and Summer School
 - Grade Level & Subject Area Leadership Team Meetings (during Department meetings and PLCs)
- **Increase STAR and ACT Aspire Reading Scores by 10% for all grade levels**
 - The Science of Reading Professional Development for all teachers
 - Focused AfterSchool and Summer School Remediation
 - Technology Development and Implementation
 - Learning Labs (Classworks, Accelerated Reader, Read 180)
- **Increase SchoolWide Parental Involvement by 5%.**
 - Monthly PTO Meetings
 - Develop A Parent Community Resource Room (Completion by 2019)

Goal 1:

Action Steps	Time-line	Person Responsible	Resources Needed	Cost	Evaluation Strategy	Performance Results/Outcomes
Teachers will collect, disaggregate, and evaluate data to identify students in need of intervention in Reading/Language Arts, Math and Science.	August 6-May 30	Administrators, Instructional Facilitators, and Teachers	Formative Assessment Data Interim Assessment Scores ACT Aspire results.	TBD	Data Notebooks	Increased student motivation and increased student achievement in ELA, Science and Math on Teacher made test, Interim Assessments, and ACT Aspire.
Create and train expert teams at the school and district level to transform teaching, build capacity, and support schools in their implementation of AR State Standards.	August 6-May 30	Administrators, Instructional Facilitators, and Teachers	ADE GREC MTG Consultants Data Teams books	TBD	Grade Level and PLC Meetings, Informal Walkthroughs, Feedback and Evaluation Forms, Book Studies	Increased teacher proficiency in curriculum, instruction, assessment, AR Standards and strategies, and organizational processes.
The school will implement a vertical Reading/Language Arts/Math/Science planning team to align instruction to the AR Standards.	June 1-May 30	Administrators, Instructional Facilitators, and Teachers	Curriculum Guides AR State Standards Vertical Teaming Document	TBD	Grade Level and PLC Meetings, Feedback and Evaluation Forms	Increased teacher proficiency in curriculum, instruction, assessment, and organizational processes.
The school will provide professional development to enhance 'good first teaching' practices, which will align with AR Standards.	August 6-May 30	Administrators	GREC MTG Consultants Harry Wong- <u>The First Days of School</u>	TBD	Teacher observations Evaluations Informal Classroom Walkthroughs	Increased student achievement through good first teaching

Goal 1 (cont.)

Action Steps	Time-line	Person Responsible	Resources Needed	Cost	Evaluation Strategy	Performance Results/Outcomes
Train principals to be trainers and instructional leaders for the AR State Standards.	Summer 2018 (with ongoing training)	Administrators District Office Personnel	GREC and other professional development sites	TBD	District Walk-Throughs Certification of Completion	Increased teacher leader proficiency in curriculum, instruction, assessment, common core standards and strategies, and organizational processes.
Provide professional development for creating instructional units/lessons from the AR Standards in subjects where needed.	August 2018-May 2019	Administrators Curriculum Coordinator Instructional Facilitators	Professional Development activities Training notebooks Templates for writing units	TBD	Unit/Lesson Plan Notebook Test Completed documents	Increased teacher proficiency in curriculum, instruction, assessment, and organizational processes. Quality Unit Plans that can be continuously utilized.

Goal 2:

Action Steps	Timeline	Person Responsible	Resources Needed	Cost	Evaluation Strategy	Performance Results/Outcomes
Students will utilize and participate in Learning Labs.	August 2018 - May 2019	Counselors, Teachers	Test scores Data collected from lab reports	0	Learning Lab Logs and lab reports	Increased scores in Reading. Increased Interim Assessment Scores.
Teachers will provide intervention and additional support in after school and summer school remediation/acceleration.	August 2018 - June 2018	Teachers and Administrators	Intervention Logs, Progress reports from the after school and summer school programs	0	Score reports and surveys	Increased scores in Reading. Increased Interim Assessment Scores
Technology	August 2018- May 2019	Principal Assistant Principal	Funds for Software programs, Access to Computer Labs; Chromebooks, and Media Center	TBD	Project Based Learning Lesson Plans with Technology Integration	Increased scores in Reading. Increased Interim Assessment Scores.
Teachers will receive professional development on disciplinary literacy (non-literacy teachers)	September 2018 - May 2019	Administrators	E2E	TBD	CWT, assessment, and observations	Increased scores in Reading. Increased Interim Assessment Scores.

Goal 2(cont'd)

Action Steps	Timeline	Person Responsible	Resources Needed	Cost	Evaluation Strategy	Performance Results/Outcomes
The librarian, Literacy Facilitator, and Literacy teachers will continue the implementation of the STAR Reading Rewards Program to acknowledge increases in student performance on AR quizzes and STAR assessments.	August 2018– May 2019	Librarian, Instructional Facilitator, Teachers	Incentives	TBD	ACT Aspire DATA AR Scores STAR test scores	Increased scores in reading on the ACT Aspire Test. Increased Interim Assessment Scores in reading Increased reading levels as seen on STAR tests
The Literacy Department will gather, analyze and evaluate data to improve scores in Reading.	August 2018– May 2019	Teachers and Literacy Instructional Facilitator	Reading Data from ACT Aspire, Interim Test	0	Data Notebooks	Increased scores in Reading. Increased Interim Assessment Scores.
Science of Reading professional development	June 2018– May 2019	Administrators	AR Ideas	0	Certificates of completion	Increased knowledge of how to teach reading

Goal 3:

Action Steps	Timeline	Person Responsible	Resources Needed	Cost	Evaluation Strategy	Performance Results/Outcomes
Teachers and administrators conduct monthly PTO meetings for parents, students and all community members.	August 2018-May 2019 (Ongoing)	Principal Assistant Principal Parent Facilitators Teachers	Teacher created parent training manual refreshments	TBD	Materials and supplies TBD	Increased parental involvement Increased student and parent engagement. Increased student growth and achievement

Summary

The 2017 State Report Card data indicates some positive areas of growth in the 7th and 8th grades.

The data also suggests that students are experiencing a significant deficit of achievement in math and reading.

In Reading, 36% are Ready/Exceeding, which leaves 64% of the student population performing below grade level.

Ten percent of all students in Math scored Ready/Exceeding. which leaves 90% of the student population performing below grade level.

Using the data provided, three areas of improvement have been identified. The goals for improvement are to increase test scores in all areas with a special focus on reading and math and to increase parental involvement. The data will be continuously monitored, reviewed and evaluated in order to accurately monitor and adjust.