

# MONTHLY FINANCIAL REPORTS



Northwestern Local  
School District

March 2019

# Monthly Financial Report

## Table of Contents

Cash Reconciliation	.....	1
Investment Report	.....	2
Cash Position Statement	.....	8
Monthly Check Register	.....	17
Monthly Revenue/Expend Summary	.....	21
Monthly Revenue/Expenditures	.....	22
Year to Date Revenue/Expenditures	.....	23
Month End Cash Balances	.....	24

**NORTHWESTERN LOCAL SCHOOL DISTRICT**  
**Cash Reconciliation Report**  
**March 31, 2019**

**Bank Accounts**

STAR Ohio	\$	159,819.26	
Scholarship Account		5,613.15	
Security - Checking		30,000.00	
Security - ICS Sweep		201,838.12	
Security ICS Account		4,062,604.37	
Security - Insurance		75,492.18	
Red Tree Investments		6,753,849.94	
Bond Interest		943,296.97	
Security ICS - Construction		641,293.77	
Total Bank Balances			\$ 12,873,807.76
 Adjustments			
Outstanding payroll ded city tax (Urbana)		(201.87)	
Outstanding P/R ded city taxes		(133.72)	
Outstanding Operating Checks		(32,004.06)	
Net Adjustments			(32,339.65)
 <b>TOTAL ADJUSTED BANK BALANCES</b>			
			<u>\$ 12,841,468.11</u>
 <b>FUND BALANCE</b>			
			<u>\$ 12,841,468.11</u>
 <b>Interest Earned</b>			
STAR Ohio	\$	345.09	
Scholarship Account		12.12	
Security - ICS Sweep		468.12	
Security - ICS MMA		7,181.33	
Security - Insurance		152.24	
Red Tree Investments		6,136.87	
Bond Interest Account		1,902.31	
Security ICS - Construction		1,293.27	
<b>TOTAL INTEREST</b>			<u>\$ 17,491.35</u>

**Monthly Investment Summary**  
**Northwestern Local Schools**  
**US Bank Custodian Acct Ending x70779**  
 March 31, 2019

Monthly Cash Flow Activity		Market Value Summary				
<b>From 02-28-19 through 03-31-19</b>		<u>Security Type</u>	<u>Market Value</u>	<u>Pct. Assets</u>	<u>Avg Yield at Cost</u>	<u>Wght Avg Mat</u>
Beginning Book Value	6,748,555.08	<b>Money Market Fund</b>				
Contributions	0.00	MONEY MARKET FUND	4,706.66	0.1	2.33	0.00
Withdrawals	0.00	<b>Fixed Income</b>				
Prior Month Management Fees	-842.01	U.S. GOVERNMENT AGENCY NOTES	2,557,619.16	37.9	1.44	1.39
Realized Gains/Losses	131.84	U.S. TREASURY NOTES	163,988.05	2.4	2.53	0.41
Gross Interest Earnings	6,005.03	Accrued Interest	7,979.56	0.1		
Ending Book Value	6,753,849.94	<b>Commercial Paper</b>				
		COMMERCIAL PAPER	2,292,311.00	33.9	2.75	0.29
		<b>Certificate of Deposit</b>				
		CERTIFICATES OF DEPOSIT	1,725,783.44	25.5	2.56	2.00
		Accrued Interest	4,524.89	0.1		
		<b>TOTAL PORTFOLIO</b>	<b>6,756,912.77</b>	<b>100.0</b>	<b>2.20</b>	<b>1.15</b>
Maturity Distribution		Security Type Allocation				

**Disclosures:**

RedTree's internal accounting system is used as the source of the market value of this account. Although obtained from a source believed to be reliable, we cannot guarantee its accuracy. You should review all account statements provided by the custodian and compare with the statements provided by RedTree.

**Portfolio Holdings Report**  
**Northwestern Local Schools**  
**US Bank Custodian Acct Ending x70779**  
 March 31, 2019

Quantity	Cusip	Security Description	Moody's	S&P	Cost Basis	Market Value	Yield at Cost	Wtd Maturity	Purchase Date
<b>U.S. GOVERNMENT AGENCY NOTES</b>									
615,000	3133EGBK0	Federal Farm Credit Bank 1.300% Due 11-25-19	Aaa	AA+	615,000.00	610,820.46	1.30	0.64	06-15-16
275,000	3136G3J71	Federal Natl Mtg Assoc 1.420% Due 07-27-20	Aaa	AA+	275,000.00	270,999.02	1.42	1.30	07-27-16
400,000	3136G35C5	Federal Natl Mtg Assoc 1.400% Due 08-28-20	Aaa	AA+	400,000.00	394,101.20	1.40	1.38	08-30-16
405,000	3136G4AL7	Federal Natl Mtg Assoc 1.500% Due 09-30-20	Aaa	AA+	405,000.00	399,953.70	1.50	1.47	09-30-16
495,000	3135G0Q97	Federal Natl Mtg Assoc 1.500% Due 10-28-20	Aaa	AA+	495,000.00	488,121.97	1.50	1.54	10-28-16
400,000	3136G34Y8	Federal Natl Mtg Assoc 1.600% Due 08-24-21	Aaa	AA+	400,000.00	393,622.80	1.60	2.33	08-30-16
	Accrued Interest					7,836.08			
					2,590,000.00	2,565,455.24	1.44	1.39	
<b>U.S. TREASURY NOTES</b>									
165,000	912828TN0	US Treasury Note 1.000% Due 08-31-19	Aaa	AA+	163,704.50	163,988.05	2.53	0.41	02-21-19
	Accrued Interest					143.48			
					163,704.50	164,131.53	2.53	0.41	
<b>CERTIFICATES OF DEPOSIT</b>									
245,000	02587DA73	American Express Nat'l Bank, UT (formerly AmEx Centurion Bank) 2.050% Due 07-22-19			245,000.00	244,616.33	2.05	0.31	07-28-15
245,000	05580ACK8	BMW Bank of North America, UT 2.000% Due 07-24-19			244,142.50	244,609.47	2.09	0.31	07-27-15
247,000	14042RAL5	Capital One, NA, Mclean, VA 2.000% Due 09-30-19			247,000.00	246,542.80	2.00	0.50	09-30-15
246,000	02007GHF3	Ally Bank, UT 2.900% Due 01-31-22			245,569.50	247,311.92	2.96	2.69	01-31-19
246,000	17312Q2P3	Citibank NA, SD 2.900% Due 02-07-22			245,754.00	247,282.15	2.94	2.71	02-07-19
246,000	61690UFC9	Morgan Stanley Bank, UT 2.800% Due 03-14-22			245,680.20	246,432.22	2.85	2.82	03-14-19
249,000	949763YW0	Wells Fargo Bank, SD 2.950% Due 03-27-24			248,502.00	248,988.55	3.01	4.58	03-27-19
	Accrued Interest					4,524.89			
					1,721,648.20	1,730,308.33	2.56	2.00	
<b>COMMERCIAL PAPER</b>									
300,000	09659CRV2	BNP Paribas 0.000% Due 04-29-19	P-1	A-1	295,882.25	299,409.00	2.77	0.08	10-30-18
330,000	4497W1SA5	ING US CP 0.000% Due 05-10-19	P-1	A-1	324,898.75	329,082.60	2.69	0.11	10-12-18
335,000	89233HSD7	Toyota Motor Credit 0.000% Due 05-13-19	P-1	A-1+	330,100.63	333,995.00	2.74	0.12	10-30-18
250,000	62479MSV6	MUFG Bank 0.000% Due 05-29-19	P-1	A-1	246,412.50	248,965.00	2.91	0.16	11-30-18
105,000	46640QTC5	JP Morgan 0.000% Due 06-12-19	P-1	A-1	103,220.02	104,458.20	2.97	0.20	11-15-18
230,000	46640QVP3	JP Morgan 0.000% Due 08-23-19	P-1	A-1	226,609.80	227,617.20	2.72	0.40	02-06-19
300,000	78009BVP4	Royal Bank of Canada (RBC) 0.000% Due 08-23-19	P-1	A-1+	295,394.25	296,892.00	2.71	0.40	01-28-19
220,000	17327BYL3	Citigroup 0.000% Due 11-20-19	P-1	A-1	216,078.38	216,312.80	2.68	0.64	03-21-19

**Disclosures:**

RedTree's internal accounting system is used as the source of the market value of this account. Although obtained from a source believed to be reliable, we cannot guarantee its accuracy. You should review all account statements provided by the custodian and compare with the statements provided by RedTree.

Questions? Call 888.596.2293 or email [info@redtreeinv.com](mailto:info@redtreeinv.com)

**Portfolio Holdings Report**  
**Northwestern Local Schools**  
**US Bank Custodian Acct Ending x70779**  
 March 31, 2019

Quantity	Cusip	Security Description	Moody's	S&P	Cost Basis	Market Value	Yield at Cost	Wtd Maturity	Purchase Date
240,000	63873KZD2	Natixis NY 0.000% Due 12-13-19	P-1	A-1	235,194.00	235,579.20	2.72	0.70	03-18-19
					2,273,790.58	2,292,311.00	2.75	0.29	
<b>MONEY MARKET FUND</b>									
	USBMMF	First American Treasury Obligations Fund			4,706.66	4,706.66	2.33		
<b>TOTAL PORTFOLIO</b>					6,753,849.94	6,756,912.77	2.20	1.15	

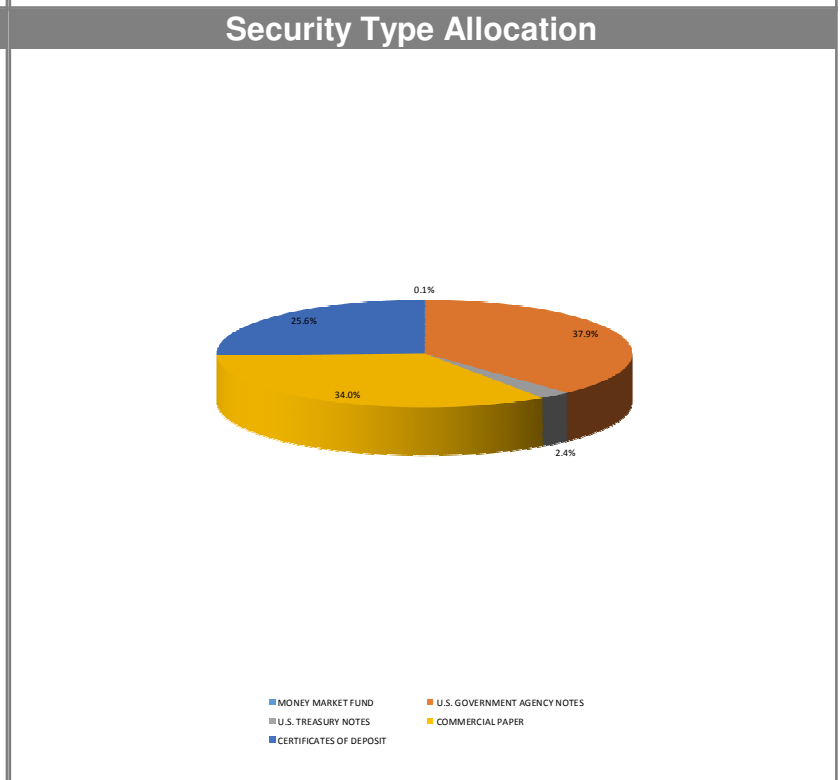
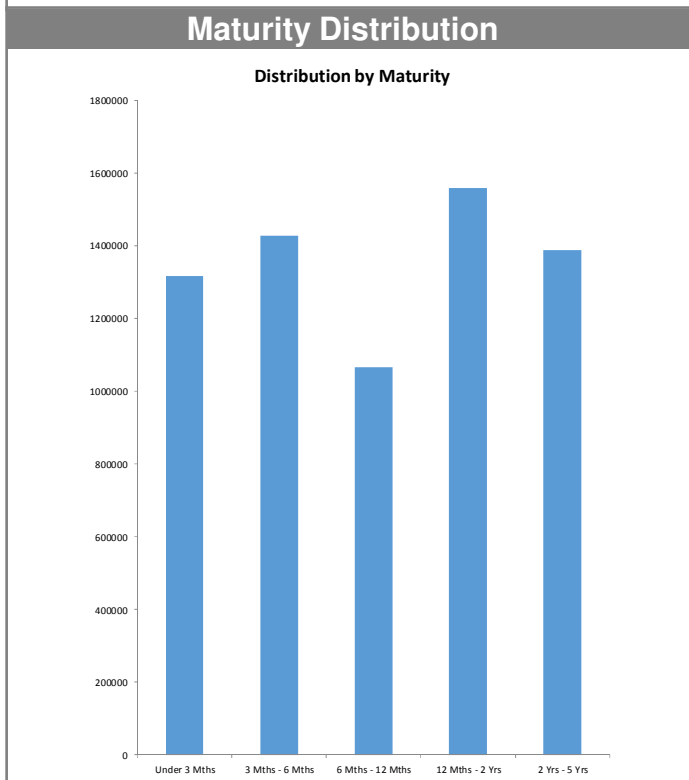
**Disclosures:**

RedTree's internal accounting system is used as the source of the market value of this account. Although obtained from a source believed to be reliable, we cannot guarantee its accuracy. You should review all account statements provided by the custodian and compare with the statements provided by RedTree.

Questions? Call 888.596.2293 or email [info@redtreeinv.com](mailto:info@redtreeinv.com)

**Monthly Investment Summary**  
**Northwestern Local Schools**  
**US Bank Custodian Acct Ending x70779**  
 March 31, 2019

Monthly Cash Flow Activity		Market Value Summary				
<b>From 02-28-19 through 03-31-19</b>		<b>Security Type</b>	<b>Market Value</b>	<b>Pct. Assets</b>	<b>Avg Yield at Cost</b>	<b>Wght Avg Mat</b>
Beginning Book Value	6,748,555.08	<b>Money Market Fund</b>				
Contributions	0.00	MONEY MARKET FUND	4,706.66	0.1	2.33	0.00
Withdrawals	0.00	<b>Fixed Income</b>				
Prior Month Management Fees	-842.01	U.S. GOVERNMENT AGENCY NOTES	2,557,619.16	37.9	1.44	1.39
Realized Gains/Losses	131.84	U.S. TREASURY NOTES	163,988.05	2.4	2.53	0.41
Gross Interest Earnings	6,005.03	Accrued Interest	7,979.56	0.1		
Ending Book Value	6,753,849.94	<b>Commercial Paper</b>				
		COMMERCIAL PAPER	2,292,311.00	33.9	2.75	0.29
		<b>Certificate of Deposit</b>				
		CERTIFICATES OF DEPOSIT	1,725,783.44	25.5	2.56	2.00
		Accrued Interest	4,524.89	0.1		
		<b>TOTAL PORTFOLIO</b>	<b>6,756,912.77</b>	<b>100.0</b>	<b>2.20</b>	<b>1.15</b>


**Disclosures:**

RedTree's internal accounting system is used as the source of the market value of this account. Although obtained from a source believed to be reliable, we cannot guarantee its accuracy. You should review all account statements provided by the custodian and compare with the statements provided by RedTree.

**Portfolio Holdings Report**  
**Northwestern Local Schools**  
**US Bank Custodian Acct Ending x70779**  
 March 31, 2019

Quantity	Cusip	Security Description	Moody's	S&P	Cost Basis	Market Value	Yield at Cost	Wtd Maturity	Purchase Date
<b>U.S. GOVERNMENT AGENCY NOTES</b>									
615,000	3133EGBK0	Federal Farm Credit Bank 1.300% Due 11-25-19	Aaa	AA+	615,000.00	610,820.46	1.30	0.64	06-15-16
275,000	3136G3J71	Federal Natl Mtg Assoc 1.420% Due 07-27-20	Aaa	AA+	275,000.00	270,999.02	1.42	1.30	07-27-16
400,000	3136G35C5	Federal Natl Mtg Assoc 1.400% Due 08-28-20	Aaa	AA+	400,000.00	394,101.20	1.40	1.38	08-30-16
405,000	3136G4AL7	Federal Natl Mtg Assoc 1.500% Due 09-30-20	Aaa	AA+	405,000.00	399,953.70	1.50	1.47	09-30-16
495,000	3135G0Q97	Federal Natl Mtg Assoc 1.500% Due 10-28-20	Aaa	AA+	495,000.00	488,121.97	1.50	1.54	10-28-16
400,000	3136G34Y8	Federal Natl Mtg Assoc 1.600% Due 08-24-21	Aaa	AA+	400,000.00	393,622.80	1.60	2.33	08-30-16
	Accrued Interest					7,836.08			
					2,590,000.00	2,565,455.24	1.44	1.39	
<b>U.S. TREASURY NOTES</b>									
165,000	912828TN0	US Treasury Note 1.000% Due 08-31-19	Aaa	AA+	163,704.50	163,988.05	2.53	0.41	02-21-19
	Accrued Interest					143.48			
					163,704.50	164,131.53	2.53	0.41	
<b>CERTIFICATES OF DEPOSIT</b>									
245,000	02587DA73	American Express Nat'l Bank, UT (formerly AmEx Centurion Bank) 2.050% Due 07-22-19			245,000.00	244,616.33	2.05	0.31	07-28-15
245,000	05580ACK8	BMW Bank of North America, UT 2.000% Due 07-24-19			244,142.50	244,609.47	2.09	0.31	07-27-15
247,000	14042RAL5	Capital One, NA, Mclean, VA 2.000% Due 09-30-19			247,000.00	246,542.80	2.00	0.50	09-30-15
246,000	02007GHF3	Ally Bank, UT 2.900% Due 01-31-22			245,569.50	247,311.92	2.96	2.69	01-31-19
246,000	17312Q2P3	Citibank NA, SD 2.900% Due 02-07-22			245,754.00	247,282.15	2.94	2.71	02-07-19
246,000	61690UFC9	Morgan Stanley Bank, UT 2.800% Due 03-14-22			245,680.20	246,432.22	2.85	2.82	03-14-19
249,000	949763YW0	Wells Fargo Bank, SD 2.950% Due 03-27-24			248,502.00	248,988.55	3.01	4.58	03-27-19
	Accrued Interest					4,524.89			
					1,721,648.20	1,730,308.33	2.56	2.00	
<b>COMMERCIAL PAPER</b>									
300,000	09659CRV2	BNP Paribas 0.000% Due 04-29-19	P-1	A-1	295,882.25	299,409.00	2.77	0.08	10-30-18
330,000	4497W1SA5	ING US CP 0.000% Due 05-10-19	P-1	A-1	324,898.75	329,082.60	2.69	0.11	10-12-18
335,000	89233HSD7	Toyota Motor Credit 0.000% Due 05-13-19	P-1	A-1+	330,100.63	333,995.00	2.74	0.12	10-30-18
250,000	62479MSV6	MUFG Bank 0.000% Due 05-29-19	P-1	A-1	246,412.50	248,965.00	2.91	0.16	11-30-18
105,000	46640QTC5	JP Morgan 0.000% Due 06-12-19	P-1	A-1	103,220.02	104,458.20	2.97	0.20	11-15-18
230,000	46640QVP3	JP Morgan 0.000% Due 08-23-19	P-1	A-1	226,609.80	227,617.20	2.72	0.40	02-06-19
300,000	78009BVP4	Royal Bank of Canada (RBC) 0.000% Due 08-23-19	P-1	A-1+	295,394.25	296,892.00	2.71	0.40	01-28-19
220,000	17327BYL3	Citigroup 0.000% Due 11-20-19	P-1	A-1	216,078.38	216,312.80	2.68	0.64	03-21-19

**Disclosures:**

RedTree's internal accounting system is used as the source of the market value of this account. Although obtained from a source believed to be reliable, we cannot guarantee its accuracy. You should review all account statements provided by the custodian and compare with the statements provided by RedTree.

Questions? Call 888.596.2293 or email [info@redtreeinv.com](mailto:info@redtreeinv.com)



**Portfolio Holdings Report**  
**Northwestern Local Schools**  
**US Bank Custodian Acct Ending x70779**  
 March 31, 2019

Quantity	Cusip	Security Description	Moody's	S&P	Cost Basis	Market Value	Yield at Cost	Wtd Maturity	Purchase Date
240,000	63873KZD2	Natixis NY 0.000% Due 12-13-19	P-1	A-1	235,194.00	235,579.20	2.72	0.70	03-18-19
					2,273,790.58	2,292,311.00	2.75	0.29	
<b>MONEY MARKET FUND</b>									
	USBMMF	First American Treasury Obligations Fund			4,706.66	4,706.66	2.33		
<b>TOTAL PORTFOLIO</b>					6,753,849.94	6,756,912.77	2.20	1.15	

**Disclosures:**

RedTree's internal accounting system is used as the source of the market value of this account. Although obtained from a source believed to be reliable, we cannot guarantee its accuracy. You should review all account statements provided by the custodian and compare with the statements provided by RedTree.

Questions? Call 888.596.2293 or email [info@redtreeinv.com](mailto:info@redtreeinv.com)

SUNGARD K-12  
 DATE: 04/02/2019  
 TIME: 09:08:49  
 SELECTION CRITERIA: ALL

NORTHWESTERN LOCAL SD  
 OH CASH POSITION REPORT

PAGE NUMBER: 1  
 CASHPOSNEOH

ACCOUNTING PERIOD: 9/19

FUND SCC	DESCRIPTION BEGIN BALANCE	MTD RECEIPTS	FYTD RECEIPTS	MTD EXPENDITURES	FYTD EXPENDITURES	CURRENT FUND BALANCE	CURRENT ENCUMBRANCE	UNENCUMBERED FUND BALANCE
001 0000	GENERAL FUND 6,909,767.15	2,074,139.90	14,975,420.43	1,494,713.23	12,927,077.50	8,958,110.08	931,474.00	8,026,636.08
001 9000	GEN FUND BUDGET RESERVE 201,431.48	0.00	0.00	0.00	0.00	201,431.48	0.00	201,431.48
001 9002	RESALE SUPPLIES - ELEM 36,218.11	1,428.83	32,941.41	425.97	12,234.41	56,925.11	10,996.38	45,928.73
001 9004	RESALE SUPPLIES - JR/SR 23,525.89	1,228.18	24,713.70	90.06	28,577.34	19,662.25	7,346.99	12,315.26
TOTAL FOR Fund 001:								
	7,170,942.63	2,076,796.91	15,033,075.54	1,495,229.26	12,967,889.25	9,236,128.92	949,817.37	8,286,311.55
002 9010	BOND RETIREMENT 1,405,220.85	835,615.55	2,141,436.06	16,268.68	2,042,832.88	1,503,824.03	809,743.75	694,080.28
TOTAL FOR Fund 002:								
	1,405,220.85	835,615.55	2,141,436.06	16,268.68	2,042,832.88	1,503,824.03	809,743.75	694,080.28
003 0000	PERMANENT IMPROVEMENT 164,240.29	42,733.82	241,383.20	1,955.91	542,360.46	-136,736.97	40,665.00	-177,401.97
TOTAL FOR Fund 003:								
	164,240.29	42,733.82	241,383.20	1,955.91	542,360.46	-136,736.97	40,665.00	-177,401.97
004 9016	LFI - POST CONSTRUCTION 1,996,880.46	1,293.27	13,099.94	0.00	1,773,706.63	236,273.77	2,600.62	233,673.15
004 9264	LFI - HB 264 405,020.00	0.00	0.00	0.00	0.00	405,020.00	0.00	405,020.00
TOTAL FOR Fund 004:								
	2,401,900.46	1,293.27	13,099.94	0.00	1,773,706.63	641,293.77	2,600.62	638,693.15
006 0000	FOOD SERVICE 264,685.02	48,044.26	393,691.19	44,341.74	389,580.73	268,795.48	18,540.11	250,255.37
TOTAL FOR Fund 006:								
	264,685.02	48,044.26	393,691.19	44,341.74	389,580.73	268,795.48	18,540.11	250,255.37
008 9300	CLASS OF 93 - SCHOLARSHIP							

SUNGARD K-12  
 DATE: 04/02/2019  
 TIME: 09:08:49  
 SELECTION CRITERIA: ALL

NORTHWESTERN LOCAL SD  
 OH CASH POSITION REPORT

PAGE NUMBER: 2  
 CASHPOSNEOH

ACCOUNTING PERIOD: 9/19

FUND SCC	DESCRIPTION BEGIN BALANCE	MTD RECEIPTS	FYTD RECEIPTS	MTD EXPENDITURES	FYTD EXPENDITURES	CURRENT FUND BALANCE	CURRENT ENCUMBRANCE	UNENCUMBERED FUND BALANCE
	5,493.74	12.12	96.47	0.00	0.00	5,590.21	0.00	5,590.21
-----								
TOTAL FOR Fund 008:	5,493.74	12.12	96.47	0.00	0.00	5,590.21	0.00	5,590.21
018 9002	ELEMENTARY PRINCIPAL FUND 61,809.30	10,477.29	30,186.15	366.71	6,565.03	85,430.42	3,082.37	82,348.05
018 9004	HIGH SCHOOL PRINCIPAL FUN 9,059.09	650.76	3,997.55	210.16	3,357.03	9,699.61	8,306.81	1,392.80
018 9100	DISTRICT WELLNESS 2,329.38	0.00	0.00	0.00	0.00	2,329.38	750.00	1,579.38
018 9101	PEPSI SCHOLARSHIP 7,630.00	0.00	0.00	0.00	0.00	7,630.00	0.00	7,630.00
018 9165	CLASS 65 ENRICH REVENUE 3,850.00	0.00	0.00	0.00	1,926.08	1,923.92	0.00	1,923.92
018 9202	ELEM PRIN FUND - IN/OUT 0.00	320.05	10,063.89	882.00	9,696.64	367.25	372.00	-4.75
018 9203	EL PRIN FUND - STAFF INCN 0.00	0.00	1,829.56	0.00	2,409.64	-580.08	0.00	-580.08
018 9401	HS PRIN FUND - RENAISSANC 885.91	0.00	167.11	0.00	15.35	1,037.67	0.00	1,037.67
018 9402	HS PRIN FUND - IN/OUT 0.00	0.00	330.00	0.00	317.00	13.00	4,382.00	-4,369.00
018 9403	HS PRIN FUND - STAFF INCE 0.00	0.00	1,687.30	0.00	138.00	1,549.30	300.00	1,249.30
018 9408	HS PRIN FUND - EIGHTH GRA 0.00	0.00	61,845.00	0.00	62,634.23	-789.23	6,650.00	-7,439.23
018 9409	PRINCIPAL FUND CLASS 1959 1,064.00	0.00	0.00	0.00	0.00	1,064.00	0.00	1,064.00
-----								
TOTAL FOR Fund 018:	86,627.68	11,448.10	110,106.56	1,458.87	87,059.00	109,675.24	23,843.18	85,832.06
020 9000	LATCHKEY - AM 55,587.06	0.00	9,942.34	1,589.10	16,324.21	49,205.19	4,154.91	45,050.28
020 9100	LATCHKEY PROGRAM - PM 75,756.00	4,190.29	26,501.02	2,144.96	17,971.49	84,285.53	4,988.41	79,297.12

SUNGARD K-12  
 DATE: 04/02/2019  
 TIME: 09:08:49  
 SELECTION CRITERIA: ALL

NORTHWESTERN LOCAL SD  
 OH CASH POSITION REPORT

PAGE NUMBER: 3  
 CASHPOSNEOH

ACCOUNTING PERIOD: 9/19

FUND SCC	DESCRIPTION BEGIN BALANCE	MTD RECEIPTS	FYTD RECEIPTS	MTD EXPENDITURES	FYTD EXPENDITURES	CURRENT FUND BALANCE	CURRENT ENCUMBRANCE	UNENCUMBERED FUND BALANCE
-----								
TOTAL FOR	Fund 020: 131,343.06	4,190.29	36,443.36	3,734.06	34,295.70	133,490.72	9,143.32	124,347.40
022 9001	AGENCY FUND - OHSAA TOURN 0.00	0.00	2,346.00	0.00	1,796.00	550.00	0.00	550.00
022 9201	ESCROW - MEDICAL INS 1,349.64	156,021.24	1,363,708.97	156,020.52	1,364,588.06	470.55	0.00	470.55
022 9202	ESCROW - LIFE INS -7.32	796.72	7,071.67	800.38	7,086.45	-22.10	0.00	-22.10
022 9203	ESCROW - DENTAL INS -21.19	12,117.96	95,402.83	12,297.60	96,912.63	-1,530.99	0.00	-1,530.99
022 9204	ESCROW - VISION INS 67.19	3,192.36	27,833.18	3,192.36	27,859.33	41.04	0.00	41.04
022 9400	SERS EMPLOYER ESCROW 35,289.41	31,479.40	266,689.67	30,538.00	304,733.63	-2,754.55	0.00	-2,754.55
022 9450	STRS EMPLOYER ESCROW 7,457.49	90,825.02	792,766.11	89,070.00	815,394.00	-15,170.40	0.00	-15,170.40
022 9600	WORKERS COMP ESCROW 65,678.52	3,463.48	31,272.99	0.00	56,594.00	40,357.51	0.00	40,357.51
-----								
TOTAL FOR	Fund 022: 109,813.74	297,896.18	2,587,091.42	291,918.86	2,674,964.10	21,941.06	0.00	21,941.06
-----								
024 0000	INSURANCE RESERVE FUND 71,474.50	0.00	0.00	0.00	0.00	71,474.50	0.00	71,474.50
-----								
TOTAL FOR	Fund 024: 71,474.50	0.00	0.00	0.00	0.00	71,474.50	0.00	71,474.50
-----								
034 0000	CLASSROOM FACILITIES MAIN 830,628.64	0.00	0.00	2,249.13	16,025.41	814,603.23	31,005.78	783,597.45
-----								
TOTAL FOR	Fund 034: 830,628.64	0.00	0.00	2,249.13	16,025.41	814,603.23	31,005.78	783,597.45
-----								
200 9111	ART CLUB 170.51	354.00	2,239.00	0.00	899.12	1,510.39	292.00	1,218.39

SUNGARD K-12  
 DATE: 04/02/2019  
 TIME: 09:08:49  
 SELECTION CRITERIA: ALL

NORTHWESTERN LOCAL SD  
 OH CASH POSITION REPORT

PAGE NUMBER: 4  
 CASHPOSNEOH

ACCOUNTING PERIOD: 9/19

FUND	SCC	DESCRIPTION BEGIN BALANCE	MTD RECEIPTS	FYTD RECEIPTS	MTD EXPENDITURES	FYTD EXPENDITURES	CURRENT FUND BALANCE	CURRENT ENCUMBRANCE	UNENCUMBERED FUND BALANCE
200	9114	POWER OF THE PEN 1,622.08	0.00	0.00	0.00	0.00	1,622.08	0.00	1,622.08
200	9123	LATIN CLUB 104.91	0.00	468.00	0.00	562.00	10.91	0.00	10.91
200	9130	DRAMA/MUSICAL 10,787.94	4,491.00	5,870.00	1,652.77	4,862.80	11,795.14	1,037.61	10,757.53
200	9137	CHOIR ACTIVITY 7,222.82	0.00	13,912.80	210.00	13,700.10	7,435.52	368.00	7,067.52
200	9230	SPANISH CLUB 687.69	0.00	0.00	0.00	0.00	687.69	0.00	687.69
200	9323	FCCLA 1,678.10	100.84	328.84	324.70	387.70	1,619.24	0.00	1,619.24
200	9330	FFA 9,439.81	350.00	26,548.59	2,124.20	22,493.59	13,494.81	2,867.02	10,627.79
200	9600	CLASS OF 2020 839.44	27.00	310.00	136.55	293.15	856.29	3,906.78	-3,050.49
200	9601	CLASS OF 2021 268.40	16.00	318.00	0.32	90.97	495.43	122.76	372.67
200	9602	CLASS OF 2022 0.00	11.00	473.00	0.84	268.60	204.40	13.62	190.78
200	9605	CLASS OF 2015 158.00	0.00	-158.00	0.00	0.00	0.00	0.00	0.00
200	9606	CLASS OF 2016 328.75	0.00	-312.75	0.00	0.00	16.00	0.00	16.00
200	9607	CLASS OF 2017 709.70	0.00	-709.70	0.00	0.00	0.00	0.00	0.00
200	9609	CLASS OF 2019 4,109.20	52.00	1,208.00	529.65	1,643.70	3,673.50	729.25	2,944.25
200	9610	STUDENT COUNCIL - HS 2,986.77	0.00	6,605.00	1,000.00	5,572.64	4,019.13	400.00	3,619.13
200	9632	STUDENTS AGAINST DESTRUCT 1,787.07	1,000.00	1,141.00	0.00	98.41	2,829.66	1,517.08	1,312.58
200	9656	STUDENT COUNCIL - 5/6 1,708.19	0.00	87.66	0.00	214.02	1,581.83	10.97	1,570.86
200	9678	STUDENT COUNCIL - 7/8							

SUNGARD K-12  
 DATE: 04/02/2019  
 TIME: 09:08:49  
 SELECTION CRITERIA: ALL

NORTHWESTERN LOCAL SD  
 OH CASH POSITION REPORT

PAGE NUMBER: 5  
 CASHPOSNEOH

ACCOUNTING PERIOD: 9/19

FUND SCC	DESCRIPTION BEGIN BALANCE	MTD RECEIPTS	FYTD RECEIPTS	MTD EXPENDITURES	FYTD EXPENDITURES	CURRENT FUND BALANCE	CURRENT ENCUMBRANCE	UNENCUMBERED FUND BALANCE
	1,684.95	0.00	0.00	0.00	0.00	1,684.95	0.00	1,684.95
200 9681	YEARBOOK -1,146.28	495.00	8,962.96	0.00	7,999.76	-183.08	0.00	-183.08
200 9710	NATIONAL HONOR SOCIETY 2,362.31	0.00	1,800.10	0.00	1,277.09	2,885.32	50.00	2,835.32
-----								
TOTAL FOR Fund 200:	47,510.36	6,896.84	69,092.50	5,979.03	60,363.65	56,239.21	11,315.09	44,924.12
-----								
300 0000	GENERAL ATHLETIC FUNDS 41,236.38	2,980.00	103,939.67	15,057.96	97,389.30	47,786.75	27,902.43	19,884.32
300 9501	BASEBALL FUNDRAISER 8,866.31	4,580.00	11,580.00	573.10	5,035.84	15,410.47	10,035.62	5,374.85
300 9502	BASKETBALL FUNDRAISER - B 2,931.39	0.00	-2,931.39	0.00	0.00	0.00	0.00	0.00
300 9504	FOOTBALL FUNDRAISER 4,320.16	0.00	1,610.00	0.00	0.00	5,930.16	0.00	5,930.16
300 9506	CROSS COUNTRY FUNDRAISER 10,827.88	0.00	0.00	0.00	4,249.26	6,578.62	0.00	6,578.62
300 9508	TRACK FUNDRAISER 1,766.33	0.00	0.00	0.00	0.00	1,766.33	0.00	1,766.33
300 9509	WRESTLING FUNDRAISER 130.36	0.00	985.30	0.00	720.00	395.66	0.00	395.66
300 9510	BOWLING FUNDRAISER 1,038.52	0.00	1,615.00	0.00	1,947.05	706.47	360.00	346.47
300 9511	BASKETBALL FUNDRAISER - G 1,669.21	0.00	0.00	0.00	0.00	1,669.21	0.00	1,669.21
300 9512	VOLLEYBALL FUNDRAISER - H 5,737.67	0.00	4,755.80	0.00	3,942.80	6,550.67	0.00	6,550.67
300 9513	SOFTBALL FUNDRAISER 2,070.22	5,640.00	5,640.00	0.00	0.00	7,710.22	5,316.48	2,393.74
300 9516	TENNIS FUNDRAISER - GIRLS 2,430.63	0.00	2,013.00	0.00	756.00	3,687.63	0.00	3,687.63
300 9521	GOLF FUNDRAISER 1,923.00	0.00	2,680.00	0.00	3,353.00	1,250.00	0.00	1,250.00
300 9522	SOCCER FUNDRAISER - GIRLS							

SUNGARD K-12  
 DATE: 04/02/2019  
 TIME: 09:08:49  
 SELECTION CRITERIA: ALL

NORTHWESTERN LOCAL SD  
 OH CASH POSITION REPORT

PAGE NUMBER: 6  
 CASHPOSNEOH

ACCOUNTING PERIOD: 9/19

FUND SCC	DESCRIPTION BEGIN BALANCE	MTD RECEIPTS	FYTD RECEIPTS	MTD EXPENDITURES	FYTD EXPENDITURES	CURRENT FUND BALANCE	CURRENT ENCUMBRANCE	UNENCUMBERED FUND BALANCE
	1,259.77	0.00	0.00	0.00	0.00	1,259.77	0.00	1,259.77
300 9523	SOCCER FUNDRAISER - BOYS 3,455.39	0.00	4,192.00	0.00	2,536.05	5,111.34	0.00	5,111.34
300 9524	CHEERLEADERS FUNDRAISER - 1,208.37	0.00	0.00	258.00	258.00	950.37	0.00	950.37
300 9525	SWIMMING FUNDRAISER 0.00	0.00	92.17	0.00	0.00	92.17	0.00	92.17
300 9526	BOYS TENNIS FUNDRAISER 1,372.70	0.00	0.00	0.00	0.00	1,372.70	0.00	1,372.70
300 9804	BAND FEES 5,707.53	91.50	2,183.50	0.80	1,480.50	6,410.53	1,181.51	5,229.02
-----								
TOTAL FOR Fund 300:	97,951.82	13,291.50	138,355.05	15,889.86	121,667.80	114,639.07	44,796.04	69,843.03
451 9019	ONE NET FY19 0.00	1,800.00	3,600.00	0.00	2,676.60	923.40	923.40	0.00
-----								
TOTAL FOR Fund 451:	0.00	1,800.00	3,600.00	0.00	2,676.60	923.40	923.40	0.00
499 9018	SECONDARY TRANSITION ENHA 0.00	0.00	815.00	0.00	815.00	0.00	0.00	0.00
-----								
TOTAL FOR Fund 499:	0.00	0.00	815.00	0.00	815.00	0.00	0.00	0.00
516 9019	IDEA PART B FY 2019 0.00	72,617.48	181,543.70	36,308.74	181,543.70	0.00	0.00	0.00
-----								
TOTAL FOR Fund 516:	0.00	72,617.48	181,543.70	36,308.74	181,543.70	0.00	0.00	0.00
572 9019	TITLE I FY 2019 0.00	45,459.52	177,007.07	22,729.76	177,007.07	0.00	0.00	0.00
-----								
TOTAL FOR Fund 572:	0.00	45,459.52	177,007.07	22,729.76	177,007.07	0.00	0.00	0.00

SUNGARD K-12  
 DATE: 04/02/2019  
 TIME: 09:08:49  
 SELECTION CRITERIA: ALL

NORTHWESTERN LOCAL SD  
 OH CASH POSITION REPORT

PAGE NUMBER: 7  
 CASHPOSNEOH

ACCOUNTING PERIOD: 9/19

FUND SCC	DESCRIPTION BEGIN BALANCE	MTD RECEIPTS	FYTD RECEIPTS	MTD EXPENDITURES	FYTD EXPENDITURES	CURRENT FUND BALANCE	CURRENT ENCUMBRANCE	UNENCUMBERED FUND BALANCE
587 9019	ECSE PRESCHOOL 0.00	FY 2019 2,799.03	9,286.68	1,441.70	9,371.05	-84.37	2,275.51	-2,359.88
-----		-----	-----	-----	-----	-----	-----	-----
TOTAL FOR Fund 587:								
	0.00	2,799.03	9,286.68	1,441.70	9,371.05	-84.37	2,275.51	-2,359.88
590 9019	TITLE IIA 0.00	FY 2019 8,650.84	31,225.98	4,325.42	31,225.98	0.00	0.00	0.00
-----		-----	-----	-----	-----	-----	-----	-----
TOTAL FOR Fund 590:								
	0.00	8,650.84	31,225.98	4,325.42	31,225.98	0.00	0.00	0.00
599 9019	TITLE IVA - 0.00	FY 2019 0.00	3,835.53	329.39	4,164.92	-329.39	799.16	-1,128.55
-----		-----	-----	-----	-----	-----	-----	-----
TOTAL FOR Fund 599:								
	0.00	0.00	3,835.53	329.39	4,164.92	-329.39	799.16	-1,128.55
-----		-----	-----	-----	-----	-----	-----	-----
GRAND TOTALS:								
	12,787,832.79	3,469,545.71	21,171,185.25	1,944,160.41	21,117,549.93	12,841,468.11	1,945,468.33	10,895,999.78



SUNGARD K-12  
 DATE: 04/02/2019  
 TIME: 09:08:49  
 SELECTION CRITERIA: ALL

NORTHWESTERN LOCAL SD  
 OH CASH POSITION REPORT

PAGE NUMBER: 8  
 CASHPOSNEOH

ACCOUNTING PERIOD: 9/19

FUND SCC	DESCRIPTION BEGIN BALANCE	MTD RECEIPTS	FYTD RECEIPTS	MTD EXPENDITURES	FYTD EXPENDITURES	CURRENT FUND BALANCE	CURRENT ENCUMBRANCE	UNENCUMBERED FUND BALANCE
001	7,170,942.63	2,076,796.91	15,033,075.54	1,495,229.26	12,967,889.25	9,236,128.92	949,817.37	8,286,311.55
002	1,405,220.85	835,615.55	2,141,436.06	16,268.68	2,042,832.88	1,503,824.03	809,743.75	694,080.28
003	164,240.29	42,733.82	241,383.20	1,955.91	542,360.46	-136,736.97	40,665.00	-177,401.97
004	2,401,900.46	1,293.27	13,099.94	0.00	1,773,706.63	641,293.77	2,600.62	638,693.15
006	264,685.02	48,044.26	393,691.19	44,341.74	389,580.73	268,795.48	18,540.11	250,255.37
008	5,493.74	12.12	96.47	0.00	0.00	5,590.21	0.00	5,590.21
018	86,627.68	11,448.10	110,106.56	1,458.87	87,059.00	109,675.24	23,843.18	85,832.06
020	131,343.06	4,190.29	36,443.36	3,734.06	34,295.70	133,490.72	9,143.32	124,347.40
022	109,813.74	297,896.18	2,587,091.42	291,918.86	2,674,964.10	21,941.06	0.00	21,941.06
024	71,474.50	0.00	0.00	0.00	0.00	71,474.50	0.00	71,474.50
034	830,628.64	0.00	0.00	2,249.13	16,025.41	814,603.23	31,005.78	783,597.45
200	47,510.36	6,896.84	69,092.50	5,979.03	60,363.65	56,239.21	11,315.09	44,924.12
300	97,951.82	13,291.50	138,355.05	15,889.86	121,667.80	114,639.07	44,796.04	69,843.03
451	0.00	1,800.00	3,600.00	0.00	2,676.60	923.40	923.40	0.00

SUNGARD K-12  
 DATE: 04/02/2019  
 TIME: 09:08:49  
 SELECTION CRITERIA: ALL

NORTHWESTERN LOCAL SD  
 OH CASH POSITION REPORT

PAGE NUMBER: 9  
 CASHPOSNEOH

ACCOUNTING PERIOD: 9/19

FUND SCC	DESCRIPTION BEGIN BALANCE	MTD RECEIPTS	FYTD RECEIPTS	MTD EXPENDITURES	FYTD EXPENDITURES	CURRENT FUND BALANCE	CURRENT ENCUMBRANCE	UNENCUMBERED FUND BALANCE
499	0.00	0.00	815.00	0.00	815.00	0.00	0.00	0.00
516	0.00	72,617.48	181,543.70	36,308.74	181,543.70	0.00	0.00	0.00
572	0.00	45,459.52	177,007.07	22,729.76	177,007.07	0.00	0.00	0.00
587	0.00	2,799.03	9,286.68	1,441.70	9,371.05	-84.37	2,275.51	-2,359.88
590	0.00	8,650.84	31,225.98	4,325.42	31,225.98	0.00	0.00	0.00
599	0.00	0.00	3,835.53	329.39	4,164.92	-329.39	799.16	-1,128.55
GRAND TOTALS:	12,787,832.79	3,469,545.71	21,171,185.25	1,944,160.41	21,117,549.93	12,841,468.11	1,945,468.33	10,895,999.78

SUNGARD K-12  
DATE: 04/01/2019  
TIME: 10:54:40

NORTHWESTERN LOCAL SD  
CHECK REGISTER INCLUDING SYSTEM VOIDS

PAGE NUMBER: 1  
ACCTPA21  
ACCOUNTING PERIOD: 9/19

SELECTION CRITERIA: chkstat.rundate between '20190301 00:00:00.000' and '20190331 00:00:00.000'

DISTRIBUTION FUND: 0010000

CHECK NUMBER	ISSUE DATE	VENDOR	STATUS	TOTAL	DESCRIPTION
12860	03/05/2019	AMAZON	V	0.00	VOID: MULTI STUB CHECK
12861	03/05/2019	AMAZON	R	2670.87	ACCOUNTS PAYABLE CHECK
12862	03/07/2019	CLARK COUNTY JUVENILE COURT	R	810.00	ACCOUNTS PAYABLE CHECK
12863	03/07/2019	COLUMBIA GAS OF OHIO	R	628.98	ACCOUNTS PAYABLE CHECK
12864	03/07/2019	DE LAGE LANDEN FINANCIAL SERV INC	R	3136.00	ACCOUNTS PAYABLE CHECK
12865	03/07/2019	EDUCATION WEEK	R	97.00	ACCOUNTS PAYABLE CHECK
12866	03/07/2019	NATIONAL FFA ORGANIZATION	R	72.99	ACCOUNTS PAYABLE CHECK
12867	03/07/2019	FRIENDS SERVICE COMPANY INC.	R	27.24	ACCOUNTS PAYABLE CHECK
12868	03/07/2019	MINDY HOYING	R	9.25	ACCOUNTS PAYABLE CHECK
12869	03/07/2019	JOSTENS	R	528.69	ACCOUNTS PAYABLE CHECK
12870	03/07/2019	KLOSTERMAN BAKERY CO INC	R	219.82	ACCOUNTS PAYABLE CHECK
12871	03/07/2019	LOWES	R	380.07	ACCOUNTS PAYABLE CHECK
12872	03/07/2019	MACGILL	R	499.72	ACCOUNTS PAYABLE CHECK
12873	03/07/2019	MARYSVILLE FFA ALUMNI INVITATIONAL	R	20.00	ACCOUNTS PAYABLE CHECK
12874	03/07/2019	NORTH UNION HIGH SCHOOL	R	225.00	ACCOUNTS PAYABLE CHECK
12875	03/07/2019	OHIO FFA FOUNDATION, INC	R	250.00	ACCOUNTS PAYABLE CHECK
12876	03/07/2019	OIC OF CLARK COUNTY INC	R	1580.00	ACCOUNTS PAYABLE CHECK
12877	03/07/2019	OMEA	R	210.00	ACCOUNTS PAYABLE CHECK
12878	03/07/2019	PEPSI-COLA COMPANY	R	304.12	ACCOUNTS PAYABLE CHECK
12879	03/07/2019	SKM SERVICES	R	467.00	ACCOUNTS PAYABLE CHECK
12880	03/07/2019	SPEER MECHANICAL	R	594.50	ACCOUNTS PAYABLE CHECK
12881	03/07/2019	TEACHER DIRECT	R	61.82	ACCOUNTS PAYABLE CHECK
12882	03/07/2019	TECUMSEH LOCAL SCHOOLS	R	150.00	ACCOUNTS PAYABLE CHECK
12883	03/07/2019	US AWARDS INC	R	1081.12	ACCOUNTS PAYABLE CHECK
12884	03/07/2019	XTREME GRAPHICS AND APPAREL LLC	R	882.00	ACCOUNTS PAYABLE CHECK
12885	03/14/2019	ABC LAMINATING SPECIALISTS	R	701.82	ACCOUNTS PAYABLE CHECK
12886	03/14/2019	ALEX HARTER	R	200.00	ACCOUNTS PAYABLE CHECK
12887	03/14/2019	BRENT ERESMAN	R	200.00	ACCOUNTS PAYABLE CHECK
12888	03/14/2019	FARNHAM EQUIPMENT COMPANY	R	320.00	ACCOUNTS PAYABLE CHECK
12889	03/14/2019	FOCUS 3	R	25.00	ACCOUNTS PAYABLE CHECK
12890	03/14/2019	FRIENDS SERVICE COMPANY INC.	R	53.92	ACCOUNTS PAYABLE CHECK
12891	03/14/2019	GORDON FOODS	R	2770.90	ACCOUNTS PAYABLE CHECK
12892	03/14/2019	GRAPHIC PRINTING	R	105.00	ACCOUNTS PAYABLE CHECK
12893	03/14/2019	HOLMES MARKETING SERVICES	R	3306.80	ACCOUNTS PAYABLE CHECK
12894	03/14/2019	JANECO CLEANING SUPPLY	R	285.75	ACCOUNTS PAYABLE CHECK
12895	03/14/2019	JOHNSON CONTROLS INC	R	829.78	ACCOUNTS PAYABLE CHECK
12896	03/14/2019	KLOSTERMAN BAKERY CO INC	R	112.40	ACCOUNTS PAYABLE CHECK
12897	03/14/2019	MICHAEL E SMITH	R	200.00	ACCOUNTS PAYABLE CHECK
12898	03/14/2019	MILLER'S TEXTILE SERVICES	R	161.94	ACCOUNTS PAYABLE CHECK
12899	03/14/2019	MUSIC THEATRE INC	R	815.00	ACCOUNTS PAYABLE CHECK
12900	03/14/2019	NCS PEARSON, INC.	R	455.10	ACCOUNTS PAYABLE CHECK
12901	03/14/2019	NORTH HAMPTON VILLAGE	R	723.15	ACCOUNTS PAYABLE CHECK
12902	03/14/2019	PICKERING, ELIZABETH	R	200.00	ACCOUNTS PAYABLE CHECK
12903	03/14/2019	PUBLIC FINANCE RESOURCES INC	R	695.00	ACCOUNTS PAYABLE CHECK
12904	03/14/2019	RICHEY & SON INC	R	1210.00	ACCOUNTS PAYABLE CHECK
12905	03/14/2019	ROGER'S GARAGE	R	3527.00	ACCOUNTS PAYABLE CHECK
12906	03/14/2019	SCOTT SCRIVEN LLP	R	652.50	ACCOUNTS PAYABLE CHECK
12907	03/14/2019	SKM SERVICES	R	598.00	ACCOUNTS PAYABLE CHECK
12908	03/14/2019	SMITH FOODS INC.	R	1081.54	ACCOUNTS PAYABLE CHECK
12909	03/14/2019	SNAPWIZ, INC.	R	100.00	ACCOUNTS PAYABLE CHECK
12910	03/14/2019	SPECIAL T SHOP LLC	R	258.00	ACCOUNTS PAYABLE CHECK
12911	03/14/2019	STANTON'S SHEET MUSIC INC.	R	282.83	ACCOUNTS PAYABLE CHECK
12912	03/14/2019	THOMAS W. BILLING	R	200.00	ACCOUNTS PAYABLE CHECK

SUNGARD K-12  
DATE: 04/01/2019  
TIME: 10:54:40

NORTHWESTERN LOCAL SD  
CHECK REGISTER INCLUDING SYSTEM VOIDS

PAGE NUMBER: 2  
ACCTPA21  
ACCOUNTING PERIOD: 9/19

SELECTION CRITERIA: chkstat.rundate between '20190301 00:00:00.000' and '20190331 00:00:00.000'

12913	03/14/2019	TIME WARNER CABLE	R	339.73	ACCOUNTS PAYABLE CHECK
12914	03/14/2019	VALTECH COMMUNICATIONS	R	666.95	ACCOUNTS PAYABLE CHECK
12915	03/14/2019	W R HACKETT	R	1240.66	ACCOUNTS PAYABLE CHECK
12916	03/14/2019	AMANDA WEBB	R	9.00	ACCOUNTS PAYABLE CHECK
12917	03/14/2019	WILMINGTON COLLEGE AGGIES	R	60.00	ACCOUNTS PAYABLE CHECK
12918	03/20/2019	CLARK COUNTY MUNICIPAL COURT	R	310.36	ACCOUNTS PAYABLE CHECK
12919	03/21/2019	AIR	R	69.90	ACCOUNTS PAYABLE CHECK
12920	03/21/2019	AM BUS & ACCESSORIESINC	R	103.90	ACCOUNTS PAYABLE CHECK
12921	03/21/2019	CITRAN OCCUPATIONAL HEALTH	R	422.01	ACCOUNTS PAYABLE CHECK
12922	03/21/2019	COLUMBIA GAS OF OHIO	R	762.18	ACCOUNTS PAYABLE CHECK
12923	03/21/2019	CORE SOURCE - DENTAL	R	12333.16	ACCOUNTS PAYABLE CHECK
12924	03/21/2019	DIRECT ENERGY BUSINESS	R	690.99	ACCOUNTS PAYABLE CHECK
12925	03/21/2019	EZPAY - INFORM DESIGN INC	R	882.68	ACCOUNTS PAYABLE CHECK
12926	03/21/2019	FRUIT GROWERS MARKETING ASSOCIATION	R	1592.49	ACCOUNTS PAYABLE CHECK
12927	03/21/2019	GEER GAS	R	25.40	ACCOUNTS PAYABLE CHECK
12928	03/21/2019	GORDON FOODS	R	3987.40	ACCOUNTS PAYABLE CHECK
12929	03/21/2019	HEALTHCARE BILLING SERVICE INC	R	421.67	ACCOUNTS PAYABLE CHECK
12930	03/21/2019	KLOSTERMAN BAKERY CO INC	R	192.96	ACCOUNTS PAYABLE CHECK
12931	03/21/2019	MAINE'S TOWING & RECOVERY SERVICE	R	595.00	ACCOUNTS PAYABLE CHECK
12932	03/21/2019	MEGACITY TRUCK & AUTO	R	840.69	ACCOUNTS PAYABLE CHECK
12933	03/21/2019	MILLER'S TEXTILE SERVICES	R	208.50	ACCOUNTS PAYABLE CHECK
12934	03/21/2019	MOR ELECTRIC HEATING ASSOCIATES, IN	R	23.10	ACCOUNTS PAYABLE CHECK
12935	03/21/2019	NAPA AUTO PARTS	R	1357.95	ACCOUNTS PAYABLE CHECK
12936	03/21/2019	NEW CARLISLE SPORTS FITNESS CN	R	2250.00	ACCOUNTS PAYABLE CHECK
12937	03/21/2019	NORTHWESTERN JR. SR. HIGH SCHOOL	R	1000.00	ACCOUNTS PAYABLE CHECK
12938	03/21/2019	OHIO EDISON COMPANY	R	25645.00	ACCOUNTS PAYABLE CHECK
12939	03/21/2019	PEPSI-COLA COMPANY	R	806.19	ACCOUNTS PAYABLE CHECK
12940	03/21/2019	RD HOLDER OIL CO INC	R	11262.29	ACCOUNTS PAYABLE CHECK
12941	03/21/2019	RIDDELL/ALL AMERICAN SPORTS CO	R	8901.25	ACCOUNTS PAYABLE CHECK
12942	03/21/2019	RUSH TRUCK CENTERS OF OHIO INC	R	719.53	ACCOUNTS PAYABLE CHECK
12943	03/21/2019	SCHOOL LIFE	R	104.90	ACCOUNTS PAYABLE CHECK
12944	03/21/2019	SMITH FOODS INC.	R	361.22	ACCOUNTS PAYABLE CHECK
12945	03/21/2019	STANTON'S SHEET MUSIC INC.	R	175.69	ACCOUNTS PAYABLE CHECK
12946	03/21/2019	TAC	R	1434.24	ACCOUNTS PAYABLE CHECK
12947	03/21/2019	TREASURER OF STATE OF OHIO	R	123.00	ACCOUNTS PAYABLE CHECK
12948	03/21/2019	TREASURER, STATE OF OHIO	R	200.00	ACCOUNTS PAYABLE CHECK
12949	03/21/2019	W R HACKETT	R	2949.27	ACCOUNTS PAYABLE CHECK
12950	03/21/2019	WHITE'S FORD	R	3288.72	ACCOUNTS PAYABLE CHECK
12951	03/22/2019	SPEEDWAY SUPERAMERICA LLC	R	384.83	ACCOUNTS PAYABLE CHECK
12952	03/26/2019	AMAZON	V	0.00	VOID: MULTI STUB CHECK
12953	03/26/2019	AMAZON	R	5425.93	ACCOUNTS PAYABLE CHECK
12954	03/28/2019	BERNER SCREEN PRINT LLC	R	225.00	ACCOUNTS PAYABLE CHECK
* 12954	03/28/2019	BERNER SCREEN PRINT LLC	V	-225.00	VOID MANUAL CHECK
* 12967	03/28/2019	CLARK COUNTY JUVENILE COURT	R	648.00	ACCOUNTS PAYABLE CHECK
12968	03/28/2019	GORDON FOODS	R	8898.06	ACCOUNTS PAYABLE CHECK
12969	03/28/2019	MILLER'S TEXTILE SERVICES	R	161.94	ACCOUNTS PAYABLE CHECK
12970	03/28/2019	MVSBO	R	35.00	ACCOUNTS PAYABLE CHECK
12971	03/28/2019	NAPA AUTO PARTS	R	213.28	ACCOUNTS PAYABLE CHECK
12972	03/28/2019	OASBO	R	130.00	ACCOUNTS PAYABLE CHECK
12973	03/28/2019	OIC OF CLARK COUNTY INC	R	1382.50	ACCOUNTS PAYABLE CHECK
12974	03/28/2019	QUAVER'S MARVELOUS WORLD OF MUSIC	R	6125.00	ACCOUNTS PAYABLE CHECK
12975	03/28/2019	SCHOOL PRIDE LTD	R	550.00	ACCOUNTS PAYABLE CHECK
12976	03/28/2019	SMITH FOODS INC.	R	585.99	ACCOUNTS PAYABLE CHECK
12977	03/28/2019	STANTON'S SHEET MUSIC INC.	R	127.88	ACCOUNTS PAYABLE CHECK
12978	03/28/2019	US AWARDS INC	R	146.75	ACCOUNTS PAYABLE CHECK
* V11855	03/05/2019	AMERICAN FIDELITY SPENDING PLAN	R	1389.09	ACCOUNTS PAYABLE VOUCHER
* V11856	03/05/2019	CHILD SUPPORT	R	266.37	ACCOUNTS PAYABLE VOUCHER

SUNGARD K-12  
DATE: 04/01/2019  
TIME: 10:54:40

NORTHWESTERN LOCAL SD  
CHECK REGISTER INCLUDING SYSTEM VOIDS

PAGE NUMBER: 3  
ACCTPA21  
ACCOUNTING PERIOD: 9/19

SELECTION CRITERIA: chkstat.rundate between '20190301 00:00:00.000' and '20190331 00:00:00.000'

* V11857	03/05/2019	FEDERAL MEDICARE FICA WITHHOLDING	R	43279.58	ACCOUNTS PAYABLE VOUCHER
* V11858	03/05/2019	NASE	R	1462.26	ACCOUNTS PAYABLE VOUCHER
* V11859	03/05/2019	NORTHWESTERN LOCAL SCHOOLS	R	5.00	ACCOUNTS PAYABLE VOUCHER
* V11860	03/05/2019	NTA	R	4627.74	ACCOUNTS PAYABLE VOUCHER
* V11861	03/05/2019	OHIO DEFERRED COMPENSATION	R	100.00	ACCOUNTS PAYABLE VOUCHER
* V11862	03/05/2019	SERS	R	10103.90	ACCOUNTS PAYABLE VOUCHER
* V11863	03/05/2019	SERS BOARD SHARE ESCROW	R	15103.77	ACCOUNTS PAYABLE VOUCHER
* V11864	03/05/2019	STATE TAX WITHHOLDING	R	9376.02	ACCOUNTS PAYABLE VOUCHER
* V11865	03/05/2019	STRS	R	45819.11	ACCOUNTS PAYABLE VOUCHER
* V11866	03/05/2019	STRS BOARD SHARE ESCROW	R	45823.89	ACCOUNTS PAYABLE VOUCHER
* V11867	03/05/2019	VOYA COMMON REMITTER	R	11146.00	ACCOUNTS PAYABLE VOUCHER
* V11868	03/05/2019	WORKERS COMP ESCROW	R	1724.96	ACCOUNTS PAYABLE VOUCHER
* V11869	03/08/2019	AMERICAN FIDELITY ADMIN SERVIC	R	111.75	ACCOUNTS PAYABLE VOUCHER
* V11870	03/08/2019	CLARK COUNTY ESC	R	180.00	ACCOUNTS PAYABLE VOUCHER
* V11871	03/08/2019	ANTHONY J FRABOTTA	R	11.96	ACCOUNTS PAYABLE VOUCHER
* V11872	03/08/2019	AMY FOLTZ FRAKER	R	5.22	ACCOUNTS PAYABLE VOUCHER
* V11873	03/08/2019	CLARENCE J HOBBY III	R	493.21	ACCOUNTS PAYABLE VOUCHER
* V11874	03/08/2019	MADISON-CHAMPAIGN ESC	R	92732.68	ACCOUNTS PAYABLE VOUCHER
* V11875	03/08/2019	RUMPKE	R	1643.65	ACCOUNTS PAYABLE VOUCHER
* V11876	03/08/2019	LORI ANN SWAFFORD	R	184.57	ACCOUNTS PAYABLE VOUCHER
* V11877	03/08/2019	TIFFANY L THOMAS	R	12.00	ACCOUNTS PAYABLE VOUCHER
* V11878	03/08/2019	JOSHUA L WASSON	R	35.96	ACCOUNTS PAYABLE VOUCHER
* V11879	03/14/2019	JOHANNA AO BRENTS	R	79.98	ACCOUNTS PAYABLE VOUCHER
* V11880	03/14/2019	CLARK COUNTY ESC	R	42377.79	ACCOUNTS PAYABLE VOUCHER
* V11881	03/14/2019	CLARENCE J HOBBY III	R	348.26	ACCOUNTS PAYABLE VOUCHER
* V11882	03/14/2019	MADISON-CHAMPAIGN ESC	R	90.00	ACCOUNTS PAYABLE VOUCHER
* V11883	03/14/2019	NORTHWESTERN LOCAL SCHOOLS	R	1090.27	ACCOUNTS PAYABLE VOUCHER
* V11884	03/20/2019	AMERICAN FIDELITY INSURANCES	R	10258.96	ACCOUNTS PAYABLE VOUCHER
* V11885	03/20/2019	AMERICAN FIDELITY SPENDING PLAN	R	1389.09	ACCOUNTS PAYABLE VOUCHER
* V11886	03/20/2019	CHILD SUPPORT	R	266.37	ACCOUNTS PAYABLE VOUCHER
* V11887	03/20/2019	CITY TAXES	R	4757.56	ACCOUNTS PAYABLE VOUCHER
* V11888	03/20/2019	COMMITTEE FOR NORTHWESTERN	R	82.00	ACCOUNTS PAYABLE VOUCHER
* V11889	03/20/2019	DENTAL INSURANCE ESCROW	R	12117.96	ACCOUNTS PAYABLE VOUCHER
* V11890	03/20/2019	FEDERAL MEDICARE FICA WITHHOLDING	R	44010.11	ACCOUNTS PAYABLE VOUCHER
* V11891	03/20/2019	LIFE INSURANCE ESCROW	R	796.72	ACCOUNTS PAYABLE VOUCHER
* V11892	03/20/2019	MEDICAL INSURANCE ESCROW - HDHP	R	29219.96	ACCOUNTS PAYABLE VOUCHER
* V11893	03/20/2019	MEDICAL INSURANCE ESCROW - PPO	R	126801.28	ACCOUNTS PAYABLE VOUCHER
* V11894	03/20/2019	NASE	R	1529.51	ACCOUNTS PAYABLE VOUCHER
* V11895	03/20/2019	NORTHWESTERN LOCAL SCHOOLS	R	5.00	ACCOUNTS PAYABLE VOUCHER
* V11896	03/20/2019	NTA	R	4627.74	ACCOUNTS PAYABLE VOUCHER
* V11897	03/20/2019	OEA-FCPE	R	138.00	ACCOUNTS PAYABLE VOUCHER
* V11898	03/20/2019	OHIO DEFERRED COMPENSATION	R	100.00	ACCOUNTS PAYABLE VOUCHER
* V11899	03/20/2019	SCHOOL DISTRICT TAXES	R	4182.94	ACCOUNTS PAYABLE VOUCHER
* V11900	03/20/2019	SERS	R	10951.85	ACCOUNTS PAYABLE VOUCHER
* V11901	03/20/2019	SERS BOARD SHARE ESCROW	R	16375.63	ACCOUNTS PAYABLE VOUCHER
* V11902	03/20/2019	STATE TAX WITHHOLDING	R	9519.40	ACCOUNTS PAYABLE VOUCHER
* V11903	03/20/2019	STRS	R	45001.14	ACCOUNTS PAYABLE VOUCHER
* V11904	03/20/2019	STRS BOARD SHARE ESCROW	R	45001.13	ACCOUNTS PAYABLE VOUCHER
* V11905	03/20/2019	UNITED WAY	R	50.00	ACCOUNTS PAYABLE VOUCHER
* V11906	03/20/2019	VISION INSURANCE ESCROW	R	3192.36	ACCOUNTS PAYABLE VOUCHER
* V11907	03/20/2019	VOYA COMMON REMITTER	R	11146.00	ACCOUNTS PAYABLE VOUCHER
* V11908	03/20/2019	WORKERS COMP ESCROW	R	1738.52	ACCOUNTS PAYABLE VOUCHER
* V11909	03/22/2019	LYNN NICOLE COCHRAN	R	19.00	ACCOUNTS PAYABLE VOUCHER
* V11910	03/22/2019	JULIE L GIBSON	R	242.09	ACCOUNTS PAYABLE VOUCHER
* V11911	03/22/2019	CLARENCE J HOBBY III	R	22.36	ACCOUNTS PAYABLE VOUCHER
* V11912	03/22/2019	PAMELA JEAN MYERS	R	30.05	ACCOUNTS PAYABLE VOUCHER
* V11913	03/22/2019	NORTHWESTERN LOCAL SCHOOLS	R	43.10	ACCOUNTS PAYABLE VOUCHER

SUNGARD K-12  
DATE: 04/01/2019  
TIME: 10:54:40

NORTHWESTERN LOCAL SD  
CHECK REGISTER INCLUDING SYSTEM VOIDS

PAGE NUMBER: 4  
ACCTPA21  
ACCOUNTING PERIOD: 9/19

SELECTION CRITERIA: chkstat.rundate between '20190301 00:00:00.000' and '20190331 00:00:00.000'

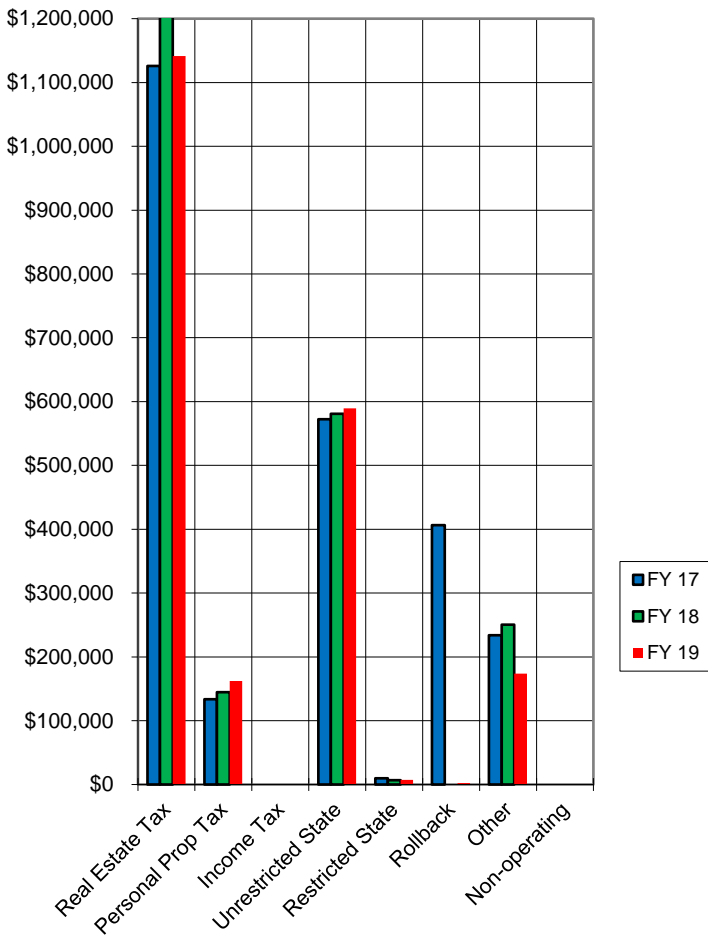
* V11914	03/25/2019	SOUTHWESTERN OHIO EPC	R	160013.26	ACCOUNTS PAYABLE VOUCHER
* V11915	03/01/2019	AMERICAN EXPRESS	R	1745.68	ACCOUNTS PAYABLE VOUCHER
* V11916	03/29/2019	CLARKSON PAM	R	60.90	ACCOUNTS PAYABLE VOUCHER
* V11917	03/29/2019	LORI ANN SWAFFORD	R	169.66	ACCOUNTS PAYABLE VOUCHER
TOTAL FUND				1021381.08	
TOTAL REPORT				1021381.08	

**NORTHWESTERN LOCAL SCHOOLS**

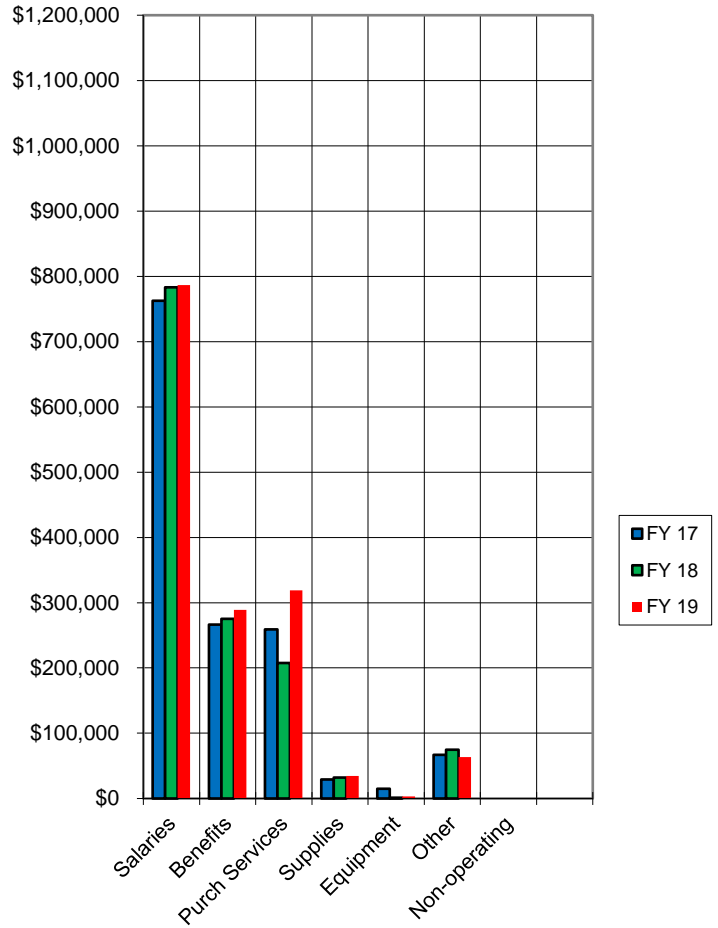
REVENUE	MAR FY 17	MAR FY 18	MAR FY 19
Real Estate Tax	\$1,125,718	\$1,206,525	\$1,141,523
Personal Prop Tax	\$133,799	\$144,877	\$162,313
Income Tax	\$0	\$0	\$0
Unrestricted State	\$572,314	\$580,639	\$589,577
Restricted State	\$9,612	\$6,936	\$7,335
Rollback	\$406,276	\$0	\$2,206
Other	\$233,859	\$250,402	\$173,843
Non-operating	\$0		
<b>Total</b>	<b>\$2,481,577</b>	<b>\$2,189,379</b>	<b>\$2,076,797</b>

EXPENDITURES	MAR FY 17	MAR FY 18	MAR FY 19
Salaries	\$762,361	\$783,028	\$786,454
Benefits	\$266,188	\$275,113	\$288,744
Purch Services	\$259,153	\$207,815	\$318,745
Supplies	\$29,195	\$31,930	\$34,774
Equipment	\$14,703	\$1,418	\$3,108
Other	\$66,811	\$74,968	\$63,405
Non-operating	\$0		
<b>Total</b>	<b>\$1,398,410</b>	<b>\$1,374,272</b>	<b>\$1,495,229</b>

**Monthly Revenue**



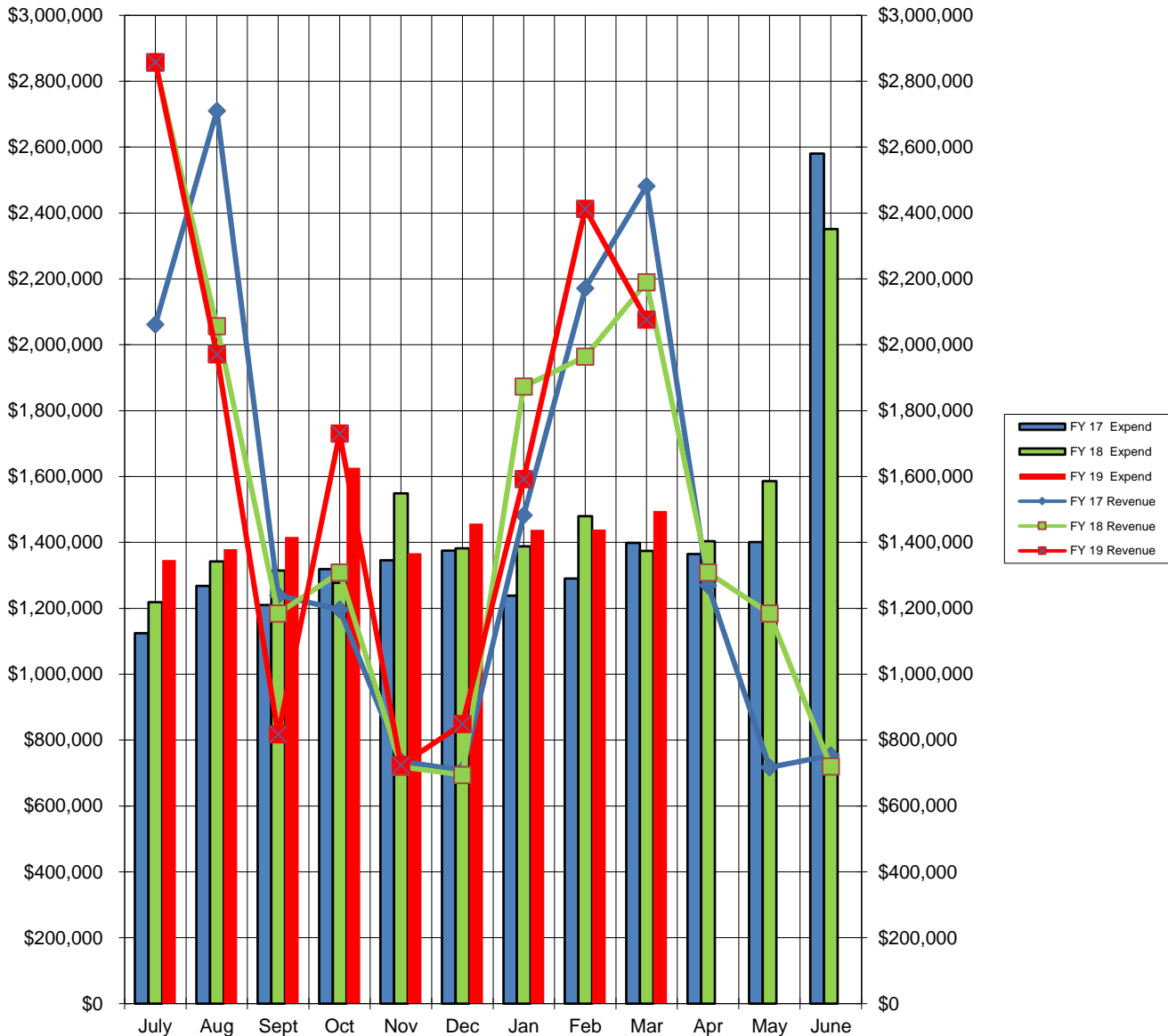
**Monthly Expenditures**



NORTHWESTERN LOCAL SCHOOLS - GENERAL FUND

	FY 17			FY 18			FY 19		
	Expend	Revenue	Revenue	Expend	Revenue	Revenue	Expend	Revenue	Revenue
July	\$1,124,918	\$2,062,113	\$2,856,154	\$1,218,575	\$2,062,113	\$2,858,119	\$1,346,453	\$2,062,113	\$2,858,119
Aug	\$1,268,405	\$2,709,932	\$2,056,742	\$1,342,753	\$2,709,932	\$1,970,992	\$1,379,325	\$2,709,932	\$1,970,992
Sept	\$1,210,535	\$1,239,649	\$1,184,361	\$1,315,066	\$1,239,649	\$817,828	\$1,416,580	\$1,239,649	\$817,828
Oct	\$1,319,434	\$1,196,416	\$1,308,367	\$1,277,477	\$1,196,416	\$1,730,765	\$1,627,258	\$1,196,416	\$1,730,765
Nov	\$1,345,781	\$735,132	\$719,150	\$1,549,404	\$735,132	\$724,039	\$1,367,869	\$735,132	\$724,039
Dec	\$1,375,655	\$708,319	\$694,109	\$1,382,475	\$708,319	\$849,121	\$1,457,495	\$708,319	\$849,121
Jan	\$1,238,325	\$1,482,759	\$1,873,068	\$1,387,889	\$1,482,759	\$1,592,616	\$1,438,719	\$1,482,759	\$1,592,616
Feb	\$1,290,932	\$2,171,094	\$1,963,733	\$1,480,051	\$2,171,094	\$2,412,798	\$1,438,961	\$2,171,094	\$2,412,798
Mar	\$1,398,410	\$2,481,577	\$2,189,379	\$1,374,272	\$2,481,577	\$2,076,797	\$1,495,229	\$2,481,577	\$2,076,797
Apr	\$1,364,680	\$1,269,813	\$1,308,803	\$1,403,699	\$1,269,813			\$1,269,813	
May	\$1,401,146	\$717,327	\$1,184,536	\$1,586,236	\$717,327			\$717,327	
June	\$2,580,418	\$753,668	\$719,782	\$2,351,009	\$753,668			\$753,668	

Monthly Revenue/Expenditure Comparisons

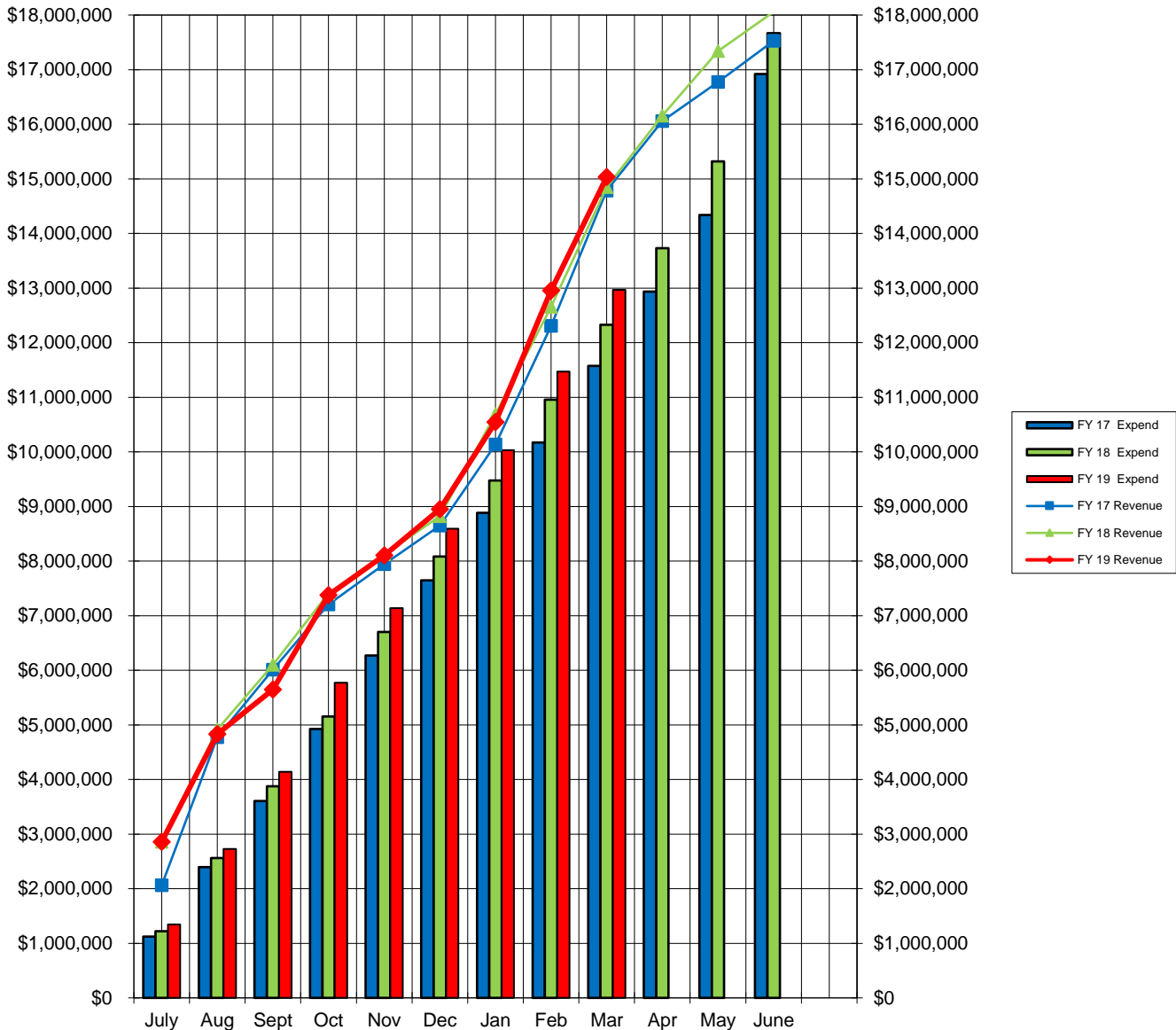




NORTHWESTERN LOCAL SCHOOLS - GENERAL FUND

	<b>FYTD 17</b>	<b>FYTD 18</b>	<b>FYTD 19</b>		<b>FYTD 17</b>	<b>FYTD 18</b>	<b>FYTD 19</b>
	<b>Expend</b>	<b>Expend</b>	<b>Expend</b>		<b>Revenue</b>	<b>Revenue</b>	<b>Revenue</b>
<b>July</b>	\$1,124,918	\$1,218,575	\$1,346,453	<b>July</b>	\$2,062,113	\$2,856,154	\$2,858,119
<b>Aug</b>	\$2,393,323	\$2,561,327	\$2,725,778	<b>Aug</b>	\$4,772,045	\$4,912,895	\$4,829,111
<b>Sept</b>	\$3,603,858	\$3,876,394	\$4,142,358	<b>Sept</b>	\$6,011,694	\$6,097,256	\$5,646,939
<b>Oct</b>	\$4,923,292	\$5,153,871	\$5,769,616	<b>Oct</b>	\$7,208,110	\$7,405,623	\$7,377,704
<b>Nov</b>	\$6,269,073	\$6,703,275	\$7,137,485	<b>Nov</b>	\$7,943,242	\$8,124,774	\$8,101,743
<b>Dec</b>	\$7,644,728	\$8,085,749	\$8,594,980	<b>Dec</b>	\$8,651,561	\$8,818,882	\$8,950,864
<b>Jan</b>	\$8,883,053	\$9,473,638	\$10,033,699	<b>Jan</b>	\$10,134,320	\$10,691,950	\$10,543,481
<b>Feb</b>	\$10,173,986	\$10,953,689	\$11,472,660	<b>Feb</b>	\$12,305,414	\$12,655,683	\$12,956,279
<b>Mar</b>	\$11,572,396	\$12,327,961	\$12,967,889	<b>Mar</b>	\$14,786,992	\$14,845,061	\$15,033,076
<b>Apr</b>	\$12,937,076	\$13,731,660		<b>Apr</b>	\$16,056,805	\$16,153,864	
<b>May</b>	\$14,338,222	\$15,317,895		<b>May</b>	\$16,774,131	\$17,338,401	
<b>June</b>	\$16,918,640	\$17,668,904		<b>June</b>	\$17,527,800	\$18,058,183	

Year to Date Revenue/Expenditure Comparisons



NORTHWESTERN LOCAL SCHOOLS - GENERAL FUND

	FY 17	FY 18	FY 19		FY 17	FY 18	FY 19
	Cash	Cash	Cash		Unencumbered	Unencumbered	Unencumbered
July	\$7,109,699	\$8,419,243	\$8,682,609	July	\$6,315,144	\$7,529,357	\$6,689,006
Aug	\$8,551,226	\$9,133,232	\$9,274,276	Aug	\$7,788,113	\$8,291,239	\$7,265,196
Sept	\$8,580,340	\$9,002,526	\$8,675,524	Sept	\$7,041,370	\$7,154,862	\$6,833,535
Oct	\$8,457,322	\$9,033,416	\$8,779,031	Oct	\$7,079,286	\$7,209,786	\$6,929,706
Nov	\$7,846,673	\$8,203,163	\$8,135,201	Nov	\$6,585,732	\$6,587,339	\$6,438,119
Dec	\$7,179,337	\$7,514,796	\$7,526,827	Dec	\$6,177,889	\$6,044,724	\$6,060,053
Jan	\$7,423,771	\$7,999,976	\$7,680,724	Jan	\$6,318,851	\$6,584,828	\$6,394,249
Feb	\$8,303,933	\$8,483,658	\$8,654,562	Feb	\$7,376,046	\$7,343,150	\$7,576,166
Mar	\$9,387,100	\$9,298,764	\$9,236,129	Mar	\$8,574,434	\$8,229,228	\$8,286,312
Apr	\$9,292,233	\$9,203,868		Apr	\$8,582,710	\$8,328,525	
May	\$8,608,413	\$8,802,169		May	\$7,970,364	\$8,263,847	
June	\$6,781,664	\$7,170,942		June	\$6,744,776	\$7,140,670	

Month Ending Cash Balance Comparisons

