

MONTHLY FINANCIAL REPORTS

Northwestern Local
School District

February 2019

Monthly Financial Report

Table of Contents

Cash Reconciliation	1
Investment Report	2
Cash Position Statement	5
Monthly Check Register	14
Monthly Revenue/Expend Summary	18
Monthly Revenue/Expenditures	19
Year to Date Revenue/Expenditures	20
Month End Cash Balances	21

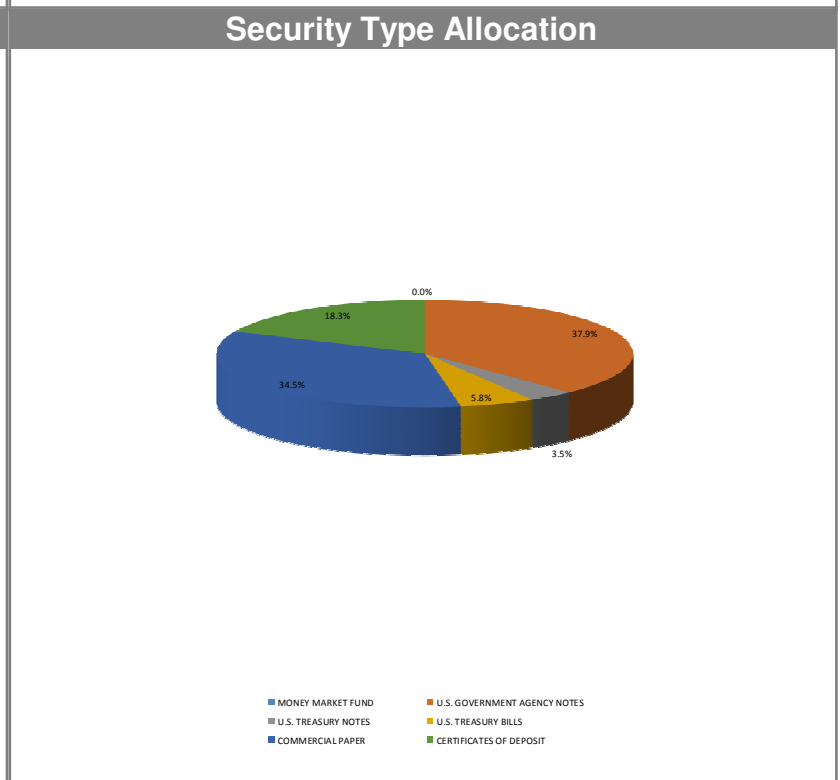
NORTHWESTERN LOCAL SCHOOL DISTRICT
Cash Reconciliation Report
February 28, 2019

Bank Accounts

STAR Ohio		\$	159,474.17	
Scholarship Account			5,601.03	
Security - Checking			30,093.00	
Security - ICS Sweep			126,837.45	
Security ICS Account			2,630,074.93	
Security - Insurance			75,339.94	
Red Tree Investments			6,748,555.08	
Bond Interest			941,394.66	
Security ICS - Construction			640,000.50	
Total Bank Balances				\$ 11,357,370.76
 Adjustments				
Outstanding payroll ded city tax (Urbana)			-	
Outstanding P/R ded city taxes			(74.50)	
Outstanding Operating Checks			(41,213.45)	
Net Adjustments				(41,287.95)
 TOTAL ADJUSTED BANK BALANCES				 \$ 11,316,082.81
 FUND BALANCE				 \$ 11,316,082.81
 <i>Interest Earned</i>				
STAR Ohio		\$	311.47	
Scholarship Account			10.94	
Security - ICS Sweep			492.79	
Security - ICS MMA			4,066.14	
Security - Insurance			134.47	
Red Tree Investments			12,584.25	
Bond Interest Account			1,680.78	
Security ICS - Construction			1,143.60	
 TOTAL INTEREST				 \$ 20,424.44

Monthly Investment Summary
Northwestern Local Schools
US Bank Custodian Acct Ending x70779
 February 28, 2019

Monthly Cash Flow Activity		Market Value Summary				
From 01-31-19 through 02-28-19						
Beginning Book Value	6,736,811.01	Security Type	Market Value	Pct. Assets	Avg Yield at Cost	Wght Avg Mat
Contributions	0.00	Money Market Fund				
Withdrawals	0.00	MONEY MARKET FUND	108.94	0.0	2.28	0.00
Prior Month Management Fees	-840.18	Fixed Income				
Realized Gains/Losses	1,055.08	U.S. GOVERNMENT AGENCY NOTES	2,546,312.83	37.8	1.44	1.47
Gross Interest Earnings	11,529.17	U.S. TREASURY BILLS	390,867.60	5.8	2.51	0.91
Ending Book Value	6,748,555.08	U.S. TREASURY NOTES	238,162.56	3.5	2.53	0.49
		Accrued Interest	7,763.44	0.1		
		Commercial Paper				
		COMMERCIAL PAPER	2,320,341.35	34.4	2.74	0.24
		Certificate of Deposit				
		CERTIFICATES OF DEPOSIT	1,228,433.41	18.2	2.41	1.39
		Accrued Interest	4,060.19	0.1		
		TOTAL PORTFOLIO	6,736,050.32	100.0	2.17	0.96


Disclosures:

RedTree's internal accounting system is used as the source of the market value of this account. Although obtained from a source believed to be reliable, we cannot guarantee its accuracy. You should review all account statements provided by the custodian and compare with the statements provided by RedTree.

Portfolio Holdings Report
Northwestern Local Schools
US Bank Custodian Acct Ending x70779
 February 28, 2019

Quantity	Cusip	Security Description	Moody's	S&P	Cost Basis	Market Value	Yield at Cost	Wtd Maturity	Purchase Date
U.S. GOVERNMENT AGENCY NOTES									
615,000	3133EGBK0	Federal Farm Credit Bank 1.300% Due 11-25-19	Aaa	AA+	615,000.00	609,663.64	1.30	0.73	06-15-16
275,000	3136G3J71	Federal Natl Mtg Assoc 1.420% Due 07-27-20	Aaa	AA+	275,000.00	270,114.90	1.42	1.38	07-27-16
400,000	3136G35C5	Federal Natl Mtg Assoc 1.400% Due 08-28-20	Aaa	AA+	400,000.00	392,724.40	1.40	1.47	08-30-16
405,000	3136G4AL7	Federal Natl Mtg Assoc 1.500% Due 09-30-20	Aaa	AA+	405,000.00	398,480.31	1.50	1.55	09-30-16
495,000	3135G0Q97	Federal Natl Mtg Assoc 1.500% Due 10-28-20	Aaa	AA+	495,000.00	486,091.98	1.50	1.62	10-28-16
400,000	3136G34Y8	Federal Natl Mtg Assoc 1.600% Due 08-24-21	Aaa	AA+	400,000.00	389,237.60	1.60	2.42	08-30-16
	Accrued Interest					7,756.92			
					2,590,000.00	2,554,069.75	1.44	1.47	
U.S. TREASURY NOTES									
240,000	912828TN0	US Treasury Note 1.000% Due 08-31-19	Aaa	AA+	238,115.63	238,162.56	2.53	0.49	02-21-19
	Accrued Interest					6.52			
					238,115.63	238,169.08	2.53	0.49	
U.S. TREASURY BILLS									
400,000	912796RY7	US Treasury Bill 0.000% Due 01-30-20	P-1	A-1+	390,834.67	390,867.60	2.51	0.91	02-28-19
CERTIFICATES OF DEPOSIT									
245,000	02587DA73	American Express Nat'l Bank, UT (formerly AmEx Centurion Bank) 2.050% Due 07-22-19			245,000.00	244,555.32	2.05	0.39	07-28-15
245,000	05580ACK8	BMW Bank of North America, UT 2.000% Due 07-24-19			244,142.50	244,548.46	2.09	0.40	07-27-15
247,000	14042RAL5	Capital One, NA, Mclean, VA 2.000% Due 09-30-19			247,000.00	246,509.21	2.00	0.57	09-30-15
246,000	02007GHF3	Ally Bank, UT 2.900% Due 01-31-22			245,569.50	246,418.45	2.96	2.77	01-31-19
246,000	17312Q2P3	Citibank NA, SD 2.900% Due 02-07-22			245,754.00	246,401.96	2.94	2.79	02-07-19
	Accrued Interest					4,060.19			
					1,227,466.00	1,232,493.60	2.41	1.39	
COMMERCIAL PAPER									
300,000	63873KQT7	Natixis NY 0.000% Due 03-27-19	P-1	A-1	296,175.00	299,472.00	2.58	0.07	09-28-18
185,000	22533UQV8	Credit Agricole NY 0.000% Due 03-29-19	P-1	A-1	183,336.64	184,648.50	2.74	0.08	11-30-18
300,000	09659CRV2	BNP Paribas 0.000% Due 04-29-19	P-1	A-1	295,882.25	298,752.00	2.77	0.17	10-30-18
330,000	4497W1SA5	ING US CP 0.000% Due 05-10-19	P-1	A-1	324,898.75	328,350.00	2.69	0.20	10-12-18
335,000	89233HSD7	Toyota Motor Credit 0.000% Due 05-13-19	P-1	A-1+	330,100.63	333,254.65	2.74	0.20	10-30-18
250,000	62479MSV6	MUFG Bank 0.000% Due 05-29-19	P-1	A-1	246,412.50	248,412.50	2.91	0.25	11-30-18
105,000	46640QTC5	JP Morgan 0.000% Due 06-12-19	P-1	A-1	103,220.02	104,225.10	2.97	0.29	11-15-18
230,000	46640QVP3	JP Morgan 0.000% Due 08-23-19	P-1	A-1	226,609.80	227,060.60	2.72	0.48	02-06-19

Disclosures:

RedTree's internal accounting system is used as the source of the market value of this account. Although obtained from a source believed to be reliable, we cannot guarantee its accuracy. You should review all account statements provided by the custodian and compare with the statements provided by RedTree.

Questions? Call 888.596.2293 or email info@redtreeinv.com

Portfolio Holdings Report
Northwestern Local Schools
US Bank Custodian Acct Ending x70779
 February 28, 2019

Quantity	Cusip	Security Description	Moody's	S&P	Cost Basis	Market Value	Yield at Cost	Wtd Maturity	Purchase Date
300,000	78009BVP4	Royal Bank of Canada (RBC) 0.000% Due 08-23-19	P-1	A-1+	295,394.25	296,166.00	2.71	0.48	01-28-19
					2,302,029.84	2,320,341.35	2.74	0.24	
MONEY MARKET FUND									
	USBMMF	First American Treasury Obligations Fund			108.94	108.94	2.28		
TOTAL PORTFOLIO					6,748,555.08	6,736,050.32	2.17	0.96	

Disclosures:

RedTree's internal accounting system is used as the source of the market value of this account. Although obtained from a source believed to be reliable, we cannot guarantee its accuracy. You should review all account statements provided by the custodian and compare with the statements provided by RedTree.

Questions? Call 888.596.2293 or email info@redtreeinv.com

SUNGARD K-12
 DATE: 03/01/2019
 TIME: 15:53:13
 SELECTION CRITERIA: ALL

NORTHWESTERN LOCAL SD
 OH CASH POSITION REPORT

PAGE NUMBER: 1
 CASHPOSNEOH

ACCOUNTING PERIOD: 8/19

FUND SCC	DESCRIPTION	MTD RECEIPTS	FYTD RECEIPTS	MTD EXPENDITURES	FYTD EXPENDITURES	CURRENT FUND BALANCE	CURRENT ENCUMBRANCE	UNENCUMBERED FUND BALANCE
001 0000	GENERAL FUND							
	6,909,767.15	2,410,860.81	12,901,280.53	1,437,949.00	11,432,364.27	8,378,683.41	1,076,744.62	7,301,938.79
001 9000	GEN FUND BUDGET RESERVE							
	201,431.48	0.00	0.00	0.00	0.00	201,431.48	0.00	201,431.48
001 9002	RESALE SUPPLIES - ELEM							
	36,218.11	812.73	31,512.58	146.97	11,808.44	55,922.25	759.47	55,162.78
001 9004	RESALE SUPPLIES - JR/SR							
	23,525.89	1,124.52	23,485.52	864.69	28,487.28	18,524.13	891.57	17,632.56
TOTAL FOR Fund 001:								
	7,170,942.63	2,412,798.06	12,956,278.63	1,438,960.66	11,472,659.99	8,654,561.27	1,078,395.66	7,576,165.61
002 9010	BOND RETIREMENT							
	1,405,220.85	1,680.78	1,305,820.51	0.00	2,026,564.20	684,477.16	809,743.75	-125,266.59
TOTAL FOR Fund 002:								
	1,405,220.85	1,680.78	1,305,820.51	0.00	2,026,564.20	684,477.16	809,743.75	-125,266.59
003 0000	PERMANENT IMPROVEMENT							
	164,240.29	49,000.00	198,649.38	0.00	540,404.55	-177,514.88	40,665.00	-218,179.88
TOTAL FOR Fund 003:								
	164,240.29	49,000.00	198,649.38	0.00	540,404.55	-177,514.88	40,665.00	-218,179.88
004 9016	LFI - POST CONSTRUCTION							
	1,996,880.46	1,143.60	11,806.67	0.00	1,773,706.63	234,980.50	2,600.62	232,379.88
004 9264	LFI - HB 264							
	405,020.00	0.00	0.00	0.00	0.00	405,020.00	0.00	405,020.00
TOTAL FOR Fund 004:								
	2,401,900.46	1,143.60	11,806.67	0.00	1,773,706.63	640,000.50	2,600.62	637,399.88
006 0000	FOOD SERVICE							
	264,685.02	50,566.60	345,646.93	54,857.34	345,238.99	265,092.96	32,199.13	232,893.83
TOTAL FOR Fund 006:								
	264,685.02	50,566.60	345,646.93	54,857.34	345,238.99	265,092.96	32,199.13	232,893.83
008 9300	CLASS OF 93 - SCHOLARSHIP							

SUNGARD K-12
 DATE: 03/01/2019
 TIME: 15:53:13
 SELECTION CRITERIA: ALL

NORTHWESTERN LOCAL SD
 OH CASH POSITION REPORT

PAGE NUMBER: 2
 CASHPOSNEOH

ACCOUNTING PERIOD: 8/19

FUND SCC	DESCRIPTION BEGIN BALANCE	MTD RECEIPTS	FYTD RECEIPTS	MTD EXPENDITURES	FYTD EXPENDITURES	CURRENT FUND BALANCE	CURRENT ENCUMBRANCE	UNENCUMBERED FUND BALANCE
	5,493.74	10.94	84.35	0.00	0.00	5,578.09	0.00	5,578.09

TOTAL FOR Fund 008:	5,493.74	10.94	84.35	0.00	0.00	5,578.09	0.00	5,578.09
018 9002	ELEMENTARY PRINCIPAL FUND 61,809.30	7.00	19,708.86	885.28	6,198.32	75,319.84	1,758.58	73,561.26
018 9004	HIGH SCHOOL PRINCIPAL FUN 9,059.09	144.41	3,346.79	364.24	3,146.87	9,259.01	1,740.91	7,518.10
018 9100	DISTRICT WELLNESS 2,329.38	0.00	0.00	0.00	0.00	2,329.38	750.00	1,579.38
018 9101	PEPSI SCHOLARSHIP 7,630.00	0.00	0.00	0.00	0.00	7,630.00	0.00	7,630.00
018 9165	CLASS 65 ENRICH REVENUE 3,850.00	0.00	0.00	875.00	1,926.08	1,923.92	0.00	1,923.92
018 9202	ELEM PRIN FUND - IN/OUT 0.00	989.75	9,743.84	408.00	8,814.64	929.20	1,230.00	-300.80
018 9203	EL PRIN FUND - STAFF INCN 0.00	0.00	1,829.56	196.42	2,409.64	-580.08	0.00	-580.08
018 9401	HS PRIN FUND - RENAISSANC 885.91	0.00	167.11	0.00	15.35	1,037.67	0.00	1,037.67
018 9402	HS PRIN FUND - IN/OUT 0.00	0.00	330.00	317.00	317.00	13.00	0.00	13.00
018 9403	HS PRIN FUND - STAFF INCE 0.00	114.40	1,687.30	0.00	138.00	1,549.30	300.00	1,249.30
018 9408	HS PRIN FUND - EIGHTH GRA 0.00	0.00	61,845.00	0.00	62,634.23	-789.23	6,650.00	-7,439.23
018 9409	PRINCIPAL FUND CLASS 1959 1,064.00	0.00	0.00	0.00	0.00	1,064.00	0.00	1,064.00

TOTAL FOR Fund 018:	86,627.68	1,255.56	98,658.46	3,045.94	85,600.13	99,686.01	12,429.49	87,256.52
020 9000	LATCHKEY - AM 55,587.06	0.00	9,942.34	1,927.10	14,735.11	50,794.29	4,869.70	45,924.59
020 9100	LATCHKEY PROGRAM - PM 75,756.00	4,229.89	22,310.73	2,239.45	15,826.53	82,240.20	5,777.75	76,462.45

SUNGARD K-12
 DATE: 03/01/2019
 TIME: 15:53:13
 SELECTION CRITERIA: ALL

NORTHWESTERN LOCAL SD
 OH CASH POSITION REPORT

PAGE NUMBER: 3
 CASHPOSNEOH

ACCOUNTING PERIOD: 8/19

FUND SCC	DESCRIPTION BEGIN BALANCE	MTD RECEIPTS	FYTD RECEIPTS	MTD EXPENDITURES	FYTD EXPENDITURES	CURRENT FUND BALANCE	CURRENT ENCUMBRANCE	UNENCUMBERED FUND BALANCE

TOTAL FOR	Fund 020: 131,343.06	4,229.89	32,253.07	4,166.55	30,561.64	133,034.49	10,647.45	122,387.04
022 9001	AGENCY FUND - OHSAA TOURN 0.00	0.00	2,346.00	0.00	1,796.00	550.00	0.00	550.00
022 9201	ESCROW - MEDICAL INS 1,349.64	156,953.36	1,207,687.73	155,677.18	1,208,567.54	469.83	0.00	469.83
022 9202	ESCROW - LIFE INS -7.32	790.91	6,274.95	794.79	6,286.07	-18.44	0.00	-18.44
022 9203	ESCROW - DENTAL INS -21.19	12,207.96	83,284.87	12,027.66	84,615.03	-1,351.35	0.00	-1,351.35
022 9204	ESCROW - VISION INS 67.19	3,214.56	24,640.82	3,214.56	24,666.97	41.04	0.00	41.04
022 9400	SERS EMPLOYER ESCROW 35,289.41	28,891.02	235,210.27	30,538.00	274,195.63	-3,695.95	0.00	-3,695.95
022 9450	STRS EMPLOYER ESCROW 7,457.49	88,613.89	701,941.09	89,070.00	726,324.00	-16,925.42	0.00	-16,925.42
022 9600	WORKERS COMP ESCROW 65,678.52	3,326.19	27,809.51	5,083.00	56,594.00	36,894.03	0.00	36,894.03

TOTAL FOR	Fund 022: 109,813.74	293,997.89	2,289,195.24	296,405.19	2,383,045.24	15,963.74	0.00	15,963.74

024 0000	INSURANCE RESERVE FUND 71,474.50	0.00	0.00	0.00	0.00	71,474.50	0.00	71,474.50

TOTAL FOR	Fund 024: 71,474.50	0.00	0.00	0.00	0.00	71,474.50	0.00	71,474.50

034 0000	CLASSROOM FACILITIES MAIN 830,628.64	0.00	0.00	1,236.57	13,776.28	816,852.36	30,190.28	786,662.08

TOTAL FOR	Fund 034: 830,628.64	0.00	0.00	1,236.57	13,776.28	816,852.36	30,190.28	786,662.08

200 9111	ART CLUB 170.51	0.00	1,885.00	11.99	899.12	1,156.39	0.00	1,156.39

SUNGARD K-12
 DATE: 03/01/2019
 TIME: 15:53:13
 SELECTION CRITERIA: ALL

NORTHWESTERN LOCAL SD
 OH CASH POSITION REPORT

PAGE NUMBER: 4
 CASHPOSNEOH

ACCOUNTING PERIOD: 8/19

FUND	SCC	DESCRIPTION BEGIN BALANCE	MTD RECEIPTS	FYTD RECEIPTS	MTD EXPENDITURES	FYTD EXPENDITURES	CURRENT FUND BALANCE	CURRENT ENCUMBRANCE	UNENCUMBERED FUND BALANCE
200	9114	POWER OF THE PEN 1,622.08	0.00	0.00	0.00	0.00	1,622.08	0.00	1,622.08
200	9123	LATIN CLUB 104.91	0.00	468.00	0.00	562.00	10.91	0.00	10.91
200	9130	DRAMA/MUSICAL 10,787.94	1,274.00	1,379.00	2,810.03	3,210.03	8,956.91	1,729.55	7,227.36
200	9137	CHOIR ACTIVITY 7,222.82	0.00	13,912.80	3,415.34	13,490.10	7,645.52	338.00	7,307.52
200	9230	SPANISH CLUB 687.69	0.00	0.00	0.00	0.00	687.69	0.00	687.69
200	9323	FCCLA 1,678.10	188.00	228.00	63.00	63.00	1,843.10	350.00	1,493.10
200	9330	FFA 9,439.81	284.00	26,198.59	232.86	20,369.39	15,269.01	2,691.00	12,578.01
200	9600	CLASS OF 2020 839.44	24.00	283.00	0.72	156.60	965.84	1,223.33	-257.49
200	9601	CLASS OF 2021 268.40	32.00	302.00	0.00	90.65	479.75	123.08	356.67
200	9602	CLASS OF 2022 0.00	45.00	462.00	5.11	267.76	194.24	14.46	179.78
200	9605	CLASS OF 2015 158.00	0.00	-158.00	0.00	0.00	0.00	0.00	0.00
200	9606	CLASS OF 2016 328.75	16.00	-312.75	0.00	0.00	16.00	0.00	16.00
200	9607	CLASS OF 2017 709.70	0.00	-709.70	0.00	0.00	0.00	0.00	0.00
200	9609	CLASS OF 2019 4,109.20	28.00	1,156.00	513.02	1,114.05	4,151.15	1,025.37	3,125.78
200	9610	STUDENT COUNCIL - HS 2,986.77	0.00	6,605.00	0.00	4,572.64	5,019.13	400.00	4,619.13
200	9632	STUDENTS AGAINST DESTRUCT 1,787.07	0.00	141.00	19.98	98.41	1,829.66	1,517.08	312.58
200	9656	STUDENT COUNCIL - 5/6 1,708.19	87.66	87.66	0.00	214.02	1,581.83	10.97	1,570.86
200	9678	STUDENT COUNCIL - 7/8							

SUNGARD K-12
 DATE: 03/01/2019
 TIME: 15:53:13
 SELECTION CRITERIA: ALL

NORTHWESTERN LOCAL SD
 OH CASH POSITION REPORT

PAGE NUMBER: 5
 CASHPOSNEOH

ACCOUNTING PERIOD: 8/19

FUND SCC	DESCRIPTION BEGIN BALANCE	MTD RECEIPTS	FYTD RECEIPTS	MTD EXPENDITURES	FYTD EXPENDITURES	CURRENT FUND BALANCE	CURRENT ENCUMBRANCE	UNENCUMBERED FUND BALANCE
	1,684.95	0.00	0.00	0.00	0.00	1,684.95	0.00	1,684.95
200 9681	YEARBOOK -1,146.28	0.00	8,467.96	0.00	7,999.76	-678.08	0.00	-678.08
200 9710	NATIONAL HONOR SOCIETY 2,362.31	564.00	1,800.10	0.00	1,277.09	2,885.32	0.00	2,885.32

TOTAL FOR Fund 200:	47,510.36	2,542.66	62,195.66	7,072.05	54,384.62	55,321.40	9,422.84	45,898.56

300 0000	GENERAL ATHLETIC FUNDS 41,236.38	9,767.44	100,959.67	4,570.18	82,331.34	59,864.71	30,379.13	29,485.58
300 9501	BASEBALL FUNDRAISER 8,866.31	7,000.00	7,000.00	4,462.74	4,462.74	11,403.57	8,898.40	2,505.17
300 9502	BASKETBALL FUNDRAISER - B 2,931.39	0.00	-2,931.39	0.00	0.00	0.00	0.00	0.00
300 9504	FOOTBALL FUNDRAISER 4,320.16	0.00	1,610.00	0.00	0.00	5,930.16	0.00	5,930.16
300 9506	CROSS COUNTRY FUNDRAISER 10,827.88	0.00	0.00	0.00	4,249.26	6,578.62	0.00	6,578.62
300 9508	TRACK FUNDRAISER 1,766.33	0.00	0.00	0.00	0.00	1,766.33	0.00	1,766.33
300 9509	WRESTLING FUNDRAISER 130.36	0.00	985.30	0.00	720.00	395.66	0.00	395.66
300 9510	BOWLING FUNDRAISER 1,038.52	375.00	1,615.00	652.05	1,947.05	706.47	360.00	346.47
300 9511	BASKETBALL FUNDRAISER - G 1,669.21	0.00	0.00	0.00	0.00	1,669.21	0.00	1,669.21
300 9512	VOLLEYBALL FUNDRAISER - H 5,737.67	0.00	4,755.80	0.00	3,942.80	6,550.67	0.00	6,550.67
300 9513	SOFTBALL FUNDRAISER 2,070.22	0.00	0.00	0.00	0.00	2,070.22	0.00	2,070.22
300 9516	TENNIS FUNDRAISER - GIRLS 2,430.63	0.00	2,013.00	0.00	756.00	3,687.63	0.00	3,687.63
300 9521	GOLF FUNDRAISER 1,923.00	0.00	2,680.00	0.00	3,353.00	1,250.00	0.00	1,250.00
300 9522	SOCCER FUNDRAISER - GIRLS							

SUNGARD K-12
 DATE: 03/01/2019
 TIME: 15:53:13
 SELECTION CRITERIA: ALL

NORTHWESTERN LOCAL SD
 OH CASH POSITION REPORT

PAGE NUMBER: 6
 CASHPOSNEOH

ACCOUNTING PERIOD: 8/19

FUND SCC	DESCRIPTION BEGIN BALANCE	MTD RECEIPTS	FYTD RECEIPTS	MTD EXPENDITURES	FYTD EXPENDITURES	CURRENT FUND BALANCE	CURRENT ENCUMBRANCE	UNENCUMBERED FUND BALANCE
	1,259.77	0.00	0.00	0.00	0.00	1,259.77	0.00	1,259.77
300 9523	SOCCER FUNDRAISER - BOYS 3,455.39	0.00	4,192.00	0.00	2,536.05	5,111.34	249.88	4,861.46
300 9524	CHEERLEADERS FUNDRAISER - 1,208.37	0.00	0.00	0.00	0.00	1,208.37	0.00	1,208.37
300 9525	SWIMMING FUNDRAISER 0.00	0.00	92.17	0.00	0.00	92.17	0.00	92.17
300 9526	BOYS TENNIS FUNDRAISER 1,372.70	0.00	0.00	0.00	0.00	1,372.70	0.00	1,372.70
300 9804	BAND FEES 5,707.53	70.00	2,092.00	28.23	1,479.70	6,319.83	800.99	5,518.84

TOTAL FOR Fund 300:	97,951.82	17,212.44	125,063.55	9,713.20	105,777.94	117,237.43	40,688.40	76,549.03
451 9019	ONE NET FY19 0.00	0.00	1,800.00	0.00	2,676.60	-876.60	923.40	-1,800.00

TOTAL FOR Fund 451:	0.00	0.00	1,800.00	0.00	2,676.60	-876.60	923.40	-1,800.00
499 9018	SECONDARY TRANSITION ENHA 0.00	0.00	815.00	0.00	815.00	0.00	0.00	0.00

TOTAL FOR Fund 499:	0.00	0.00	815.00	0.00	815.00	0.00	0.00	0.00
516 9019	IDEA PART B FY 2019 0.00	0.00	108,926.22	36,308.74	145,234.96	-36,308.74	0.00	-36,308.74

TOTAL FOR Fund 516:	0.00	0.00	108,926.22	36,308.74	145,234.96	-36,308.74	0.00	-36,308.74
572 9019	TITLE I FY 2019 0.00	0.00	131,547.55	22,729.76	154,277.31	-22,729.76	0.00	-22,729.76

TOTAL FOR Fund 572:	0.00	0.00	131,547.55	22,729.76	154,277.31	-22,729.76	0.00	-22,729.76

SUNGARD K-12
 DATE: 03/01/2019
 TIME: 15:53:13
 SELECTION CRITERIA: ALL

NORTHWESTERN LOCAL SD
 OH CASH POSITION REPORT

PAGE NUMBER: 7
 CASHPOSNEOH

ACCOUNTING PERIOD: 8/19

FUND SCC	DESCRIPTION BEGIN BALANCE	MTD RECEIPTS	FYTD RECEIPTS	MTD EXPENDITURES	FYTD EXPENDITURES	CURRENT FUND BALANCE	CURRENT ENCUMBRANCE	UNENCUMBERED FUND BALANCE	
587 9019	ECSE PRESCHOOL FY 2019 0.00	0.00	6,487.65	1,441.70	7,929.35	-1,441.70	2,275.51	-3,717.21	
-----		-----	-----	-----	-----	-----	-----	-----	
TOTAL FOR Fund 587:		0.00	6,487.65	1,441.70	7,929.35	-1,441.70	2,275.51	-3,717.21	
590 9019	TITLE IIA FY 2019 0.00	0.00	22,575.14	4,325.42	26,900.56	-4,325.42	0.00	-4,325.42	
-----		-----	-----	-----	-----	-----	-----	-----	
TOTAL FOR Fund 590:		0.00	22,575.14	4,325.42	26,900.56	-4,325.42	0.00	-4,325.42	
599 9019	TITLE IVA - FY 2019 0.00	0.00	3,835.53	0.00	3,835.53	0.00	953.55	-953.55	
-----		-----	-----	-----	-----	-----	-----	-----	
TOTAL FOR Fund 599:		0.00	3,835.53	0.00	3,835.53	0.00	953.55	-953.55	
-----		-----	-----	-----	-----	-----	-----	-----	
GRAND TOTALS:		12,787,832.79	2,834,438.42	17,701,639.54	1,880,263.12	19,173,389.52	11,316,082.81	2,071,135.08	9,244,947.73

SUNGARD K-12
 DATE: 03/01/2019
 TIME: 15:53:13
 SELECTION CRITERIA: ALL

NORTHWESTERN LOCAL SD
 OH CASH POSITION REPORT

PAGE NUMBER: 8
 CASHPOSNEOH

ACCOUNTING PERIOD: 8/19

FUND SCC	DESCRIPTION BEGIN BALANCE	MTD RECEIPTS	FYTD RECEIPTS	MTD EXPENDITURES	FYTD EXPENDITURES	CURRENT FUND BALANCE	CURRENT ENCUMBRANCE	UNENCUMBERED FUND BALANCE
001	7,170,942.63	2,412,798.06	12,956,278.63	1,438,960.66	11,472,659.99	8,654,561.27	1,078,395.66	7,576,165.61
002	1,405,220.85	1,680.78	1,305,820.51	0.00	2,026,564.20	684,477.16	809,743.75	-125,266.59
003	164,240.29	49,000.00	198,649.38	0.00	540,404.55	-177,514.88	40,665.00	-218,179.88
004	2,401,900.46	1,143.60	11,806.67	0.00	1,773,706.63	640,000.50	2,600.62	637,399.88
006	264,685.02	50,566.60	345,646.93	54,857.34	345,238.99	265,092.96	32,199.13	232,893.83
008	5,493.74	10.94	84.35	0.00	0.00	5,578.09	0.00	5,578.09
018	86,627.68	1,255.56	98,658.46	3,045.94	85,600.13	99,686.01	12,429.49	87,256.52
020	131,343.06	4,229.89	32,253.07	4,166.55	30,561.64	133,034.49	10,647.45	122,387.04
022	109,813.74	293,997.89	2,289,195.24	296,405.19	2,383,045.24	15,963.74	0.00	15,963.74
024	71,474.50	0.00	0.00	0.00	0.00	71,474.50	0.00	71,474.50
034	830,628.64	0.00	0.00	1,236.57	13,776.28	816,852.36	30,190.28	786,662.08
200	47,510.36	2,542.66	62,195.66	7,072.05	54,384.62	55,321.40	9,422.84	45,898.56
300	97,951.82	17,212.44	125,063.55	9,713.20	105,777.94	117,237.43	40,688.40	76,549.03
451	0.00	0.00	1,800.00	0.00	2,676.60	-876.60	923.40	-1,800.00

SUNGARD K-12
 DATE: 03/01/2019
 TIME: 15:53:13
 SELECTION CRITERIA: ALL

NORTHWESTERN LOCAL SD
 OH CASH POSITION REPORT

PAGE NUMBER: 9
 CASHPOSNEOH

ACCOUNTING PERIOD: 8/19

FUND SCC	DESCRIPTION BEGIN BALANCE	MTD RECEIPTS	FYTD RECEIPTS	MTD EXPENDITURES	FYTD EXPENDITURES	CURRENT FUND BALANCE	CURRENT ENCUMBRANCE	UNENCUMBERED FUND BALANCE
499	0.00	0.00	815.00	0.00	815.00	0.00	0.00	0.00
516	0.00	0.00	108,926.22	36,308.74	145,234.96	-36,308.74	0.00	-36,308.74
572	0.00	0.00	131,547.55	22,729.76	154,277.31	-22,729.76	0.00	-22,729.76
587	0.00	0.00	6,487.65	1,441.70	7,929.35	-1,441.70	2,275.51	-3,717.21
590	0.00	0.00	22,575.14	4,325.42	26,900.56	-4,325.42	0.00	-4,325.42
599	0.00	0.00	3,835.53	0.00	3,835.53	0.00	953.55	-953.55
GRAND TOTALS:	12,787,832.79	2,834,438.42	17,701,639.54	1,880,263.12	19,173,389.52	11,316,082.81	2,071,135.08	9,244,947.73

SUNGARD K-12
DATE: 03/01/2019
TIME: 12:11:29

NORTHWESTERN LOCAL SD
CHECK REGISTER INCLUDING SYSTEM VOIDS

PAGE NUMBER: 1
ACCTPA21
ACCOUNTING PERIOD: 8/19

SELECTION CRITERIA: chkstat.rundate between '20190201 00:00:00.000' and '20190228 00:00:00.000'

DISTRIBUTION FUND: 0010000

CHECK NUMBER	ISSUE DATE	VENDOR	STATUS	TOTAL	DESCRIPTION
12746	02/07/2019	CLARK SCHAEFER HACKETT	R	7250.00	ACCOUNTS PAYABLE CHECK
12747	02/07/2019	COLUMBIA GAS OF OHIO	R	701.56	ACCOUNTS PAYABLE CHECK
12748	02/07/2019	DE LAGE LANDEN FINANCIAL SERV INC	R	3136.00	ACCOUNTS PAYABLE CHECK
12749	02/07/2019	FRIENDS SERVICE COMPANY INC.	R	79.23	ACCOUNTS PAYABLE CHECK
12750	02/07/2019	ANDREW GLEASON	R	87.00	ACCOUNTS PAYABLE CHECK
12751	02/07/2019	GORDON FOODS	R	3755.29	ACCOUNTS PAYABLE CHECK
12752	02/07/2019	DARLENE K GROGG	R	87.00	ACCOUNTS PAYABLE CHECK
12753	02/07/2019	HERSHEY CREAMERY COMPANY	R	260.94	ACCOUNTS PAYABLE CHECK
12754	02/07/2019	KINCAID'S MUSIC & AUDIO	R	26.00	ACCOUNTS PAYABLE CHECK
12755	02/07/2019	KLOSTERMAN BAKERY CO INC	R	220.36	ACCOUNTS PAYABLE CHECK
12756	02/07/2019	LOWES	R	312.43	ACCOUNTS PAYABLE CHECK
12757	02/07/2019	MILLER'S TEXTILE SERVICES	R	649.71	ACCOUNTS PAYABLE CHECK
12758	02/07/2019	MOBILE ED PRODUCTIONS, INC.	R	795.00	ACCOUNTS PAYABLE CHECK
12759	02/07/2019	NATIONAL ART EDUCATION ASSOCIATION	R	311.99	ACCOUNTS PAYABLE CHECK
12760	02/07/2019	PRO SOURCE	R	229.13	ACCOUNTS PAYABLE CHECK
12761	02/07/2019	SCHULER'S BAKERY, INC. - CHARGE	R	85.00	ACCOUNTS PAYABLE CHECK
12762	02/07/2019	SHAWNEE HIGH SCHOOL	R	240.00	ACCOUNTS PAYABLE CHECK
12763	02/07/2019	SMITH FOODS INC.	R	930.99	ACCOUNTS PAYABLE CHECK
12764	02/07/2019	THE PHONICS DANCE	R	110.00	ACCOUNTS PAYABLE CHECK
12765	02/07/2019	TIME WARNER CABLE	R	342.90	ACCOUNTS PAYABLE CHECK
12766	02/07/2019	TUMBL TRAK	R	178.70	ACCOUNTS PAYABLE CHECK
12767	02/07/2019	VALTECH COMMUNICATIONS	R	666.95	ACCOUNTS PAYABLE CHECK
12768	02/07/2019	W R HACKETT	R	1467.88	ACCOUNTS PAYABLE CHECK
12769	02/07/2019	WHITTLE CONSULTING GROUP, LTD	R	125.00	ACCOUNTS PAYABLE CHECK
12770	02/07/2019	WORKS INTERNATIONAL INC	R	1729.00	ACCOUNTS PAYABLE CHECK
12771	02/14/2019	ARMSTRONG FIELD RENOVATIONS	R	1803.62	ACCOUNTS PAYABLE CHECK
12772	02/14/2019	BEAVER-VU BOWL	R	200.00	ACCOUNTS PAYABLE CHECK
12773	02/14/2019	BOB SUMEREL TIRE COMPANY	R	493.00	ACCOUNTS PAYABLE CHECK
12774	02/14/2019	COMPASS MINERALS	R	4717.10	ACCOUNTS PAYABLE CHECK
12775	02/14/2019	COUNTY TREASURER'S EDUCATIONAL FUND	R	100.00	ACCOUNTS PAYABLE CHECK
12776	02/14/2019	EDGE DOCUMENT SOLUTIONS LLC	R	249.00	ACCOUNTS PAYABLE CHECK
12777	02/14/2019	EVENT METAL DETECTORS/SECURITY	R	137.91	ACCOUNTS PAYABLE CHECK
12778	02/14/2019	FARNHAM EQUIPMENT COMPANY	R	246.00	ACCOUNTS PAYABLE CHECK
12779	02/14/2019	FINK MEAT COMPANY, INC	R	652.05	ACCOUNTS PAYABLE CHECK
12780	02/14/2019	FLASHIONS LTD	R	175.00	ACCOUNTS PAYABLE CHECK
12781	02/14/2019	FRIENDS SERVICE COMPANY INC.	R	16.99	ACCOUNTS PAYABLE CHECK
12782	02/14/2019	GORDON FOODS	R	9192.95	ACCOUNTS PAYABLE CHECK
12783	02/14/2019	JOHNSON CONTROLS INC	R	846.64	ACCOUNTS PAYABLE CHECK
12784	02/14/2019	KROGER	R	78.28	ACCOUNTS PAYABLE CHECK
12785	02/14/2019	MAINE'S TOWING & RECOVERY SERVICE	R	315.00	ACCOUNTS PAYABLE CHECK
12786	02/14/2019	MARION HARDING HS ATHLETIC DEPT.	R	300.00	ACCOUNTS PAYABLE CHECK
12787	02/14/2019	MEGA CITY TRUCK & AUTO	R	1332.41	ACCOUNTS PAYABLE CHECK
12788	02/14/2019	MILLER'S TEXTILE SERVICES	R	173.91	ACCOUNTS PAYABLE CHECK
12789	02/14/2019	NAPA AUTO PARTS	R	336.29	ACCOUNTS PAYABLE CHECK
12790	02/14/2019	NCS PEARSON, INC.	R	695.00	ACCOUNTS PAYABLE CHECK
12791	02/14/2019	OASSA	R	100.00	ACCOUNTS PAYABLE CHECK
12792	02/14/2019	OHIO VALLEY SURGICAL HOSPITAL	R	3333.34	ACCOUNTS PAYABLE CHECK
12793	02/14/2019	PSAT/NMSQT	R	317.00	ACCOUNTS PAYABLE CHECK
12794	02/14/2019	RD HOLDER OIL CO INC	R	15360.33	ACCOUNTS PAYABLE CHECK
12795	02/14/2019	RONALD MCDONALD HOUSE OF DAYTO	R	63.00	ACCOUNTS PAYABLE CHECK
12796	02/14/2019	RUSH TRUCK CENTERS OF OHIO INC	R	1687.24	ACCOUNTS PAYABLE CHECK
12797	02/14/2019	SCOTT SCRIVEN LLP	R	507.50	ACCOUNTS PAYABLE CHECK
12798	02/14/2019	SMITH FOODS INC.	R	1267.99	ACCOUNTS PAYABLE CHECK

SUNGARD K-12
DATE: 03/01/2019
TIME: 12:11:29

NORTHWESTERN LOCAL SD
CHECK REGISTER INCLUDING SYSTEM VOIDS

PAGE NUMBER: 2
ACCTPA21
ACCOUNTING PERIOD: 8/19

SELECTION CRITERIA: chkstat.rundate between '20190201 00:00:00.000' and '20190228 00:00:00.000'

12799	02/14/2019	SPHAR ORGAN SERVICE	R	513.02	ACCOUNTS PAYABLE CHECK
12800	02/14/2019	SPRINGFIELD ARTS COUNCIL	R	575.00	ACCOUNTS PAYABLE CHECK
12801	02/14/2019	SWEETWATER SOUNDS, INC	R	269.99	ACCOUNTS PAYABLE CHECK
12802	02/14/2019	TIFCO INDUSTRIES INC.	R	103.28	ACCOUNTS PAYABLE CHECK
12803	02/14/2019	TRANSFINDER CORPORATION	R	1200.00	ACCOUNTS PAYABLE CHECK
12804	02/14/2019	UNITY SCHOOL BUS PARTS INC	R	312.21	ACCOUNTS PAYABLE CHECK
12805	02/14/2019	W R HACKETT	R	2587.93	ACCOUNTS PAYABLE CHECK
12806	02/14/2019	WESTERN OHIO COMPUTER ORGANIZATION	R	73.31	ACCOUNTS PAYABLE CHECK
12807	02/14/2019	ZIEGLER TIRE & SUPPLY CO.	R	2580.00	ACCOUNTS PAYABLE CHECK
12808	02/20/2019	CLARK COUNTY MUNICIPAL COURT	R	310.36	ACCOUNTS PAYABLE CHECK
12809	02/15/2019	PENNSYLVANIA HOUSE	R	135.00	ACCOUNTS PAYABLE CHECK
12810	02/15/2019	PENNSYLVANIA HOUSE	R	141.00	ACCOUNTS PAYABLE CHECK
12811	02/15/2019	PENNSYLVANIA HOUSE	R	132.00	ACCOUNTS PAYABLE CHECK
12812	02/21/2019	ABOVE ALL GLASS	R	480.00	ACCOUNTS PAYABLE CHECK
12813	02/21/2019	COLUMBIA GAS OF OHIO	R	755.51	ACCOUNTS PAYABLE CHECK
12814	02/21/2019	CORE SOURCE - DENTAL	R	12063.22	ACCOUNTS PAYABLE CHECK
12815	02/21/2019	EZPAY - INFORM DESIGN INC	R	970.84	ACCOUNTS PAYABLE CHECK
12816	02/21/2019	RON FADER	R	87.00	ACCOUNTS PAYABLE CHECK
12817	02/21/2019	FLINN SCIENTIFIC INC	R	58.95	ACCOUNTS PAYABLE CHECK
12818	02/21/2019	FRIENDS SERVICE COMPANY INC.	R	9.68	ACCOUNTS PAYABLE CHECK
12819	02/21/2019	GEER GAS	R	25.40	ACCOUNTS PAYABLE CHECK
12820	02/21/2019	ANDREW GLEASON	R	87.00	ACCOUNTS PAYABLE CHECK
12821	02/21/2019	GORDON FOODS	R	4356.63	ACCOUNTS PAYABLE CHECK
12822	02/21/2019	DARLENE K GROGG	R	87.00	ACCOUNTS PAYABLE CHECK
12823	02/21/2019	HEALTHCARE BILLING SERVICE INC	R	2245.86	ACCOUNTS PAYABLE CHECK
12824	02/21/2019	HOLMES MARKETING SERVICES	R	601.50	ACCOUNTS PAYABLE CHECK
12825	02/21/2019	KLOSTERMAN BAKERY CO INC	R	173.40	ACCOUNTS PAYABLE CHECK
12826	02/21/2019	LANE ALTON HORST LLC	R	141.00	ACCOUNTS PAYABLE CHECK
12827	02/21/2019	NAPA AUTO PARTS	R	83.40	ACCOUNTS PAYABLE CHECK
12828	02/21/2019	NATIONAL TRAIL PARKS & RECREATION	R	50.00	ACCOUNTS PAYABLE CHECK
12829	02/21/2019	NWES PTO	R	12.00	ACCOUNTS PAYABLE CHECK
12830	02/21/2019	OHIO EDISON COMPANY	R	25533.37	ACCOUNTS PAYABLE CHECK
12831	02/21/2019	PEPSI-COLA COMPANY	R	433.43	ACCOUNTS PAYABLE CHECK
12832	02/21/2019	RIVAR'S	R	3415.34	ACCOUNTS PAYABLE CHECK
12833	02/21/2019	RUSH TRUCK CENTERS OF OHIO, INC.	R	87344.00	ACCOUNTS PAYABLE CHECK
12834	02/21/2019	SMITH FOODS INC.	R	358.34	ACCOUNTS PAYABLE CHECK
12835	02/21/2019	TRAINING SERVICES INTERNATIONAL	R	199.00	ACCOUNTS PAYABLE CHECK
12836	02/21/2019	TREASURER OF STATE OF OHIO	R	123.00	ACCOUNTS PAYABLE CHECK
12837	02/21/2019	VICTORY LANES	R	2880.00	ACCOUNTS PAYABLE CHECK
12838	02/21/2019	W R HACKETT	R	1575.91	ACCOUNTS PAYABLE CHECK
12839	02/26/2019	CCCHD	R	398.62	ACCOUNTS PAYABLE CHECK
12840	02/26/2019	SPEEDWAY SUPERAMERICA LLC	R	234.85	ACCOUNTS PAYABLE CHECK
12841	02/28/2019	ACE TRANSFER COMPANY, INC.	R	720.65	ACCOUNTS PAYABLE CHECK
12842	02/28/2019	BRENDA KAFFENBARGER	R	257.39	ACCOUNTS PAYABLE CHECK
12843	02/28/2019	COMPANAGEMENT INC	R	1085.00	ACCOUNTS PAYABLE CHECK
12844	02/28/2019	CRT	R	1562.00	ACCOUNTS PAYABLE CHECK
12845	02/28/2019	DIRECT ENERGY BUSINESS	R	685.72	ACCOUNTS PAYABLE CHECK
12846	02/28/2019	NATIONAL FFA ORGANIZATION	R	148.00	ACCOUNTS PAYABLE CHECK
12847	02/28/2019	GORDON FOODS	R	3891.93	ACCOUNTS PAYABLE CHECK
12848	02/28/2019	HERSHEY CREAMERY COMPANY	R	164.16	ACCOUNTS PAYABLE CHECK
12849	02/28/2019	MADER ELECTRIC	R	41.57	ACCOUNTS PAYABLE CHECK
12850	02/28/2019	MID-AMERICA SALES ASSOCIATES, INC	R	2484.12	ACCOUNTS PAYABLE CHECK
12851	02/28/2019	MILLER'S TEXTILE SERVICES	R	323.88	ACCOUNTS PAYABLE CHECK
12852	02/28/2019	NORTH HAMPTON VILLAGE	R	768.35	ACCOUNTS PAYABLE CHECK
12853	02/28/2019	OASBO	R	900.00	ACCOUNTS PAYABLE CHECK
12854	02/28/2019	OSBA	R	100.00	ACCOUNTS PAYABLE CHECK
12855	02/28/2019	PEPSI-COLA COMPANY	R	148.69	ACCOUNTS PAYABLE CHECK

SUNGARD K-12
DATE: 03/01/2019
TIME: 12:11:29

NORTHWESTERN LOCAL SD
CHECK REGISTER INCLUDING SYSTEM VOIDS

PAGE NUMBER: 3
ACCTPA21
ACCOUNTING PERIOD: 8/19

SELECTION CRITERIA: chkstat.rundate between '20190201 00:00:00.000' and '20190228 00:00:00.000'

12856	02/28/2019	PHARES PUMPS & RENTALS INC	R	1000.50	ACCOUNTS PAYABLE CHECK
12857	02/28/2019	POSTAGE BY PHONE RESERVE ACCT	R	1000.00	ACCOUNTS PAYABLE CHECK
12858	02/28/2019	SMITH FOODS INC.	R	1114.91	ACCOUNTS PAYABLE CHECK
12859	02/28/2019	W R HACKETT	R	2342.12	ACCOUNTS PAYABLE CHECK
* V11798	02/05/2019	AMERICAN FIDELITY SPENDING PLAN	R	1389.09	ACCOUNTS PAYABLE VOUCHER
* V11799	02/05/2019	CHILD SUPPORT	R	266.37	ACCOUNTS PAYABLE VOUCHER
* V11800	02/05/2019	FEDERAL MEDICARE FICA WITHHOLDING	R	40851.73	ACCOUNTS PAYABLE VOUCHER
* V11801	02/05/2019	NASE	R	1427.76	ACCOUNTS PAYABLE VOUCHER
* V11802	02/05/2019	NORTHWESTERN LOCAL SCHOOLS	R	5.00	ACCOUNTS PAYABLE VOUCHER
* V11803	02/05/2019	NTA	R	4627.74	ACCOUNTS PAYABLE VOUCHER
* V11804	02/05/2019	OHIO DEFERRED COMPENSATION	R	100.00	ACCOUNTS PAYABLE VOUCHER
* V11805	02/05/2019	SERS	R	9551.07	ACCOUNTS PAYABLE VOUCHER
* V11806	02/05/2019	SERS BOARD SHARE ESCROW	R	14274.49	ACCOUNTS PAYABLE VOUCHER
* V11807	02/05/2019	STATE TAX WITHHOLDING	R	8889.05	ACCOUNTS PAYABLE VOUCHER
* V11808	02/05/2019	STRS	R	44413.18	ACCOUNTS PAYABLE VOUCHER
* V11809	02/05/2019	STRS BOARD SHARE ESCROW	R	44422.09	ACCOUNTS PAYABLE VOUCHER
* V11810	02/05/2019	VOYA COMMON REMITTER	R	11231.00	ACCOUNTS PAYABLE VOUCHER
* V11811	02/05/2019	WORKERS COMP ESCROW	R	1664.57	ACCOUNTS PAYABLE VOUCHER
* V11812	02/08/2019	AMERICAN FIDELITY ADMIN SERVIC	R	111.75	ACCOUNTS PAYABLE VOUCHER
* V11813	02/08/2019	BEALS BRAD	R	185.60	ACCOUNTS PAYABLE VOUCHER
* V11814	02/08/2019	MIRANDA JO CROMWELL	R	19.98	ACCOUNTS PAYABLE VOUCHER
* V11815	02/08/2019	REBEKAH ANN HITT-PITEO	R	15.54	ACCOUNTS PAYABLE VOUCHER
* V11816	02/08/2019	CLARENCE J HOBBY III	R	563.77	ACCOUNTS PAYABLE VOUCHER
* V11817	02/08/2019	MVECA	R	2032.25	ACCOUNTS PAYABLE VOUCHER
* V11818	02/08/2019	NORTHWESTERN LOCAL SCHOOLS	R	1124.08	ACCOUNTS PAYABLE VOUCHER
* V11819	02/08/2019	LAUREN M PETTY	R	225.00	ACCOUNTS PAYABLE VOUCHER
* V11820	02/08/2019	RUMPKE	R	1655.74	ACCOUNTS PAYABLE VOUCHER
* V11821	02/08/2019	LORI ANN SWAFFORD	R	33.18	ACCOUNTS PAYABLE VOUCHER
* V11822	02/08/2019	TIFFANY L THOMAS	R	31.01	ACCOUNTS PAYABLE VOUCHER
* V11823	02/01/2019	AMERICAN EXPRESS	R	13326.74	ACCOUNTS PAYABLE VOUCHER
* V11824	02/15/2019	ANDREA L BENNETT	R	28.07	ACCOUNTS PAYABLE VOUCHER
* V11825	02/15/2019	CLARK COUNTY ESC	R	60012.29	ACCOUNTS PAYABLE VOUCHER
* V11826	02/15/2019	JOSHUA L WASSON	R	69.60	ACCOUNTS PAYABLE VOUCHER
* V11827	02/20/2019	AMERICAN FIDELITY INSURANCES	R	10258.96	ACCOUNTS PAYABLE VOUCHER
* V11828	02/20/2019	AMERICAN FIDELITY SPENDING PLAN	R	1389.09	ACCOUNTS PAYABLE VOUCHER
* V11829	02/20/2019	CHILD SUPPORT	R	266.37	ACCOUNTS PAYABLE VOUCHER
* V11830	02/20/2019	CITY TAXES	R	4926.89	ACCOUNTS PAYABLE VOUCHER
* V11831	02/20/2019	COMMITTEE FOR NORTHWESTERN	R	82.00	ACCOUNTS PAYABLE VOUCHER
* V11832	02/20/2019	DENTAL INSURANCE ESCROW	R	12207.96	ACCOUNTS PAYABLE VOUCHER
* V11833	02/20/2019	FEDERAL MEDICARE FICA WITHHOLDING	R	41276.91	ACCOUNTS PAYABLE VOUCHER
* V11834	02/20/2019	LIFE INSURANCE ESCROW	R	790.91	ACCOUNTS PAYABLE VOUCHER
* V11835	02/20/2019	MEDICAL INSURANCE ESCROW - HDHP	R	29219.96	ACCOUNTS PAYABLE VOUCHER
* V11836	02/20/2019	MEDICAL INSURANCE ESCROW - PPO	R	127733.40	ACCOUNTS PAYABLE VOUCHER
* V11837	02/20/2019	NASE	R	1462.26	ACCOUNTS PAYABLE VOUCHER
* V11838	02/20/2019	NORTHWESTERN LOCAL SCHOOLS	R	5.00	ACCOUNTS PAYABLE VOUCHER
* V11839	02/20/2019	NTA	R	4627.74	ACCOUNTS PAYABLE VOUCHER
* V11840	02/20/2019	OEA-FCPE	R	138.00	ACCOUNTS PAYABLE VOUCHER
* V11841	02/20/2019	OHIO DEFERRED COMPENSATION	R	100.00	ACCOUNTS PAYABLE VOUCHER
* V11842	02/20/2019	SCHOOL DISTRICT TAXES	R	3963.14	ACCOUNTS PAYABLE VOUCHER
* V11843	02/20/2019	SERS	R	9779.11	ACCOUNTS PAYABLE VOUCHER
* V11844	02/20/2019	SERS BOARD SHARE ESCROW	R	14616.53	ACCOUNTS PAYABLE VOUCHER
* V11845	02/20/2019	STATE TAX WITHHOLDING	R	8993.99	ACCOUNTS PAYABLE VOUCHER
* V11846	02/20/2019	STRS	R	44180.69	ACCOUNTS PAYABLE VOUCHER
* V11847	02/20/2019	STRS BOARD SHARE ESCROW	R	44191.80	ACCOUNTS PAYABLE VOUCHER
* V11848	02/20/2019	UNITED WAY	R	50.00	ACCOUNTS PAYABLE VOUCHER
* V11849	02/20/2019	VISION INSURANCE ESCROW	R	3214.56	ACCOUNTS PAYABLE VOUCHER
* V11850	02/20/2019	VOYA COMMON REMITTER	R	11231.00	ACCOUNTS PAYABLE VOUCHER

SUNGARD K-12
DATE: 03/01/2019
TIME: 12:11:29

NORTHWESTERN LOCAL SD
CHECK REGISTER INCLUDING SYSTEM VOIDS

PAGE NUMBER: 4
ACCTPA21
ACCOUNTING PERIOD: 8/19

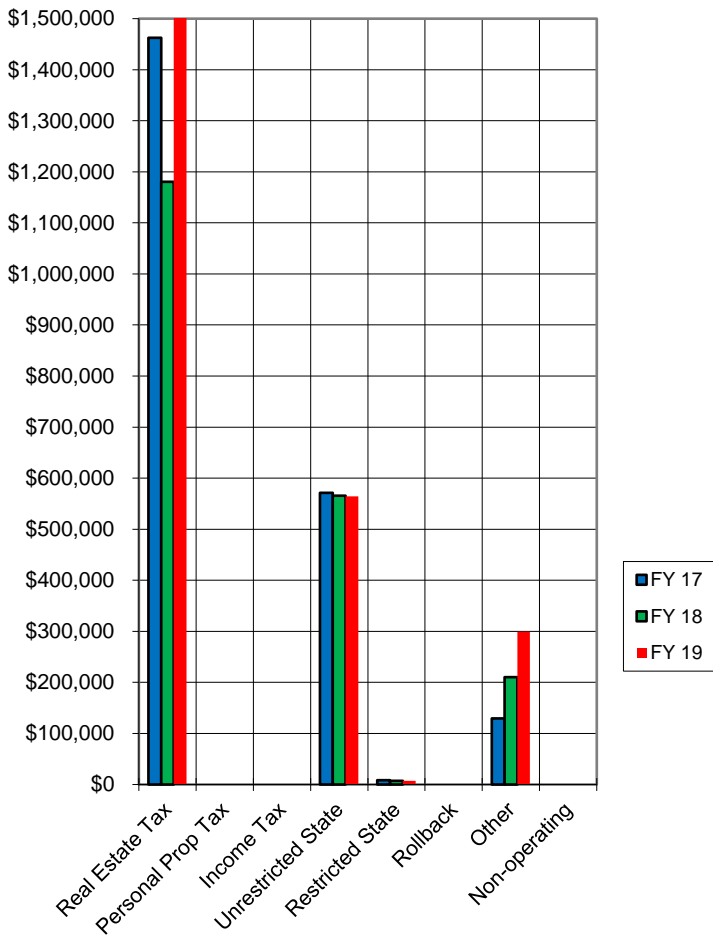
SELECTION CRITERIA: chkstat.rundate between '20190201 00:00:00.000' and '20190228 00:00:00.000'

* V11851	02/20/2019	WORKERS COMP ESCROW	R	1661.62	ACCOUNTS PAYABLE VOUCHER
* V11852	02/21/2019	ANTHONY J FRABOTTA	R	13.95	ACCOUNTS PAYABLE VOUCHER
* V11853	02/21/2019	MVECA	R	28734.27	ACCOUNTS PAYABLE VOUCHER
* V11854	02/21/2019	SOUTHWESTERN OHIO EPC	R	159686.53	ACCOUNTS PAYABLE VOUCHER
TOTAL FUND				1068282.33	
TOTAL REPORT				1068282.33	

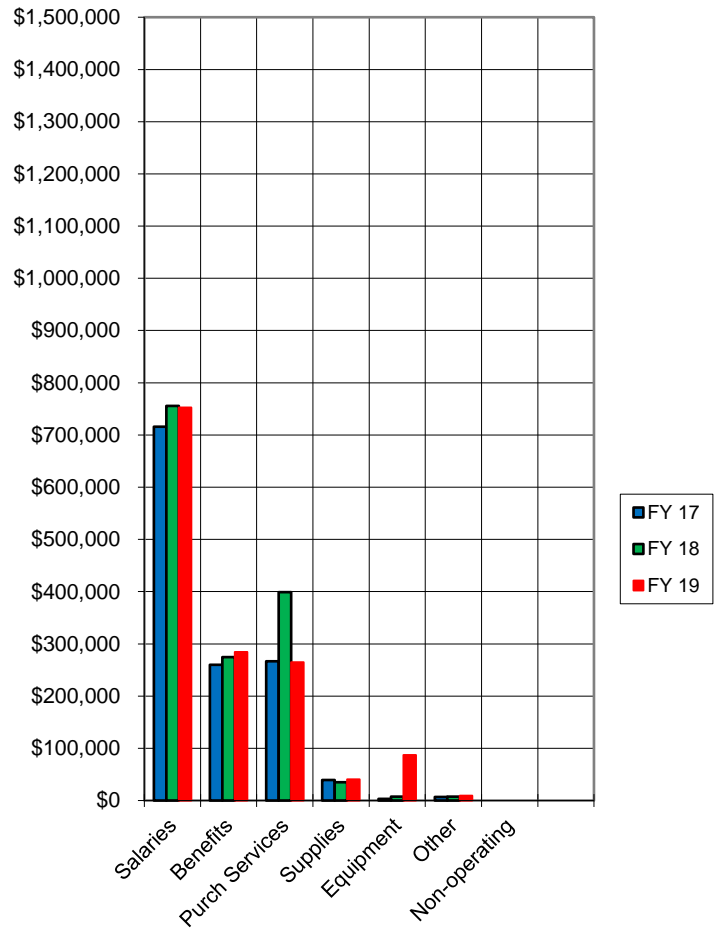
NORTHWESTERN LOCAL SCHOOLS

REVENUE	FEB FY 17	FEB FY 18	FEB FY 19	EXPENDITURES	FEB FY 17	FEB FY 18	FEB FY 19
Real Estate Tax	\$1,462,400	\$1,180,500	\$1,541,500	Salaries	\$715,585	\$755,947	\$752,535
Personal Prop Tax	\$0	\$0	\$0	Benefits	\$259,683	\$274,744	\$284,277
Income Tax	\$0	\$0	\$0	Purch Services	\$266,466	\$398,978	\$264,543
Unrestricted State	\$571,001	\$565,757	\$564,331	Supplies	\$39,226	\$35,029	\$40,736
Restricted State	\$8,360	\$7,032	\$7,459	Equipment	\$3,348	\$7,723	\$87,361
Rollback	\$0	\$0	\$0	Other	\$6,625	\$7,630	\$9,509
Other	\$129,332	\$210,444	\$299,508	Non-operating	\$0	\$0	\$0
Non-operating	\$0	\$0	\$0				
Total	\$2,171,093	\$1,963,733	\$2,412,798	Total	\$1,290,932	\$1,480,051	\$1,438,961

Monthly Revenue



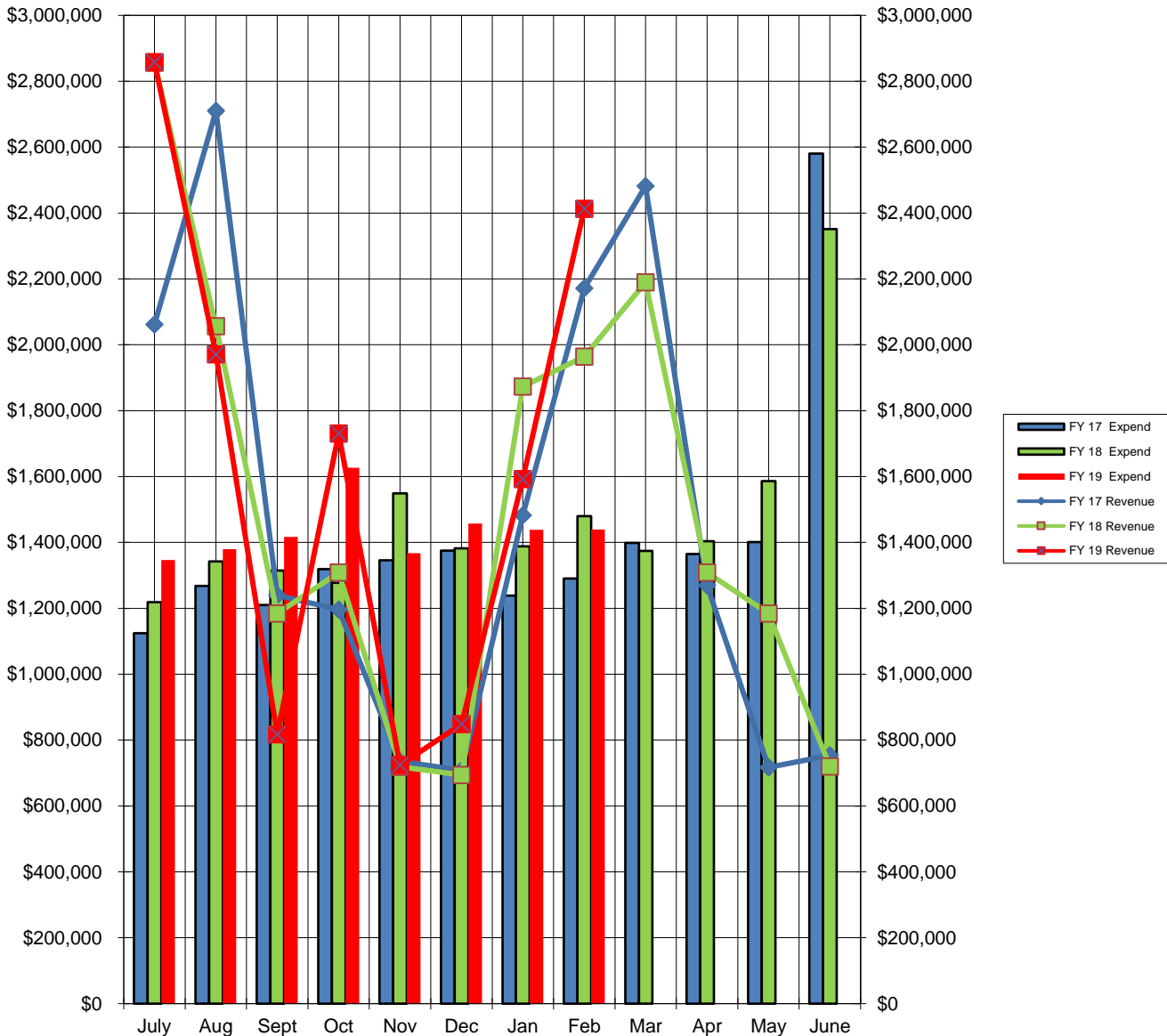
Monthly Expenditures



NORTHWESTERN LOCAL SCHOOLS - GENERAL FUND

	FY 17			FY 18			FY 19		
	Expend	Revenue	Revenue	Expend	Revenue	Revenue	Expend	Revenue	Revenue
July	\$1,124,918	\$2,062,113	\$2,856,154	\$1,218,575	\$2,062,113	\$2,858,119	\$1,346,453	\$2,062,113	\$2,858,119
Aug	\$1,268,405	\$2,709,932	\$2,056,742	\$1,342,753	\$2,709,932	\$1,970,992	\$1,379,325	\$2,709,932	\$1,970,992
Sept	\$1,210,535	\$1,239,649	\$1,184,361	\$1,315,066	\$1,239,649	\$817,828	\$1,416,580	\$1,239,649	\$817,828
Oct	\$1,319,434	\$1,196,416	\$1,308,367	\$1,277,477	\$1,196,416	\$1,730,765	\$1,627,258	\$1,196,416	\$1,730,765
Nov	\$1,345,781	\$735,132	\$719,150	\$1,549,404	\$735,132	\$724,039	\$1,367,869	\$735,132	\$724,039
Dec	\$1,375,655	\$708,319	\$694,109	\$1,382,475	\$708,319	\$849,121	\$1,457,495	\$708,319	\$849,121
Jan	\$1,238,325	\$1,482,759	\$1,873,068	\$1,387,889	\$1,482,759	\$1,592,616	\$1,438,719	\$1,482,759	\$1,592,616
Feb	\$1,290,932	\$2,171,094	\$1,963,733	\$1,480,051	\$2,171,094	\$2,412,798	\$1,438,961	\$2,171,094	\$2,412,798
Mar	\$1,398,410	\$2,481,577	\$2,189,379	\$1,374,272	\$2,481,577			\$2,481,577	
Apr	\$1,364,680	\$1,269,813	\$1,308,803	\$1,403,699	\$1,269,813			\$1,269,813	
May	\$1,401,146	\$717,327	\$1,184,536	\$1,586,236	\$717,327			\$717,327	
June	\$2,580,418	\$753,668	\$719,782	\$2,351,009	\$753,668			\$753,668	

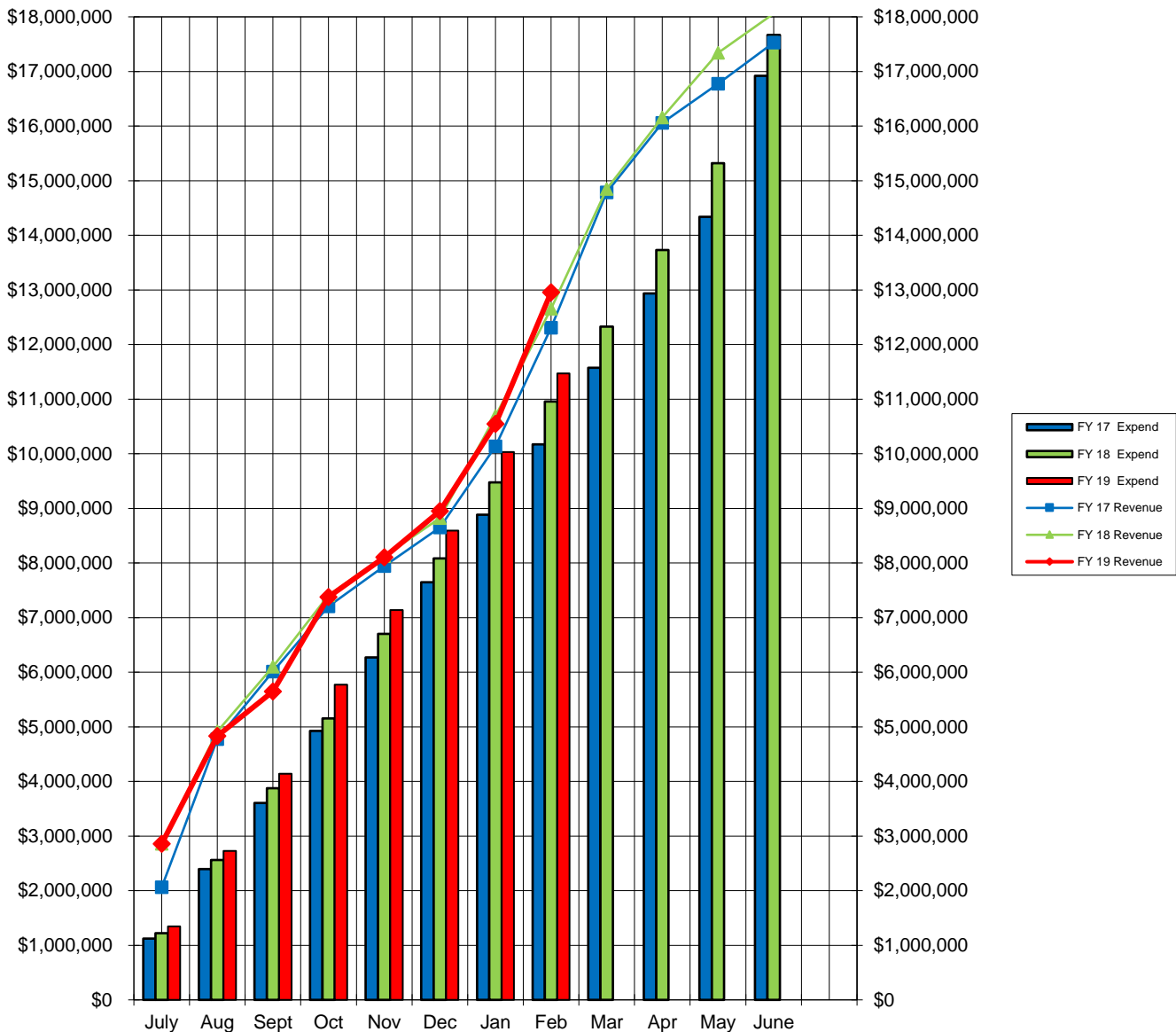
Monthly Revenue/Expenditure Comparisons



NORTHWESTERN LOCAL SCHOOLS - GENERAL FUND

	FYTD 17	FYTD 18	FYTD 19		FYTD 17	FYTD 18	FYTD 19
	Expend	Expend	Expend		Revenue	Revenue	Revenue
July	\$1,124,918	\$1,218,575	\$1,346,453	July	\$2,062,113	\$2,856,154	\$2,858,119
Aug	\$2,393,323	\$2,561,327	\$2,725,778	Aug	\$4,772,045	\$4,912,895	\$4,829,111
Sept	\$3,603,858	\$3,876,394	\$4,142,358	Sept	\$6,011,694	\$6,097,256	\$5,646,939
Oct	\$4,923,292	\$5,153,871	\$5,769,616	Oct	\$7,208,110	\$7,405,623	\$7,377,704
Nov	\$6,269,073	\$6,703,275	\$7,137,485	Nov	\$7,943,242	\$8,124,774	\$8,101,743
Dec	\$7,644,728	\$8,085,749	\$8,594,980	Dec	\$8,651,561	\$8,818,882	\$8,950,864
Jan	\$8,883,053	\$9,473,638	\$10,033,699	Jan	\$10,134,320	\$10,691,950	\$10,543,481
Feb	\$10,173,986	\$10,953,689	\$11,472,660	Feb	\$12,305,414	\$12,655,683	\$12,956,279
Mar	\$11,572,396	\$12,327,961		Mar	\$14,786,992	\$14,845,061	
Apr	\$12,937,076	\$13,731,660		Apr	\$16,056,805	\$16,153,864	
May	\$14,338,222	\$15,317,895		May	\$16,774,131	\$17,338,401	
June	\$16,918,640	\$17,668,904		June	\$17,527,800	\$18,058,183	

Year to Date Revenue/Expenditure Comparisons



NORTHWESTERN LOCAL SCHOOLS - GENERAL FUND

	FY 17	FY 18	FY 19		FY 17	FY 18	FY 19
	Cash	Cash	Cash		Unencumbered	Unencumbered	Unencumbered
July	\$7,109,699	\$8,419,243	\$8,682,609	July	\$6,315,144	\$7,529,357	\$6,689,006
Aug	\$8,551,226	\$9,133,232	\$9,274,276	Aug	\$7,788,113	\$8,291,239	\$7,265,196
Sept	\$8,580,340	\$9,002,526	\$8,675,524	Sept	\$7,041,370	\$7,154,862	\$6,833,535
Oct	\$8,457,322	\$9,033,416	\$8,779,031	Oct	\$7,079,286	\$7,209,786	\$6,929,706
Nov	\$7,846,673	\$8,203,163	\$8,135,201	Nov	\$6,585,732	\$6,587,339	\$6,438,119
Dec	\$7,179,337	\$7,514,796	\$7,526,827	Dec	\$6,177,889	\$6,044,724	\$6,060,053
Jan	\$7,423,771	\$7,999,976	\$7,680,724	Jan	\$6,318,851	\$6,584,828	\$6,394,249
Feb	\$8,303,933	\$8,483,658	\$8,654,562	Feb	\$7,376,046	\$7,343,150	\$7,576,166
Mar	\$9,387,100	\$9,298,764		Mar	\$8,574,434	\$8,229,228	
Apr	\$9,292,233	\$9,203,868		Apr	\$8,582,710	\$8,328,525	
May	\$8,608,413	\$8,802,169		May	\$7,970,364	\$8,263,847	
June	\$6,781,664	\$7,170,942		June	\$6,744,776	\$7,140,670	

Month Ending Cash Balance Comparisons

