

MONTHLY FINANCIAL REPORTS



Northwestern Local
School District

January 2019

Monthly Financial Report

Table of Contents

Cash Reconciliation	1
Investment Report	2
Cash Position Statement	5
Monthly Check Register	14
Monthly Revenue/Expend Summary	17
Monthly Revenue/Expenditures	18
Year to Date Revenue/Expenditures	19
Month End Cash Balances	20

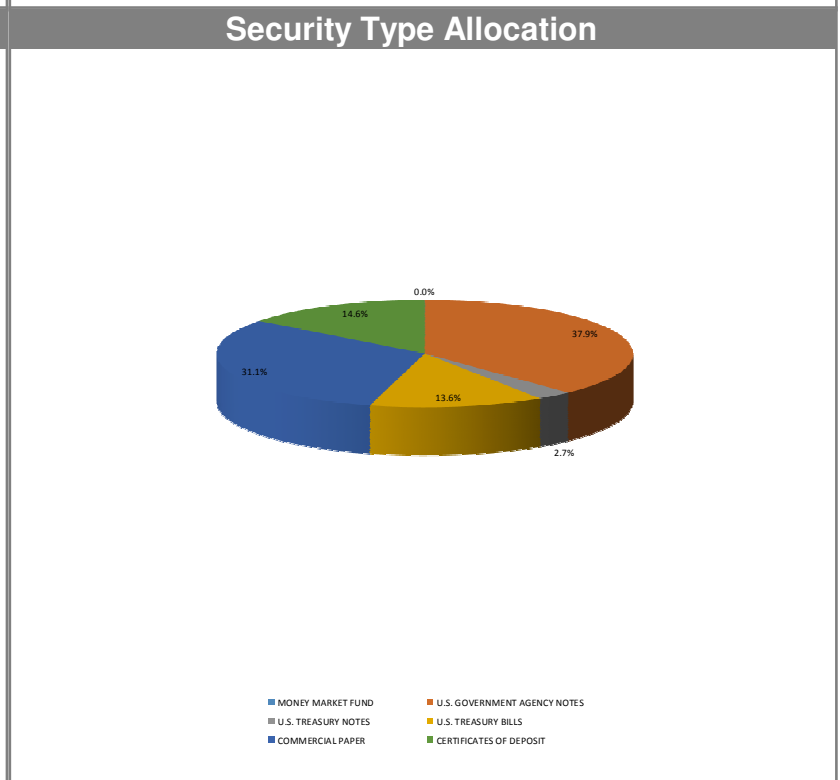
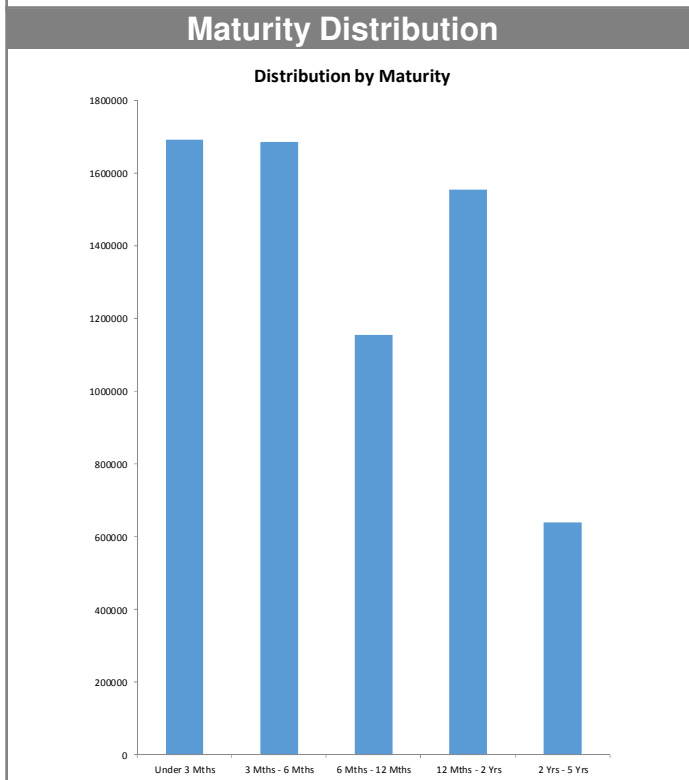
NORTHWESTERN LOCAL SCHOOL DISTRICT
Cash Reconciliation Report
January 31, 2019

Bank Accounts

STAR Ohio		\$ 159,162.70	
Scholarship Account		5,590.09	
Security - Checking		30,000.00	
Security - ICS Sweep		224,447.74	
Security ICS Account		1,572,178.33	
Security - Insurance		75,205.47	
Red Tree Investments		6,736,811.01	
Bond Interest		939,713.88	
Security ICS - Construction		642,534.03	
Total Bank Balances			\$ 10,385,643.25
 Adjustments			
P/R ded correction Am Fidelity		31.67	
Outstanding payroll ded city tax (Urbana)		-	
Outstanding P/R ded city taxes		(721.90)	
Outstanding Operating Checks		(23,045.51)	
Net Adjustments			<u>(23,735.74)</u>
 TOTAL ADJUSTED BANK BALANCES			 <u>\$ 10,361,907.51</u>
 FUND BALANCE			 <u>\$ 10,361,907.51</u>
 Interest Earned			
STAR Ohio		\$ 337.96	
Scholarship Account		11.87	
Security - ICS Sweep		800.09	
Security - ICS MMA		1,621.08	
Security - Insurance		143.78	
Red Tree Investments		14,745.28	
Bond Interest Account		1,796.82	
Security ICS - Construction		1,228.61	
 TOTAL INTEREST			 <u>\$ 20,685.49</u>

Monthly Investment Summary
Northwestern Local Schools
US Bank Custodian Acct Ending x70779
 January 31, 2019

Monthly Cash Flow Activity		Market Value Summary				
From 12-31-18 through 01-31-19						
Beginning Book Value	6,722,903.72	Security Type	Market Value	Pct. Assets	Avg Yield at Cost	Wght Avg Mat
Contributions	0.00	Money Market Fund				
Withdrawals	0.00	MONEY MARKET FUND	999.25	0.0	2.27	0.00
Prior Month Management Fees	-837.99	Fixed Income				
Realized Gains/Losses	0.00	U.S. GOVERNMENT AGENCY NOTES	2,545,413.47	37.9	1.44	1.54
Gross Interest Earnings	14,745.28	U.S. TREASURY BILLS	909,193.76	13.5	2.29	0.04
Ending Book Value	6,736,811.01	U.S. TREASURY NOTES	183,937.73	2.7	2.55	0.37
		Accrued Interest	10,853.71	0.2		
		Commercial Paper				
		COMMERCIAL PAPER	2,088,343.30	31.1	2.74	0.29
		Certificate of Deposit				
		CERTIFICATES OF DEPOSIT	980,771.14	14.6	2.28	1.11
		Accrued Interest	1,942.79	0.0		
		TOTAL PORTFOLIO	6,721,455.16	100.0	2.11	0.85


Disclosures:

RedTree's internal accounting system is used as the source of the market value of this account. Although obtained from a source believed to be reliable, we cannot guarantee its accuracy. You should review all account statements provided by the custodian and compare with the statements provided by RedTree.

Portfolio Holdings Report
Northwestern Local Schools
US Bank Custodian Acct Ending x70779
 January 31, 2019

Quantity	Cusip	Security Description	Moody's	S&P	Cost Basis	Market Value	Yield at Cost	Wtd Maturity	Purchase Date
U.S. GOVERNMENT AGENCY NOTES									
615,000	3133EGBK0	Federal Farm Credit Bank 1.300% Due 11-25-19	Aaa	AA+	615,000.00	608,854.30	1.30	0.81	06-15-16
275,000	3136G3J71	Federal Natl Mtg Assoc 1.420% Due 07-27-20	Aaa	AA+	275,000.00	270,064.02	1.42	1.46	07-27-16
400,000	3136G35C5	Federal Natl Mtg Assoc 1.400% Due 08-28-20	Aaa	AA+	400,000.00	392,624.00	1.40	1.54	08-30-16
405,000	3136G4AL7	Federal Natl Mtg Assoc 1.500% Due 09-30-20	Aaa	AA+	405,000.00	398,474.64	1.50	1.62	09-30-16
495,000	3135G0Q97	Federal Natl Mtg Assoc 1.500% Due 10-28-20	Aaa	AA+	495,000.00	486,119.70	1.50	1.70	10-28-16
400,000	3136G34Y8	Federal Natl Mtg Assoc 1.600% Due 08-24-21	Aaa	AA+	400,000.00	389,276.80	1.60	2.47	08-30-16
	Accrued Interest					10,640.25			
					2,590,000.00	2,556,053.72	1.44	1.54	
U.S. TREASURY NOTES									
185,000	912828R85	US Treasury Note 0.875% Due 06-15-19	Aaa	AA+	183,099.41	183,937.73	2.55	0.37	10-31-18
	Accrued Interest					213.46			
					183,099.41	184,151.19	2.55	0.37	
U.S. TREASURY BILLS									
530,000	912796UM9	US Treasury Bill 0.000% Due 02-05-19	P-1	A-1+	529,828.85	529,867.50	2.33	0.01	01-31-19
380,000	912796PT0	US Treasury Bill 0.000% Due 02-28-19	P-1	A-1+	375,751.46	379,326.26	2.24	0.08	08-30-18
					905,580.31	909,193.76	2.29	0.04	
CERTIFICATES OF DEPOSIT									
245,000	02587DA73	American Express Nat'l Bank, UT (formerly AmEx Centurion Bank) 2.050% Due 07-22-19			245,000.00	244,406.61	2.05	0.47	07-28-15
245,000	05580ACK8	BMW Bank of North America, UT 2.000% Due 07-24-19			244,142.50	244,397.79	2.09	0.47	07-27-15
247,000	14042RAL5	Capital One, NA, Mclean, VA 2.000% Due 09-30-19			247,000.00	246,317.79	2.00	0.65	09-30-15
246,000	02007GHF3	Ally Bank, UT 2.900% Due 01-31-22			245,569.50	245,648.96	2.96	2.85	01-31-19
	Accrued Interest					1,942.79			
					981,712.00	982,713.94	2.28	1.11	
COMMERCIAL PAPER									
300,000	63873KQT7	Natixis NY 0.000% Due 03-27-19	P-1	A-1	296,175.00	298,836.00	2.58	0.15	09-28-18
185,000	22533UQV8	Credit Agricole NY 0.000% Due 03-29-19	P-1	A-1	183,336.64	184,254.45	2.74	0.16	11-30-18
300,000	09659CRV2	BNP Paribas 0.000% Due 04-29-19	P-1	A-1	295,882.25	298,071.00	2.77	0.24	10-30-18
330,000	4497W1SA5	ING US CP 0.000% Due 05-10-19	P-1	A-1	324,898.75	327,584.40	2.69	0.27	10-12-18
335,000	89233HSD7	Toyota Motor Credit 0.000% Due 05-13-19	P-1	A-1+	330,100.63	332,470.75	2.74	0.28	10-30-18
250,000	62479MSV6	MUFG Bank 0.000% Due 05-29-19	P-1	A-1	246,412.50	247,815.00	2.91	0.32	11-30-18
105,000	46640QTC5	JP Morgan 0.000% Due 06-12-19	P-1	A-1	103,220.02	103,964.70	2.97	0.36	11-15-18

Disclosures:

RedTree's internal accounting system is used as the source of the market value of this account. Although obtained from a source believed to be reliable, we cannot guarantee its accuracy. You should review all account statements provided by the custodian and compare with the statements provided by RedTree.

Questions? Call 888.596.2293 or email info@redtreeinv.com

Portfolio Holdings Report
Northwestern Local Schools
US Bank Custodian Acct Ending x70779
 January 31, 2019

Quantity	Cusip	Security Description	Moody's	S&P	Cost Basis	Market Value	Yield at Cost	Wtd Maturity	Purchase Date
300,000	78009BVP4	Royal Bank of Canada (RBC) 0.000% Due 08-23-19	P-1	A-1+	295,394.25	295,347.00	2.71	0.56	01-28-19
					2,075,420.04	2,088,343.30	2.74	0.29	
MONEY MARKET FUND									
	USBMMF	First American Treasury Obligations Fund			999.25	999.25	2.27		
TOTAL PORTFOLIO					6,736,811.01	6,721,455.16	2.11	0.85	

Disclosures:

RedTree's internal accounting system is used as the source of the market value of this account. Although obtained from a source believed to be reliable, we cannot guarantee its accuracy. You should review all account statements provided by the custodian and compare with the statements provided by RedTree.

Questions? Call 888.596.2293 or email info@redtreeinv.com

SUNGARD K-12
 DATE: 02/04/2019
 TIME: 12:25:17
 SELECTION CRITERIA: ALL

NORTHWESTERN LOCAL SD
 OH CASH POSITION REPORT

PAGE NUMBER: 1
 CASHPOSNEOH

ACCOUNTING PERIOD: 7/19

FUND SCC	DESCRIPTION	MTD RECEIPTS	FYTD RECEIPTS	MTD EXPENDITURES	FYTD EXPENDITURES	CURRENT FUND BALANCE	CURRENT ENCUMBRANCE	UNENCUMBERED FUND BALANCE
001 0000	GENERAL FUND							
	6,909,767.15	1,588,299.48	10,490,419.72	1,438,387.30	9,994,415.27	7,405,771.60	1,283,878.52	6,121,893.08
001 9000	GEN FUND BUDGET RESERVE							
	201,431.48	0.00	0.00	0.00	0.00	201,431.48	0.00	201,431.48
001 9002	RESALE SUPPLIES - ELEM							
	36,218.11	1,853.51	30,699.85	249.86	11,661.47	55,256.49	879.47	54,377.02
001 9004	RESALE SUPPLIES - JR/SR							
	23,525.89	2,463.50	22,361.00	82.09	27,622.59	18,264.30	1,717.41	16,546.89
TOTAL FOR Fund 001:								
	7,170,942.63	1,592,616.49	10,543,480.57	1,438,719.25	10,033,699.33	7,680,723.87	1,286,475.40	6,394,248.47
002 9010	BOND RETIREMENT							
	1,405,220.85	1,796.82	1,304,139.73	8,083.54	2,026,564.20	682,796.38	809,743.75	-126,947.37
TOTAL FOR Fund 002:								
	1,405,220.85	1,796.82	1,304,139.73	8,083.54	2,026,564.20	682,796.38	809,743.75	-126,947.37
003 0000	PERMANENT IMPROVEMENT							
	164,240.29	8,900.00	149,649.38	941.36	540,404.55	-226,514.88	40,665.00	-267,179.88
TOTAL FOR Fund 003:								
	164,240.29	8,900.00	149,649.38	941.36	540,404.55	-226,514.88	40,665.00	-267,179.88
004 9016	LFI - POST CONSTRUCTION							
	1,996,880.46	1,228.61	10,663.07	3,677.13	1,773,706.63	233,836.90	2,270.62	231,566.28
004 9264	LFI - HB 264							
	405,020.00	0.00	0.00	0.00	0.00	405,020.00	0.00	405,020.00
TOTAL FOR Fund 004:								
	2,401,900.46	1,228.61	10,663.07	3,677.13	1,773,706.63	638,856.90	2,270.62	636,586.28
006 0000	FOOD SERVICE							
	264,685.02	41,952.58	295,080.33	35,222.77	290,381.65	269,383.70	40,230.51	229,153.19
TOTAL FOR Fund 006:								
	264,685.02	41,952.58	295,080.33	35,222.77	290,381.65	269,383.70	40,230.51	229,153.19
008 9300	CLASS OF 93 - SCHOLARSHIP							

SUNGARD K-12
 DATE: 02/04/2019
 TIME: 12:25:17
 SELECTION CRITERIA: ALL

NORTHWESTERN LOCAL SD
 OH CASH POSITION REPORT

PAGE NUMBER: 2
 CASHPOSNEOH

ACCOUNTING PERIOD: 7/19

FUND SCC	DESCRIPTION BEGIN BALANCE	MTD RECEIPTS	FYTD RECEIPTS	MTD EXPENDITURES	FYTD EXPENDITURES	CURRENT FUND BALANCE	CURRENT ENCUMBRANCE	UNENCUMBERED FUND BALANCE
	5,493.74	11.87	73.41	0.00	0.00	5,567.15	0.00	5,567.15

TOTAL FOR Fund 008:	5,493.74	11.87	73.41	0.00	0.00	5,567.15	0.00	5,567.15
018 9002	ELEMENTARY PRINCIPAL FUND 61,809.30	13,437.12	19,701.86	1,178.09	5,313.04	76,198.12	2,338.51	73,859.61
018 9004	HIGH SCHOOL PRINCIPAL FUN 9,059.09	1,602.50	3,202.38	1,399.26	2,782.63	9,478.84	2,105.15	7,373.69
018 9100	DISTRICT WELLNESS 2,329.38	0.00	0.00	0.00	0.00	2,329.38	750.00	1,579.38
018 9101	PEPSI SCHOLARSHIP 7,630.00	0.00	0.00	0.00	0.00	7,630.00	0.00	7,630.00
018 9165	CLASS 65 ENRICH REVENUE 3,850.00	0.00	0.00	1,014.14	1,051.08	2,798.92	750.00	2,048.92
018 9202	ELEM PRIN FUND - IN/OUT 0.00	468.75	8,754.09	0.00	8,406.64	347.45	0.00	347.45
018 9203	EL PRIN FUND - STAFF INCN 0.00	358.62	1,829.56	0.00	2,213.22	-383.66	211.00	-594.66
018 9401	HS PRIN FUND - RENAISSANC 885.91	0.00	167.11	0.00	15.35	1,037.67	0.00	1,037.67
018 9402	HS PRIN FUND - IN/OUT 0.00	0.00	330.00	0.00	0.00	330.00	525.00	-195.00
018 9403	HS PRIN FUND - STAFF INCE 0.00	1,472.50	1,572.90	0.00	138.00	1,434.90	300.00	1,134.90
018 9408	HS PRIN FUND - EIGHTH GRA 0.00	0.00	61,845.00	0.00	62,634.23	-789.23	6,650.00	-7,439.23
018 9409	PRINCIPAL FUND CLASS 1959 1,064.00	0.00	0.00	0.00	0.00	1,064.00	0.00	1,064.00

TOTAL FOR Fund 018:	86,627.68	17,339.49	97,402.90	3,591.49	82,554.19	101,476.39	13,629.66	87,846.73
020 9000	LATCHKEY - AM 55,587.06	0.00	9,942.34	1,279.20	12,808.01	52,721.39	5,834.64	46,886.75
020 9100	LATCHKEY PROGRAM - PM 75,756.00	4,886.80	18,080.84	1,803.00	13,587.08	80,249.76	6,663.99	73,585.77

SUNGARD K-12
 DATE: 02/04/2019
 TIME: 12:25:17
 SELECTION CRITERIA: ALL

NORTHWESTERN LOCAL SD
 OH CASH POSITION REPORT

ACCOUNTING PERIOD: 7/19

FUND SCC	DESCRIPTION BEGIN BALANCE	MTD RECEIPTS	FYTD RECEIPTS	MTD EXPENDITURES	FYTD EXPENDITURES	CURRENT FUND BALANCE	CURRENT ENCUMBRANCE	UNENCUMBERED FUND BALANCE

TOTAL FOR	Fund 020: 131,343.06	4,886.80	28,023.18	3,082.20	26,395.09	132,971.15	12,498.63	120,472.52
022 9001	AGENCY FUND - OHSAA TOURN 0.00	0.00	2,346.00	0.00	1,796.00	550.00	0.00	550.00
022 9201	ESCROW - MEDICAL INS 1,349.64	158,722.32	1,050,734.37	159,997.02	1,052,890.36	-806.35	0.00	-806.35
022 9202	ESCROW - LIFE INS -7.32	793.70	5,484.04	788.77	5,491.28	-14.56	0.00	-14.56
022 9203	ESCROW - DENTAL INS -21.19	12,027.96	71,076.91	12,368.72	72,587.37	-1,531.65	0.00	-1,531.65
022 9204	ESCROW - VISION INS 67.19	3,170.16	21,426.26	3,170.16	21,452.41	41.04	0.00	41.04
022 9400	SERS EMPLOYER ESCROW 35,289.41	28,202.94	206,319.25	30,538.00	243,657.63	-2,048.97	0.00	-2,048.97
022 9450	STRS EMPLOYER ESCROW 7,457.49	88,655.61	613,327.20	89,070.00	637,254.00	-16,469.31	0.00	-16,469.31
022 9600	WORKERS COMP ESCROW 65,678.52	4,366.84	24,483.32	51,511.00	51,511.00	38,650.84	5,098.00	33,552.84

TOTAL FOR	Fund 022: 109,813.74	295,939.53	1,995,197.35	347,443.67	2,086,640.05	18,371.04	5,098.00	13,273.04
024 0000	INSURANCE RESERVE FUND 71,474.50	0.00	0.00	0.00	0.00	71,474.50	0.00	71,474.50

TOTAL FOR	Fund 024: 71,474.50	0.00	0.00	0.00	0.00	71,474.50	0.00	71,474.50
034 0000	CLASSROOM FACILITIES MAIN 830,628.64	0.00	0.00	862.30	12,539.71	818,088.93	29,385.71	788,703.22

TOTAL FOR	Fund 034: 830,628.64	0.00	0.00	862.30	12,539.71	818,088.93	29,385.71	788,703.22
200 9111	ART CLUB 170.51	500.00	1,885.00	0.00	887.13	1,168.38	13.00	1,155.38

SUNGARD K-12
 DATE: 02/04/2019
 TIME: 12:25:17
 SELECTION CRITERIA: ALL

NORTHWESTERN LOCAL SD
 OH CASH POSITION REPORT

PAGE NUMBER: 4
 CASHPOSNEOH

ACCOUNTING PERIOD: 7/19

FUND	SCC	DESCRIPTION BEGIN BALANCE	MTD RECEIPTS	FYTD RECEIPTS	MTD EXPENDITURES	FYTD EXPENDITURES	CURRENT FUND BALANCE	CURRENT ENCUMBRANCE	UNENCUMBERED FUND BALANCE
200	9114	POWER OF THE PEN 1,622.08	0.00	0.00	0.00	0.00	1,622.08	0.00	1,622.08
200	9123	LATIN CLUB 104.91	0.00	468.00	0.00	562.00	10.91	0.00	10.91
200	9130	DRAMA/MUSICAL 10,787.94	105.00	105.00	0.00	400.00	10,492.94	3,752.00	6,740.94
200	9137	CHOIR ACTIVITY 7,222.82	0.00	13,912.80	192.00	10,074.76	11,060.86	4,176.00	6,884.86
200	9230	SPANISH CLUB 687.69	0.00	0.00	0.00	0.00	687.69	0.00	687.69
200	9323	FCCLA 1,678.10	0.00	40.00	0.00	0.00	1,718.10	0.00	1,718.10
200	9330	FFA 9,439.81	4,741.09	25,914.59	250.59	20,136.53	15,217.87	2,279.00	12,938.87
200	9600	CLASS OF 2020 839.44	51.00	259.00	0.00	155.88	942.56	224.05	718.51
200	9601	CLASS OF 2021 268.40	22.00	270.00	0.00	90.65	447.75	123.08	324.67
200	9602	CLASS OF 2022 0.00	152.00	417.00	0.00	262.65	154.35	19.57	134.78
200	9605	CLASS OF 2015 158.00	0.00	-158.00	0.00	0.00	0.00	0.00	0.00
200	9606	CLASS OF 2016 328.75	0.00	-328.75	0.00	0.00	0.00	0.00	0.00
200	9607	CLASS OF 2017 709.70	0.00	-709.70	0.00	0.00	0.00	0.00	0.00
200	9609	CLASS OF 2019 4,109.20	32.00	1,128.00	140.30	601.03	4,636.17	505.21	4,130.96
200	9610	STUDENT COUNCIL - HS 2,986.77	0.00	6,605.00	0.00	4,572.64	5,019.13	400.00	4,619.13
200	9632	STUDENTS AGAINST DESTRUCT 1,787.07	0.00	141.00	40.49	78.43	1,849.64	37.06	1,812.58
200	9656	STUDENT COUNCIL - 5/6 1,708.19	0.00	0.00	214.02	214.02	1,494.17	10.97	1,483.20
200	9678	STUDENT COUNCIL - 7/8							

SUNGARD K-12
 DATE: 02/04/2019
 TIME: 12:25:17
 SELECTION CRITERIA: ALL

NORTHWESTERN LOCAL SD
 OH CASH POSITION REPORT

PAGE NUMBER: 5
 CASHPOSNEOH

ACCOUNTING PERIOD: 7/19

FUND SCC	DESCRIPTION BEGIN BALANCE	MTD RECEIPTS	FYTD RECEIPTS	MTD EXPENDITURES	FYTD EXPENDITURES	CURRENT FUND BALANCE	CURRENT ENCUMBRANCE	UNENCUMBERED FUND BALANCE
	1,684.95	0.00	0.00	0.00	0.00	1,684.95	0.00	1,684.95
200 9681	YEARBOOK -1,146.28	825.00	8,467.96	0.00	7,999.76	-678.08	0.00	-678.08
200 9710	NATIONAL HONOR SOCIETY 2,362.31	0.00	1,236.10	787.06	1,277.09	2,321.32	0.00	2,321.32

TOTAL FOR Fund 200:	47,510.36	6,428.09	59,653.00	1,624.46	47,312.57	59,850.79	11,539.94	48,310.85

300 0000	GENERAL ATHLETIC FUNDS 41,236.38	16,357.20	91,192.23	4,042.40	77,761.16	54,667.45	29,709.11	24,958.34
300 9501	BASEBALL FUNDRAISER 8,866.31	0.00	0.00	0.00	0.00	8,866.31	2,484.12	6,382.19
300 9502	BASKETBALL FUNDRAISER - B 2,931.39	0.00	-2,931.39	0.00	0.00	0.00	0.00	0.00
300 9504	FOOTBALL FUNDRAISER 4,320.16	0.00	1,610.00	0.00	0.00	5,930.16	0.00	5,930.16
300 9506	CROSS COUNTRY FUNDRAISER 10,827.88	0.00	0.00	0.00	4,249.26	6,578.62	0.00	6,578.62
300 9508	TRACK FUNDRAISER 1,766.33	0.00	0.00	0.00	0.00	1,766.33	0.00	1,766.33
300 9509	WRESTLING FUNDRAISER 130.36	0.00	985.30	0.00	720.00	395.66	0.00	395.66
300 9510	BOWLING FUNDRAISER 1,038.52	1,240.00	1,240.00	495.00	1,295.00	983.52	1,660.00	-676.48
300 9511	BASKETBALL FUNDRAISER - G 1,669.21	0.00	0.00	0.00	0.00	1,669.21	0.00	1,669.21
300 9512	VOLLEYBALL FUNDRAISER - H 5,737.67	0.00	4,755.80	813.00	3,942.80	6,550.67	0.00	6,550.67
300 9513	SOFTBALL FUNDRAISER 2,070.22	0.00	0.00	0.00	0.00	2,070.22	0.00	2,070.22
300 9516	TENNIS FUNDRAISER - GIRLS 2,430.63	0.00	2,013.00	0.00	756.00	3,687.63	0.00	3,687.63
300 9521	GOLF FUNDRAISER 1,923.00	0.00	2,680.00	299.00	3,353.00	1,250.00	0.00	1,250.00
300 9522	SOCCER FUNDRAISER - GIRLS							

SUNGARD K-12
 DATE: 02/04/2019
 TIME: 12:25:17
 SELECTION CRITERIA: ALL

NORTHWESTERN LOCAL SD
 OH CASH POSITION REPORT

PAGE NUMBER: 6
 CASHPOSNEOH

ACCOUNTING PERIOD: 7/19

FUND SCC	DESCRIPTION BEGIN BALANCE	MTD RECEIPTS	FYTD RECEIPTS	MTD EXPENDITURES	FYTD EXPENDITURES	CURRENT FUND BALANCE	CURRENT ENCUMBRANCE	UNENCUMBERED FUND BALANCE
	1,259.77	0.00	0.00	0.00	0.00	1,259.77	0.00	1,259.77
300 9523	SOCCER FUNDRAISER - BOYS 3,455.39	0.00	4,192.00	0.00	2,536.05	5,111.34	249.88	4,861.46
300 9524	CHEERLEADERS FUNDRAISER - 1,208.37	0.00	0.00	0.00	0.00	1,208.37	0.00	1,208.37
300 9525	SWIMMING FUNDRAISER 0.00	0.00	92.17	0.00	0.00	92.17	0.00	92.17
300 9526	BOYS TENNIS FUNDRAISER 1,372.70	0.00	0.00	0.00	0.00	1,372.70	0.00	1,372.70
300 9804	BAND FEES 5,707.53	56.00	2,022.00	0.00	1,451.47	6,278.06	880.73	5,397.33

TOTAL FOR Fund 300:	97,951.82	17,653.20	107,851.11	5,649.40	96,064.74	109,738.19	34,983.84	74,754.35
451 9019	ONE NET FY19 0.00	0.00	1,800.00	0.00	2,676.60	-876.60	923.40	-1,800.00

TOTAL FOR Fund 451:	0.00	0.00	1,800.00	0.00	2,676.60	-876.60	923.40	-1,800.00
499 9018	SECONDARY TRANSITION ENHA 0.00	0.00	815.00	0.00	815.00	0.00	0.00	0.00

TOTAL FOR Fund 499:	0.00	0.00	815.00	0.00	815.00	0.00	0.00	0.00
516 9019	IDEA PART B FY 2019 0.00	36,308.74	108,926.22	36,308.74	108,926.22	0.00	0.00	0.00

TOTAL FOR Fund 516:	0.00	36,308.74	108,926.22	36,308.74	108,926.22	0.00	0.00	0.00
572 9019	TITLE I FY 2019 0.00	22,729.76	131,547.55	22,729.76	131,547.55	0.00	0.00	0.00

TOTAL FOR Fund 572:	0.00	22,729.76	131,547.55	22,729.76	131,547.55	0.00	0.00	0.00

SUNGARD K-12
 DATE: 02/04/2019
 TIME: 12:25:17
 SELECTION CRITERIA: ALL

NORTHWESTERN LOCAL SD
 OH CASH POSITION REPORT

PAGE NUMBER: 7
 CASHPOSNEOH

ACCOUNTING PERIOD: 7/19

FUND SCC	DESCRIPTION BEGIN BALANCE	MTD RECEIPTS	FYTD RECEIPTS	MTD EXPENDITURES	FYTD EXPENDITURES	CURRENT FUND BALANCE	CURRENT ENCUMBRANCE	UNENCUMBERED FUND BALANCE
587 9019	ECSE PRESCHOOL 0.00	FY 2019 1,441.70	6,487.65	1,441.70	6,487.65	0.00	2,275.51	-2,275.51
-----		-----	-----	-----	-----	-----	-----	-----
TOTAL FOR Fund 587:								
	0.00	1,441.70	6,487.65	1,441.70	6,487.65	0.00	2,275.51	-2,275.51
590 9019	TITLE IIA 0.00	FY 2019 4,325.42	22,575.14	4,325.42	22,575.14	0.00	0.00	0.00
-----		-----	-----	-----	-----	-----	-----	-----
TOTAL FOR Fund 590:								
	0.00	4,325.42	22,575.14	4,325.42	22,575.14	0.00	0.00	0.00
599 9019	TITLE IVA - 0.00	FY 2019 0.00	3,835.53	0.00	3,835.53	0.00	553.55	-553.55
-----		-----	-----	-----	-----	-----	-----	-----
TOTAL FOR Fund 599:								
	0.00	0.00	3,835.53	0.00	3,835.53	0.00	553.55	-553.55
-----		-----	-----	-----	-----	-----	-----	-----
GRAND TOTALS:								
	12,787,832.79	2,053,559.10	14,867,201.12	1,913,703.19	17,293,126.40	10,361,907.51	2,290,273.52	8,071,633.99

SUNGARD K-12
 DATE: 02/04/2019
 TIME: 12:25:17
 SELECTION CRITERIA: ALL

NORTHWESTERN LOCAL SD
 OH CASH POSITION REPORT

PAGE NUMBER: 8
 CASHPOSNEOH

ACCOUNTING PERIOD: 7/19

FUND SCC	DESCRIPTION BEGIN BALANCE	MTD RECEIPTS	FYTD RECEIPTS	MTD EXPENDITURES	FYTD EXPENDITURES	CURRENT FUND BALANCE	CURRENT ENCUMBRANCE	UNENCUMBERED FUND BALANCE
001	7,170,942.63	1,592,616.49	10,543,480.57	1,438,719.25	10,033,699.33	7,680,723.87	1,286,475.40	6,394,248.47
002	1,405,220.85	1,796.82	1,304,139.73	8,083.54	2,026,564.20	682,796.38	809,743.75	-126,947.37
003	164,240.29	8,900.00	149,649.38	941.36	540,404.55	-226,514.88	40,665.00	-267,179.88
004	2,401,900.46	1,228.61	10,663.07	3,677.13	1,773,706.63	638,856.90	2,270.62	636,586.28
006	264,685.02	41,952.58	295,080.33	35,222.77	290,381.65	269,383.70	40,230.51	229,153.19
008	5,493.74	11.87	73.41	0.00	0.00	5,567.15	0.00	5,567.15
018	86,627.68	17,339.49	97,402.90	3,591.49	82,554.19	101,476.39	13,629.66	87,846.73
020	131,343.06	4,886.80	28,023.18	3,082.20	26,395.09	132,971.15	12,498.63	120,472.52
022	109,813.74	295,939.53	1,995,197.35	347,443.67	2,086,640.05	18,371.04	5,098.00	13,273.04
024	71,474.50	0.00	0.00	0.00	0.00	71,474.50	0.00	71,474.50
034	830,628.64	0.00	0.00	862.30	12,539.71	818,088.93	29,385.71	788,703.22
200	47,510.36	6,428.09	59,653.00	1,624.46	47,312.57	59,850.79	11,539.94	48,310.85
300	97,951.82	17,653.20	107,851.11	5,649.40	96,064.74	109,738.19	34,983.84	74,754.35
451	0.00	0.00	1,800.00	0.00	2,676.60	-876.60	923.40	-1,800.00

SUNGARD K-12
 DATE: 02/04/2019
 TIME: 12:25:17
 SELECTION CRITERIA: ALL

NORTHWESTERN LOCAL SD
 OH CASH POSITION REPORT

ACCOUNTING PERIOD: 7/19

FUND SCC	DESCRIPTION BEGIN BALANCE	MTD RECEIPTS	FYTD RECEIPTS	MTD EXPENDITURES	FYTD EXPENDITURES	CURRENT FUND BALANCE	CURRENT ENCUMBRANCE	UNENCUMBERED FUND BALANCE
499	0.00	0.00	815.00	0.00	815.00	0.00	0.00	0.00
516	0.00	36,308.74	108,926.22	36,308.74	108,926.22	0.00	0.00	0.00
572	0.00	22,729.76	131,547.55	22,729.76	131,547.55	0.00	0.00	0.00
587	0.00	1,441.70	6,487.65	1,441.70	6,487.65	0.00	2,275.51	-2,275.51
590	0.00	4,325.42	22,575.14	4,325.42	22,575.14	0.00	0.00	0.00
599	0.00	0.00	3,835.53	0.00	3,835.53	0.00	553.55	-553.55
GRAND TOTALS:	12,787,832.79	2,053,559.10	14,867,201.12	1,913,703.19	17,293,126.40	10,361,907.51	2,290,273.52	8,071,633.99

SUNGARD K-12
DATE: 02/01/2019
TIME: 15:51:14

NORTHWESTERN LOCAL SD
CHECK REGISTER INCLUDING SYSTEM VOIDS

PAGE NUMBER: 1
ACCTPA21
ACCOUNTING PERIOD: 7/19

SELECTION CRITERIA: chkstat.rundate between '20190101 00:00:00.000' and '20190131 00:00:00.000'

DISTRIBUTION FUND: 0010000

CHECK NUMBER	ISSUE DATE	VENDOR	STATUS	TOTAL	DESCRIPTION
12624	01/04/2019	COLUMBIA GAS OF OHIO	R	885.33	ACCOUNTS PAYABLE CHECK
12625	01/04/2019	DIRECT ENERGY BUSINESS	R	233.67	ACCOUNTS PAYABLE CHECK
12626	01/04/2019	LOWES	R	1108.60	ACCOUNTS PAYABLE CHECK
12627	01/04/2019	SHIRT STOP	R	495.00	ACCOUNTS PAYABLE CHECK
12628	01/04/2019	SOUTHWEST CLASSIC SWIM MEET LLC	R	18.00	ACCOUNTS PAYABLE CHECK
12629	01/04/2019	SPEEDWAY SUPERAMERICA LLC	R	82.66	ACCOUNTS PAYABLE CHECK
12630	01/08/2019	AMAZON	R	3791.97	ACCOUNTS PAYABLE CHECK
12631	01/10/2019	A-1 PEST & TERMITE DOCTORS	R	3530.64	ACCOUNTS PAYABLE CHECK
12632	01/10/2019	AM BUS & ACCESSORIESINC	R	66.02	ACCOUNTS PAYABLE CHECK
12633	01/10/2019	AMPLIFIED IT LLC	R	900.00	ACCOUNTS PAYABLE CHECK
12634	01/10/2019	CITRAN OCCUPATIONAL HEALTH	R	70.00	ACCOUNTS PAYABLE CHECK
12635	01/10/2019	CRT TECHNOLOGIES	R	535.25	ACCOUNTS PAYABLE CHECK
12636	01/10/2019	DE LAGE LANDEN FINANCIAL SERV INC	R	3136.00	ACCOUNTS PAYABLE CHECK
12637	01/10/2019	FRIENDS SERVICE COMPANY INC.	R	428.14	ACCOUNTS PAYABLE CHECK
12638	01/10/2019	GEER GAS	R	56.00	ACCOUNTS PAYABLE CHECK
12639	01/10/2019	GORDON FOODS	R	2469.87	ACCOUNTS PAYABLE CHECK
12640	01/10/2019	HILLYARD OHIO	R	4153.26	ACCOUNTS PAYABLE CHECK
12641	01/10/2019	MILLER'S TEXTILE SERVICES	R	325.62	ACCOUNTS PAYABLE CHECK
12642	01/10/2019	MONTGOMERY COUNTY ESC	R	705.00	ACCOUNTS PAYABLE CHECK
12643	01/10/2019	NEOLA INC	R	1225.00	ACCOUNTS PAYABLE CHECK
12644	01/10/2019	OMEA	R	155.00	ACCOUNTS PAYABLE CHECK
12645	01/10/2019	RD HOLDER OIL CO INC	R	9311.38	ACCOUNTS PAYABLE CHECK
12646	01/10/2019	REDTREE INVESTMENT GROUP	R	8024.90	ACCOUNTS PAYABLE CHECK
12647	01/10/2019	SMITH FOODS INC.	R	1138.84	ACCOUNTS PAYABLE CHECK
12648	01/10/2019	SPEER MECHANICAL	R	485.60	ACCOUNTS PAYABLE CHECK
12649	01/10/2019	TAC	R	616.88	ACCOUNTS PAYABLE CHECK
12650	01/10/2019	TIFCO INDUSTRIES	R	574.39	ACCOUNTS PAYABLE CHECK
12651	01/10/2019	TIME WARNER CABLE	R	353.03	ACCOUNTS PAYABLE CHECK
12652	01/10/2019	US AWARDS INC	R	1342.66	ACCOUNTS PAYABLE CHECK
12653	01/10/2019	VALLEY TIRE CO INC	R	1915.80	ACCOUNTS PAYABLE CHECK
12654	01/10/2019	VALTECH COMMUNICATIONS	R	666.95	ACCOUNTS PAYABLE CHECK
12655	01/10/2019	W R HACKETT	R	679.39	ACCOUNTS PAYABLE CHECK
12656	01/18/2019	CLARK COUNTY MUNICIPAL COURT	R	310.36	ACCOUNTS PAYABLE CHECK
12657	01/17/2019	AIR	R	119.90	ACCOUNTS PAYABLE CHECK
* 12657	01/23/2019	AIR	V	-119.90	VOID MANUAL CHECK
* 12687	01/17/2019	ALL-PHASE	R	190.80	ACCOUNTS PAYABLE CHECK
12688	01/17/2019	CUSTOM INK LLC	R	787.06	ACCOUNTS PAYABLE CHECK
12689	01/17/2019	CHRIS DIGERONIMO	R	101.50	ACCOUNTS PAYABLE CHECK
12690	01/17/2019	ENTRY FEES	R	150.00	ACCOUNTS PAYABLE CHECK
* 12690	01/23/2019	ENTRY FEES	V	-150.00	VOID MANUAL CHECK
12691	01/17/2019	ETCHIES CUSTOM AWARDS & MEMORIES	R	20.00	ACCOUNTS PAYABLE CHECK
12692	01/17/2019	FRIENDS SERVICE COMPANY INC.	R	249.97	ACCOUNTS PAYABLE CHECK
12693	01/17/2019	GORDON FOODS	R	3876.92	ACCOUNTS PAYABLE CHECK
12694	01/17/2019	GRAPHIC PRINTING	R	675.00	ACCOUNTS PAYABLE CHECK
12695	01/17/2019	DARLENE K GROGG	R	101.50	ACCOUNTS PAYABLE CHECK
12696	01/17/2019	HEATHER HAMILTON	R	4.99	ACCOUNTS PAYABLE CHECK
12697	01/17/2019	HART, BRIAN	R	145.00	ACCOUNTS PAYABLE CHECK
12698	01/17/2019	HOLMES MARKETING SERVICES	R	3349.42	ACCOUNTS PAYABLE CHECK
12699	01/17/2019	JENNIFER AND ANDREA HEISER MEMORIAL	R	813.00	ACCOUNTS PAYABLE CHECK
12700	01/17/2019	KIDDER DESIGN TECHNOLOGY & SCIENCE	R	285.28	ACCOUNTS PAYABLE CHECK
12701	01/17/2019	KLOSTERMAN BAKERY CO INC	R	216.88	ACCOUNTS PAYABLE CHECK
12702	01/17/2019	KROGER	R	139.98	ACCOUNTS PAYABLE CHECK
12703	01/17/2019	MILLER'S TEXTILE SERVICES	R	197.80	ACCOUNTS PAYABLE CHECK

SUNGARD K-12
DATE: 02/01/2019
TIME: 15:51:14

NORTHWESTERN LOCAL SD
CHECK REGISTER INCLUDING SYSTEM VOIDS

PAGE NUMBER: 2
ACCTPA21
ACCOUNTING PERIOD: 7/19

SELECTION CRITERIA: chkstat.rundate between '20190101 00:00:00.000' and '20190131 00:00:00.000'

12704	01/17/2019	NEW CARLISLE ROTARY CLUB	R	155.00	ACCOUNTS PAYABLE CHECK
12705	01/17/2019	OAEP	R	210.00	ACCOUNTS PAYABLE CHECK
12706	01/17/2019	OMEA	R	192.00	ACCOUNTS PAYABLE CHECK
12707	01/17/2019	OSBA	R	5214.00	ACCOUNTS PAYABLE CHECK
12708	01/17/2019	OVSBO	R	20.00	ACCOUNTS PAYABLE CHECK
12709	01/17/2019	PEPSI-COLA COMPANY	R	292.83	ACCOUNTS PAYABLE CHECK
12710	01/17/2019	PLE SECURITY INC	R	318.00	ACCOUNTS PAYABLE CHECK
12711	01/17/2019	SCOTT SCRIVEN LLP	R	285.00	ACCOUNTS PAYABLE CHECK
12712	01/17/2019	SIDNEY HIGH SCHOOL	R	15.00	ACCOUNTS PAYABLE CHECK
12713	01/17/2019	SMITH FOODS INC.	R	535.85	ACCOUNTS PAYABLE CHECK
12714	01/17/2019	US SCHOOL SUPPLY, INC	R	165.70	ACCOUNTS PAYABLE CHECK
12715	01/17/2019	W R HACKETT	R	1621.87	ACCOUNTS PAYABLE CHECK
12716	01/24/2019	ABOVE ALL GLASS	R	160.00	ACCOUNTS PAYABLE CHECK
12717	01/24/2019	ACT	R	432.00	ACCOUNTS PAYABLE CHECK
12718	01/24/2019	AIR	R	119.90	ACCOUNTS PAYABLE CHECK
12719	01/24/2019	BELLEFONTAINE SCHOOLS	R	150.00	ACCOUNTS PAYABLE CHECK
12720	01/24/2019	COLUMBIA GAS OF OHIO	R	711.57	ACCOUNTS PAYABLE CHECK
12721	01/24/2019	CORE SOURCE - DENTAL	R	12404.28	ACCOUNTS PAYABLE CHECK
12722	01/24/2019	DIRECT ENERGY BUSINESS	R	630.14	ACCOUNTS PAYABLE CHECK
12723	01/24/2019	DOMINO'S PIZZA	R	419.30	ACCOUNTS PAYABLE CHECK
12724	01/24/2019	EZPAY - INFORM DESIGN INC	R	686.95	ACCOUNTS PAYABLE CHECK
12725	01/24/2019	ANDREW GLEASON	R	261.00	ACCOUNTS PAYABLE CHECK
12726	01/24/2019	DARLENE K GROGG	R	290.00	ACCOUNTS PAYABLE CHECK
12727	01/24/2019	HEALTHCARE BILLING SERVICE INC	R	839.65	ACCOUNTS PAYABLE CHECK
12728	01/24/2019	INDUSTRIAL APPRAISAL COMPANY	R	235.00	ACCOUNTS PAYABLE CHECK
12729	01/24/2019	KENNEDY COTTRELL RICHARDS	R	2100.00	ACCOUNTS PAYABLE CHECK
12730	01/24/2019	KLOSTERMAN BAKERY CO INC	R	125.08	ACCOUNTS PAYABLE CHECK
12731	01/24/2019	MEGACITY FIRE PROTECTION INC.	R	898.25	ACCOUNTS PAYABLE CHECK
12732	01/24/2019	MILLER'S TEXTILE SERVICES	R	69.74	ACCOUNTS PAYABLE CHECK
12733	01/24/2019	NEW CARLISLE SPORTS FITNESS CN	R	1687.50	ACCOUNTS PAYABLE CHECK
12734	01/24/2019	OHIO EDISON COMPANY	R	21778.87	ACCOUNTS PAYABLE CHECK
12735	01/24/2019	PLE SECURITY INC	R	1376.17	ACCOUNTS PAYABLE CHECK
12736	01/24/2019	POELKING MARIAN LANES	R	200.00	ACCOUNTS PAYABLE CHECK
12737	01/28/2019	AMAZON	V	0.00	VOID: MULTI STUB CHECK
12738	01/28/2019	AMAZON	R	4197.56	ACCOUNTS PAYABLE CHECK
12739	01/29/2019	CLARK COUNTY JUVENILE COURT	R	648.00	ACCOUNTS PAYABLE CHECK
12740	01/29/2019	GARMANN MILLER & ASSOCIATES, INC	R	3039.71	ACCOUNTS PAYABLE CHECK
12741	01/29/2019	OIC OF CLARK COUNTY INC	R	1580.00	ACCOUNTS PAYABLE CHECK
12742	01/29/2019	OSU EXTENSION	R	105.00	ACCOUNTS PAYABLE CHECK
12743	01/29/2019	SOLID BLEND TECHNOLOGIES INC	R	700.00	ACCOUNTS PAYABLE CHECK
12744	01/29/2019	SPEEDWAY SUPERAMERICA LLC	R	421.62	ACCOUNTS PAYABLE CHECK
12745	01/29/2019	SPEER MECHANICAL	R	376.70	ACCOUNTS PAYABLE CHECK
* V11736	01/04/2019	AMERICAN FIDELITY SPENDING PLAN	R	1399.08	ACCOUNTS PAYABLE VOUCHER
* V11737	01/04/2019	CHILD SUPPORT	R	266.37	ACCOUNTS PAYABLE VOUCHER
* V11738	01/04/2019	FEDERAL MEDICARE FICA WITHHOLDING	R	41419.64	ACCOUNTS PAYABLE VOUCHER
* V11739	01/04/2019	NASE	R	1427.76	ACCOUNTS PAYABLE VOUCHER
* V11740	01/04/2019	NORTHWESTERN LOCAL SCHOOLS	R	5.00	ACCOUNTS PAYABLE VOUCHER
* V11741	01/04/2019	NTA	R	4627.74	ACCOUNTS PAYABLE VOUCHER
* V11742	01/04/2019	OHIO DEFERRED COMPENSATION	R	100.00	ACCOUNTS PAYABLE VOUCHER
* V11743	01/04/2019	SERS	R	9750.66	ACCOUNTS PAYABLE VOUCHER
* V11744	01/04/2019	SERS BOARD SHARE ESCROW	R	14573.88	ACCOUNTS PAYABLE VOUCHER
* V11745	01/04/2019	STATE TAX WITHHOLDING	R	8975.06	ACCOUNTS PAYABLE VOUCHER
* V11746	01/04/2019	STRS	R	44888.69	ACCOUNTS PAYABLE VOUCHER
* V11747	01/04/2019	STRS BOARD SHARE ESCROW	R	44893.44	ACCOUNTS PAYABLE VOUCHER
* V11748	01/04/2019	VOYA COMMON REMITTER	R	11231.00	ACCOUNTS PAYABLE VOUCHER
* V11749	01/04/2019	WORKERS COMP ESCROW	R	1685.42	ACCOUNTS PAYABLE VOUCHER
* V11750	01/11/2019	AMERICAN FIDELITY ADMIN SERVIC	R	111.75	ACCOUNTS PAYABLE VOUCHER

SUNGARD K-12
DATE: 02/01/2019
TIME: 15:51:14

NORTHWESTERN LOCAL SD
CHECK REGISTER INCLUDING SYSTEM VOIDS

PAGE NUMBER: 3
ACCTPA21
ACCOUNTING PERIOD: 7/19

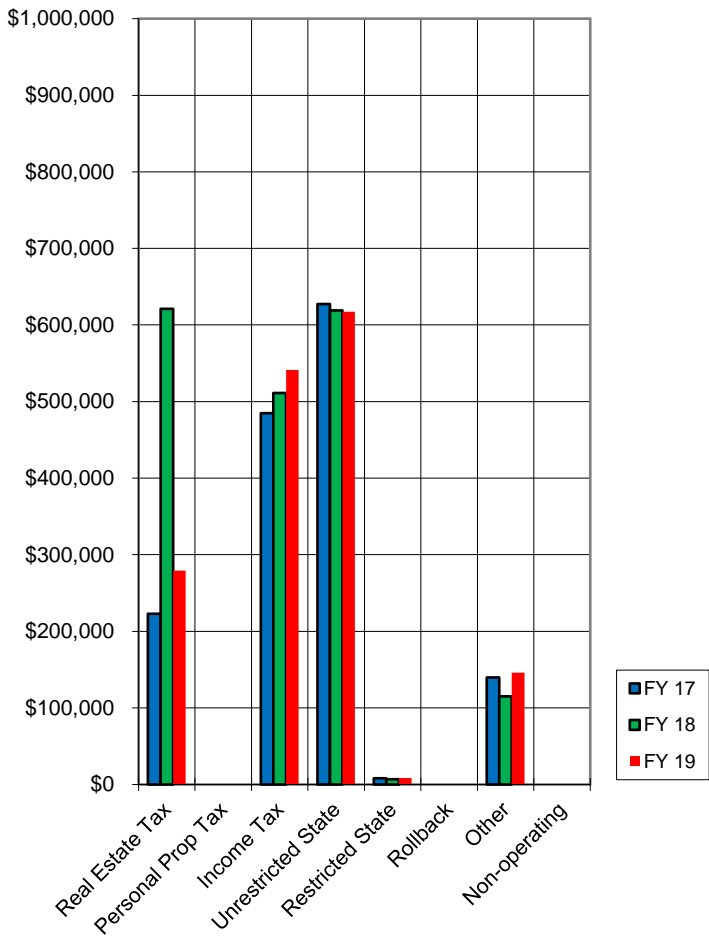
SELECTION CRITERIA: chkstat.rundate between '20190101 00:00:00.000' and '20190131 00:00:00.000'

* V11751	01/11/2019	CYNTHIA KAY CALDWELL	R	50.00	ACCOUNTS PAYABLE VOUCHER
* V11752	01/11/2019	CLARKSON PAM	R	19.08	ACCOUNTS PAYABLE VOUCHER
* V11753	01/11/2019	MIRANDA JO CROMWELL	R	17.55	ACCOUNTS PAYABLE VOUCHER
* V11754	01/11/2019	EMILY K DIXON-KAYS	R	1575.00	ACCOUNTS PAYABLE VOUCHER
* V11755	01/11/2019	ANTHONY J FRABOTTA	R	58.00	ACCOUNTS PAYABLE VOUCHER
* V11756	01/11/2019	MADISON-CHAMPAIGN ESC	R	85.00	ACCOUNTS PAYABLE VOUCHER
* V11757	01/11/2019	NORTHWESTERN LOCAL SCHOOLS	R	1015.97	ACCOUNTS PAYABLE VOUCHER
* V11758	01/11/2019	RUMPKE	R	1662.64	ACCOUNTS PAYABLE VOUCHER
* V11759	01/11/2019	JESSE DANIEL STEINER	R	1473.60	ACCOUNTS PAYABLE VOUCHER
* V11760	01/11/2019	STRATEGIC SOLUTIONS LLC	R	6185.69	ACCOUNTS PAYABLE VOUCHER
* V11761	01/11/2019	LORI ANN SWAFFORD	R	15.59	ACCOUNTS PAYABLE VOUCHER
* V11762	01/18/2019	AMERICAN FIDELITY INSURANCES	R	10258.96	ACCOUNTS PAYABLE VOUCHER
* V11763	01/18/2019	AMERICAN FIDELITY SPENDING PLAN	R	1379.10	ACCOUNTS PAYABLE VOUCHER
* V11764	01/18/2019	CHILD SUPPORT	R	266.37	ACCOUNTS PAYABLE VOUCHER
* V11765	01/18/2019	CITY TAXES	R	4283.30	ACCOUNTS PAYABLE VOUCHER
* V11766	01/18/2019	COMMITTEE FOR NORTHWESTERN	R	82.00	ACCOUNTS PAYABLE VOUCHER
* V11767	01/18/2019	DENTAL INSURANCE ESCROW	R	12027.96	ACCOUNTS PAYABLE VOUCHER
* V11768	01/18/2019	FEDERAL MEDICARE FICA WITHHOLDING	R	40993.38	ACCOUNTS PAYABLE VOUCHER
* V11769	01/18/2019	LIFE INSURANCE ESCROW	R	793.70	ACCOUNTS PAYABLE VOUCHER
* V11770	01/18/2019	MEDICAL INSURANCE ESCROW - HDHP	R	29219.96	ACCOUNTS PAYABLE VOUCHER
* V11771	01/18/2019	MEDICAL INSURANCE ESCROW - PPO	R	129502.36	ACCOUNTS PAYABLE VOUCHER
* V11772	01/18/2019	NASE	R	1427.76	ACCOUNTS PAYABLE VOUCHER
* V11773	01/18/2019	NORTHWESTERN LOCAL SCHOOLS	R	5.00	ACCOUNTS PAYABLE VOUCHER
* V11774	01/18/2019	NTA	R	4627.74	ACCOUNTS PAYABLE VOUCHER
* V11775	01/18/2019	OEA-FCPE	R	138.00	ACCOUNTS PAYABLE VOUCHER
* V11776	01/18/2019	OHIO DEFERRED COMPENSATION	R	100.00	ACCOUNTS PAYABLE VOUCHER
* V11777	01/18/2019	SCHOOL DISTRICT TAXES	R	4021.76	ACCOUNTS PAYABLE VOUCHER
* V11778	01/18/2019	SERS	R	9120.79	ACCOUNTS PAYABLE VOUCHER
* V11779	01/18/2019	SERS BOARD SHARE ESCROW	R	13629.06	ACCOUNTS PAYABLE VOUCHER
* V11780	01/18/2019	STATE TAX WITHHOLDING	R	8925.09	ACCOUNTS PAYABLE VOUCHER
* V11781	01/18/2019	STRS	R	43762.18	ACCOUNTS PAYABLE VOUCHER
* V11782	01/18/2019	STRS BOARD SHARE ESCROW	R	43762.17	ACCOUNTS PAYABLE VOUCHER
* V11783	01/18/2019	UNITED WAY	R	50.00	ACCOUNTS PAYABLE VOUCHER
* V11784	01/18/2019	VISION INSURANCE ESCROW	R	3170.16	ACCOUNTS PAYABLE VOUCHER
* V11785	01/18/2019	VOYA COMMON REMITTER	R	11231.00	ACCOUNTS PAYABLE VOUCHER
* V11786	01/18/2019	WORKERS COMP ESCROW	R	1651.20	ACCOUNTS PAYABLE VOUCHER
* V11787	01/18/2019	CLARK COUNTY ESC	R	48586.91	ACCOUNTS PAYABLE VOUCHER
* V11788	01/25/2019	BEALS BRAD	R	73.54	ACCOUNTS PAYABLE VOUCHER
* V11789	01/25/2019	DINSMORE & SHOHL LLP	R	1000.00	ACCOUNTS PAYABLE VOUCHER
* V11790	01/25/2019	ERICA L HILLARD	R	120.00	ACCOUNTS PAYABLE VOUCHER
* V11791	01/25/2019	CLARENCE J HOBBY III	R	507.94	ACCOUNTS PAYABLE VOUCHER
* V11792	01/25/2019	MADISON-CHAMPAIGN ESC	R	90997.00	ACCOUNTS PAYABLE VOUCHER
* V11793	01/25/2019	CHRISTINA RAE MILLER	R	63.98	ACCOUNTS PAYABLE VOUCHER
* V11794	01/25/2019	NORTHWESTERN LOCAL SCHOOLS	R	185.63	ACCOUNTS PAYABLE VOUCHER
* V11795	01/25/2019	SOUTHWESTERN OHIO EPC	R	163955.95	ACCOUNTS PAYABLE VOUCHER
* V11796	01/25/2019	LORI ANN SWAFFORD	R	111.00	ACCOUNTS PAYABLE VOUCHER
* V11797	01/02/2019	AMERICAN EXPRESS	R	61445.09	ACCOUNTS PAYABLE VOUCHER
TOTAL FUND				1065605.20	
TOTAL REPORT				1065605.20	

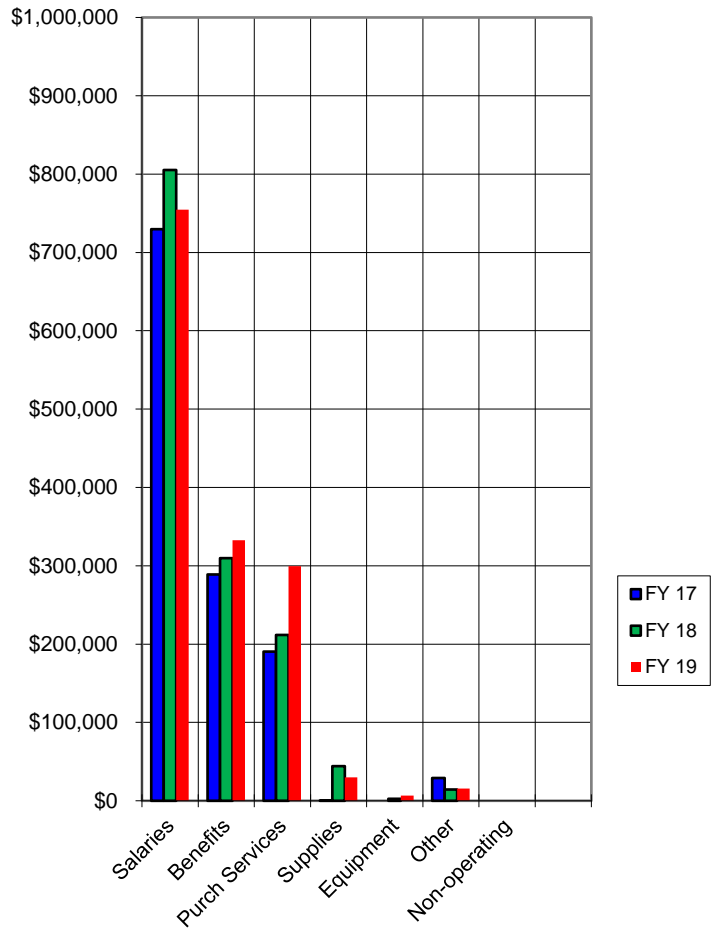
NORTHWESTERN LOCAL SCHOOLS

REVENUE	JAN FY 17	JAN FY 18	JAN FY 19	EXPENDITURES	JAN FY 17	JAN FY 18	JAN FY 19
Real Estate Tax	\$222,753	\$621,000	\$279,300	Salaries	\$729,816	\$805,416	\$754,461
Personal Prop Tax	\$0	\$0		Benefits	\$288,710	\$309,689	\$332,711
Income Tax	\$484,997	\$511,151	\$541,273	Purch Services	\$190,355	\$211,547	\$299,588
Unrestricted State	\$627,239	\$619,121	\$617,444	Supplies	\$373	\$44,345	\$29,762
Restricted State	\$8,059	\$6,710	\$8,681	Equipment	\$0	\$2,460	\$6,809
Rollback	\$0	\$0	\$0	Other	\$29,072	\$14,432	\$15,389
Other	\$139,712	\$115,087	\$145,920	Non-operating	\$0	\$0	\$0
Non-operating	\$0	\$0	\$0				
Total	\$1,482,759	\$1,873,068	\$1,592,616	Total	\$1,238,325	\$1,387,889	\$1,438,719

Monthly Revenue



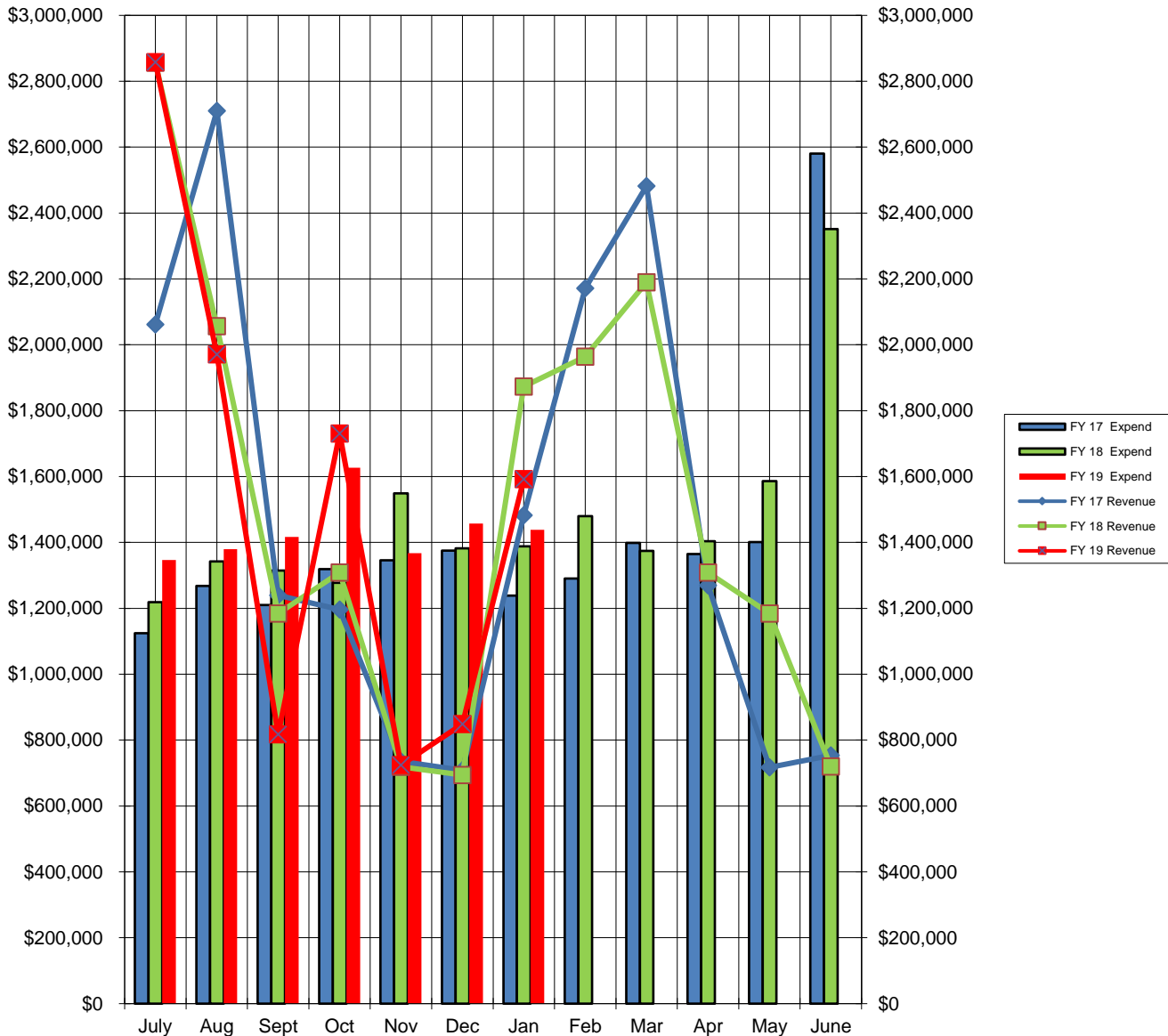
Monthly Expenditures



NORTHWESTERN LOCAL SCHOOLS - GENERAL FUND

	FY 17			FY 18			FY 19		
	Expend	Revenue	Revenue	Expend	Revenue	Revenue	Expend	Revenue	Revenue
July	\$1,124,918	\$2,062,113	\$2,856,154	\$1,218,575	\$2,062,113	\$2,858,119	\$1,346,453	\$2,062,113	\$2,858,119
Aug	\$1,268,405	\$2,709,932	\$2,056,742	\$1,342,753	\$2,709,932	\$1,970,992	\$1,379,325	\$2,709,932	\$1,970,992
Sept	\$1,210,535	\$1,239,649	\$1,184,361	\$1,315,066	\$1,239,649	\$817,828	\$1,416,580	\$1,239,649	\$817,828
Oct	\$1,319,434	\$1,196,416	\$1,308,367	\$1,277,477	\$1,196,416	\$1,730,765	\$1,627,258	\$1,196,416	\$1,730,765
Nov	\$1,345,781	\$735,132	\$719,150	\$1,549,404	\$735,132	\$724,039	\$1,367,869	\$735,132	\$724,039
Dec	\$1,375,655	\$708,319	\$694,109	\$1,382,475	\$708,319	\$849,121	\$1,457,495	\$708,319	\$849,121
Jan	\$1,238,325	\$1,482,759	\$1,873,068	\$1,387,889	\$1,482,759	\$1,592,616	\$1,438,719	\$1,482,759	\$1,592,616
Feb	\$1,290,932	\$2,171,094	\$1,963,733	\$1,480,051	\$2,171,094			\$2,171,094	
Mar	\$1,398,410	\$2,481,577	\$2,189,379	\$1,374,272	\$2,481,577			\$2,481,577	
Apr	\$1,364,680	\$1,269,813	\$1,308,803	\$1,403,699	\$1,269,813			\$1,269,813	
May	\$1,401,146	\$717,327	\$1,184,536	\$1,586,236	\$717,327			\$717,327	
June	\$2,580,418	\$753,668	\$719,782	\$2,351,009	\$753,668			\$753,668	

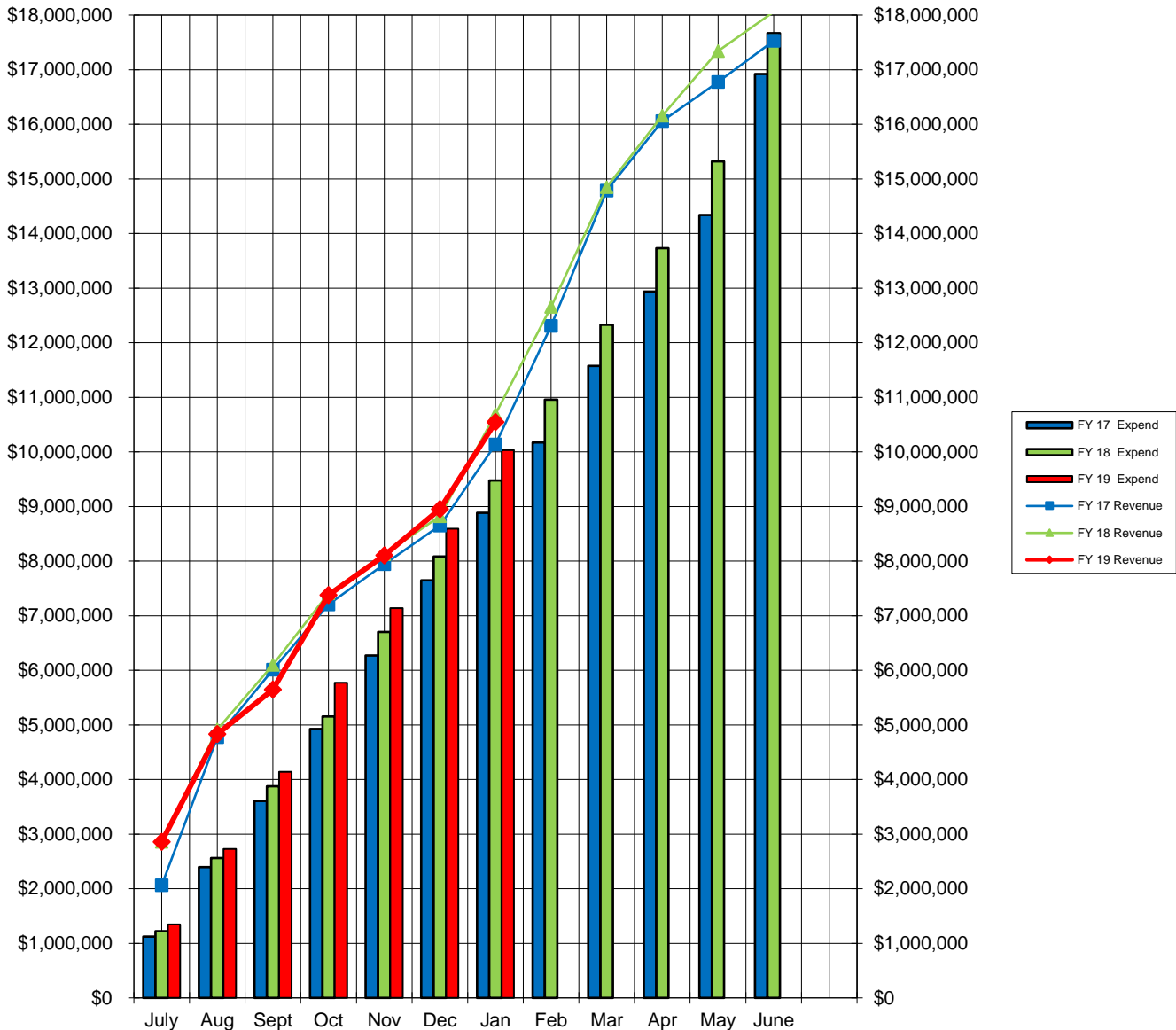
Monthly Revenue/Expenditure Comparisons



NORTHWESTERN LOCAL SCHOOLS - GENERAL FUND

	FYTD 17	FYTD 18	FYTD 19		FYTD 17	FYTD 18	FYTD 19
	Expend	Expend	Expend		Revenue	Revenue	Revenue
July	\$1,124,918	\$1,218,575	\$1,346,453	July	\$2,062,113	\$2,856,154	\$2,858,119
Aug	\$2,393,323	\$2,561,327	\$2,725,778	Aug	\$4,772,045	\$4,912,895	\$4,829,111
Sept	\$3,603,858	\$3,876,394	\$4,142,358	Sept	\$6,011,694	\$6,097,256	\$5,646,939
Oct	\$4,923,292	\$5,153,871	\$5,769,616	Oct	\$7,208,110	\$7,405,623	\$7,377,704
Nov	\$6,269,073	\$6,703,275	\$7,137,485	Nov	\$7,943,242	\$8,124,774	\$8,101,743
Dec	\$7,644,728	\$8,085,749	\$8,594,980	Dec	\$8,651,561	\$8,818,882	\$8,950,864
Jan	\$8,883,053	\$9,473,638	\$10,033,699	Jan	\$10,134,320	\$10,691,950	\$10,543,481
Feb	\$10,173,986	\$10,953,689		Feb	\$12,305,414	\$12,655,683	
Mar	\$11,572,396	\$12,327,961		Mar	\$14,786,992	\$14,845,061	
Apr	\$12,937,076	\$13,731,660		Apr	\$16,056,805	\$16,153,864	
May	\$14,338,222	\$15,317,895		May	\$16,774,131	\$17,338,401	
June	\$16,918,640	\$17,668,904		June	\$17,527,800	\$18,058,183	

Year to Date Revenue/Expenditure Comparisons



NORTHWESTERN LOCAL SCHOOLS - GENERAL FUND

	FY 17	FY 18	FY 19	FY 17	FY 18	FY 19
	Cash	Cash	Cash	Unencumbered	Unencumbered	Unencumbered
July	\$7,109,699	\$8,419,243	\$8,682,609	July	\$6,315,144	\$7,529,357
Aug	\$8,551,226	\$9,133,232	\$9,274,276	Aug	\$7,788,113	\$8,291,239
Sept	\$8,580,340	\$9,002,526	\$8,675,524	Sept	\$7,041,370	\$7,154,862
Oct	\$8,457,322	\$9,033,416	\$8,779,031	Oct	\$7,079,286	\$7,209,786
Nov	\$7,846,673	\$8,203,163	\$8,135,201	Nov	\$6,585,732	\$6,587,339
Dec	\$7,179,337	\$7,514,796	\$7,526,827	Dec	\$6,177,889	\$6,044,724
Jan	\$7,423,771	\$7,999,976	\$7,680,724	Jan	\$6,318,851	\$6,584,828
Feb	\$8,303,933	\$8,483,658		Feb	\$7,376,046	\$7,343,150
Mar	\$9,387,100	\$9,298,764		Mar	\$8,574,434	\$8,229,228
Apr	\$9,292,233	\$9,203,868		Apr	\$8,582,710	\$8,328,525
May	\$8,608,413	\$8,802,169		May	\$7,970,364	\$8,263,847
June	\$6,781,664	\$7,170,942		June	\$6,744,776	\$7,140,670

Month Ending Cash Balance Comparisons

