


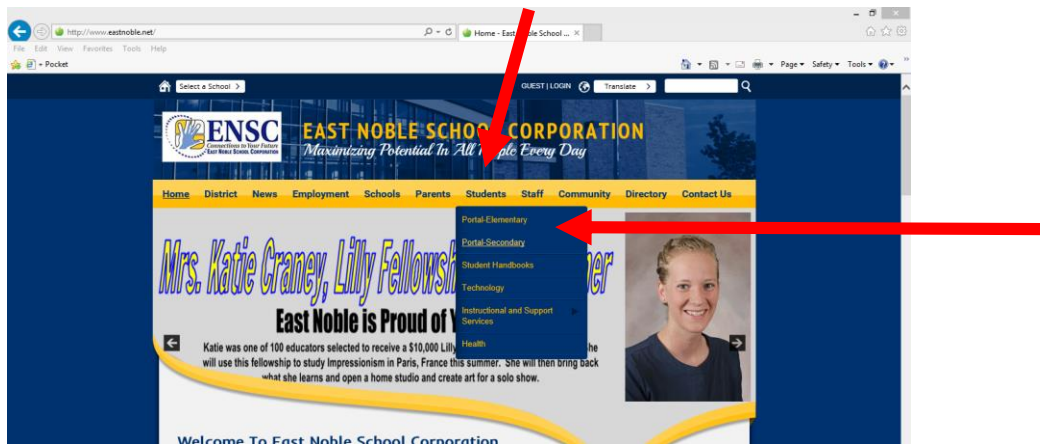
PowerSchool Tutorial for Students

Introduction

PowerSchool is the Student Information System (SIS) used by the East Noble School District. It is a web-based application that allows students to login to a secure account from home and school; access real-time assignments, grades and attendance; request reports; email teachers; and more.

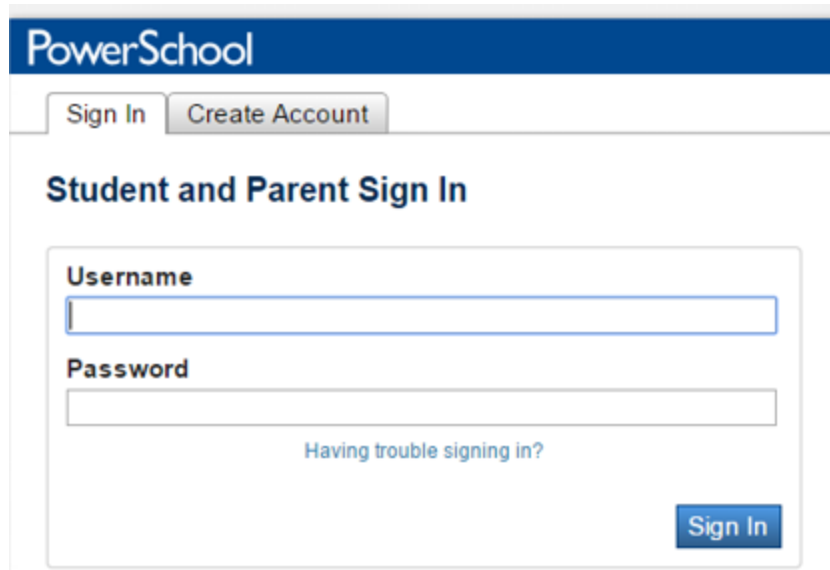
Student Access to PowerSchool

PowerSchool can be accessed through the school websites. The direct corporation link is www.eastnoble.net. From there select the "Students" drop down then "Student Portal". From there, click on the "PowerSchool" Gradebook Viewer icon.



Logging into PowerSchool

Once you are on the login screen, you enter the same username and password you would use to login to your computer.



The image shows the PowerSchool login interface. At the top, there is a blue header with the "PowerSchool" logo. Below the header, there are two buttons: "Sign In" and "Create Account". The main heading is "Student and Parent Sign In". There are two input fields: "Username" and "Password". Below the password field, there is a link that says "Having trouble signing in?". At the bottom right, there is a blue "Sign In" button.

The PowerSchool Environment

PowerSchool opens to the **Grades and Attendance** page. It is a quick lookup page which shows classes, teachers, grades and attendance which pull from the teacher gradebooks for the current term. Once grades start to appear under the terms, you may double-click the grade to see class assignments.



The image shows the PowerSchool interface after logging in. The top navigation bar includes the PowerSchool logo and a menu of icons: Grades and Attendance (highlighted with a red box), Grade History, Attendance History, Email Notification, Teacher Comments, School Bulletin, Class Registration, My Calendars, and Account Preferences. Below the navigation bar, there is a user profile section with the names "Breanna", "Katelin", and "Trevor". To the right, it says "Silva, Karen (Last Login: 8/17/2010 at 9:58 AM)" and a "Logout" button. The main content area is titled "Grades and Attendance" and contains a table with the following data:

		Attendance By Class											
Term	Class	H	F	Course	Q1	Q2	X1	O3	O4	X2	Absences	Tardies	
				World History(A) Clark, Kelly	--	--	--	--	--	--	0	0	
2(M-F)				Spanish II(A) Bracero, Jeannette	--	--	--	--	--	--	0	0	
3(M-F)				Algebra II(H)	--	--	--	--	--	--	0	0	

Other pages may be accessed by clicking on the icons in the menu bar at the top of the screen.

Grades History shows final term grades that have been stored into student course history.

Attendance History gives a breakdown of dates absent and absence reasons.

Email Notification allows you to choose what reports you would like emailed to you and how often.

This feature is optional, and reports can be quite voluminous. Most of this information can be obtained from the web pages.

Teacher Comments allows you to view comments teachers have made relative to the class. You may also find comments in the Grades and Attendance area relative to the term.

School Bulletin allows access to the school bulletin if one is published.

Class Registration is for course requests for the coming year. Although at times students are able to make selections on this page, it is current district policy that this is done while in the office of their guidance counselor.

App for Mobile Devices

