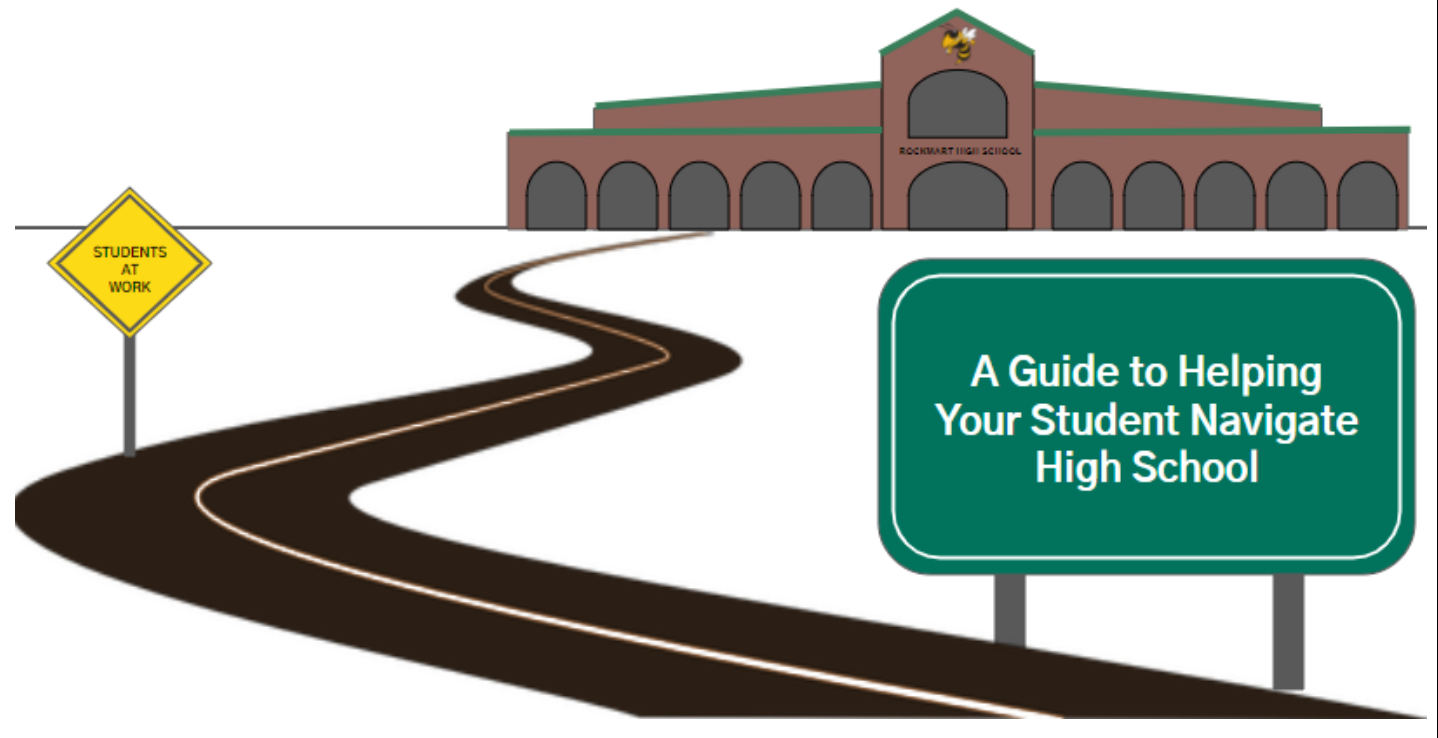


# ROCKMART HIGH SCHOOL Parent ROADMAP



## Rockmart High School

990 Cartersville Highway

Rockmart, GA 30153

(770) 684-5432

This document was prepared February 2022. Content subject to change and periodic updates.



START HERE

# Preparing for the Journey

This section details the requirements for promotion and graduation.

## Credit System:

Promotion at the high school level is based on credits earned. The following promotional standards must be met by all students:

- a. Promotion to 10th: earn 5 credits during 9th grade year
- b. Promotion to 11th: earn 11 credits during 10th grade year
- c. Promotion to 12th: earn 17 credits during 11th grade year
- d. **Graduation: 23 credits in the correct combination**

### How is this different from middle school?

The school year is divided into two semesters. Each class is a year long course, earning a ½ unit of credit each semester (fall and spring) for one full unit of credit.

This means that:

- Students earn a first semester grade and a second semester grade.
- Grades **do not** carry over from fall semester to spring semester.
- Students have to pass **both** semesters to pass the course.

Students who fail one or both semesters of a course must recover the credit by either:

- Taking the class again OR
- Completing Credit Recovery on Odysseyware  
(Opportunities may include summer school, Directed Studies, etc).

## Credit Requirements for Graduation:

In order to graduate, students must earn a minimum of 23 credits, but these credits must be in the correct courses. The order of courses is especially important for completing a Pathway. (Pathway options on pg 4)

4 credits in English 4 credits in Math 4 credits in Science 3 credits in Social Studies*	3 credits in the same area/pathway (CTAE or fine arts.)  For a list of pathway options, see page 4	1 credit in P.E. and Health (both are taken in 9th grade)	4 credits from additional electives  (2 credits in foreign language are required for most college admissions)	<h1>23</h1> Credits
15 Credits	3 Credits	1 Credit	4 Credits	

\*Whereas the minimum requirement for Social Studies is 3 credits, Polk School District students will earn 4 credits.

## Testing Requirements:

Students will be required to complete a Georgia Milestones End-of-Course assessment (“EOC”) in 4 courses:

**Algebra I**

**Biology**

**American Literature**

**U.S. History**

These tests are required by the state and are typically given in Semester 2 during the last month of school.

**Georgia Milestones EOCs count as 20% of your student’s final grade in this course.** However, classes that do not have a state EOC will have a final exam; the final exam counts as 20% of the final grade.

High School students also complete a series of elective courses (their “Pathway”) over the course of their time in high school. Some Pathways require an End of Pathway Assessment (EOPA) when they have completed the third course in their pathway sequence. For a list of the Pathway options, see page 4.

## Extracurricular Activities:

RHS offers students a variety of clubs, sports, and extracurricular activities.

SPORTS:		
Fall:	Winter:	Spring:
Football Cheerleading Cross Country Volleyball Softball	Basketball Wrestling Cheerleading	Baseball Track Tennis Golf Soccer

FINE ARTS:*	*These can also count as a Fine Arts Pathway.		
Art	Band	Chorus	Drama

CLUBS & ORGANIZATIONS:	
Academic Team American Sign Language Club Chick-fil-A Leader Academy Honors Art Club Fellowship of Christian Athletes FFA Future Business Leaders of America	International Thespian Society Kappa Pi Beta Key Club National Honor Society RHS Gaming Club SkillsUSA Student Council

## PATHWAY OPTIONS

### Law, Public Safety, Corrections and Security

1st Year: Introduction to Law  
2nd Year: Criminal Justice Essentials  
3rd Year: Criminal Investigations

### Health Science

1st Year: Intro to Healthcare  
2nd Year: Essentials of Healthcare\*\*  
3rd Year: Patient Care Fundamentals  
Emergency Medical Responder  
Dental Science II  
Sports Medicine  
Medical Office  
Diagnostics/Phlebotomy

### Architecture and Construction

1st Year: Occupational Safety  
2nd Year: Intro to Construction  
3rd Year: Carpentry I

### Science, Technology, Engineering and Mathematics

#### Engineering & Technology

1st Year: Foundations of Engineering  
2nd Year: Engineering Concepts  
3rd Year: Engineering Applications  
4th Year: Robotics and Automated Systems

### Agriculture, Food, and Natural Resources

#### Animal Mechanical Systems

1st Year: Basic Agricultural Science  
2nd Year: Agricultural Mechanics Technology I  
3rd Year: Agricultural Animal Production & Management

#### Food Animal Systems

1st Year: Basic Agricultural Science  
2nd Year: Animal Science & Biotechnology\*  
3rd Year: Agricultural Animal Production & Management

#### Agricultural Mechanical Systems

1st Year: Basic Agricultural Science  
2nd Year: Agricultural Mechanics Technology I  
3rd Year: Agricultural Mechanics Technology II

#### Equine Science

1st Year: Basic Agriculture Science  
2nd Year: Animal Science & Biotechnology\*  
3rd Year: Equine Science

#### Forest Mechanical Systems

1st Year: Basic Agriculture Science  
2nd Year: Agricultural Mechanics Technology I  
3rd Year: Forest Science\*

#### Forestry/Animal Science

1st Year: Basic Agriculture Science  
2nd Year: Forest Science\*  
3rd Year: Animal Science & Biotechnology\*

### Transportation, Distribution and Logistics

1st Year: Auto I  
2nd Year: Auto II  
3rd Year: Auto III  
4th Year: Auto IV

### Information Technology

#### \*Programming

1st Year: Introduction to Hardware Technology  
2nd Year: Computer Science Principles\*  
3rd Year: Programming\*  
\*This pathway can also serve as two years of foreign language.

#### Cyber Security

1st Year: Introduction to Software Technology  
2nd Year: Introduction to Cybersecurity  
3rd Year: Advanced Cybersecurity

### Human Services

#### Personal Care Services-Cosmetology

1st Year: Introduction to Personal Care  
2nd Year: Cosmetology Services II  
3rd Year: Cosmetology Services III  
4th Year: Cosmetology Services IV

### Arts, A/V Technology, and Communications

1st Year: Introduction to Graphic Design  
2nd Year: Graphic Design and Production  
3rd Year: Advanced Graphic Design

\*This Course meets graduation requirements and is recognized by the Board of Regents as a Fourth Science

\*\*Students that successfully complete Essentials of Healthcare will also receive credit for Human Anatomy and Physiology



## Checking your “G.P.S.”

When we are going on a trip, we often use a GPS to give us directions and to know where we are as we progress toward our destination. In the same way, there are 3 factors that parents and guardians need to be aware of as they guide their students and monitor their progress toward graduation. We'll refer to these as our “G.P.S.”

As you monitor your child’s progress, you should frequently check:

<b><u>G</u>rades</b>	<b><u>P</u>arent-Teacher Communication</b>	<b><u>S</u>tudent Apps &amp; Tools</b>
<p>Parents can monitor student grades and attendance using PowerSchool.</p> <p>In this section we will address:</p> <ul style="list-style-type: none"> <li>- How to get your PowerSchool information</li> <li>- PowerSchool app</li> </ul>	<p>We encourage open lines of communication between parents and teachers.</p> <p>In this section we will address:</p> <ul style="list-style-type: none"> <li>- Automated calling system</li> <li>- How to find teacher email addresses</li> <li>- How to use Remind</li> </ul>	<p>Much of today’s learning involves students using a variety of digital apps and tools.</p> <p>In this section we will address:</p> <ul style="list-style-type: none"> <li>- PSD Google accounts</li> <li>- Google Classroom</li> </ul>

## Grades: PowerSchool

Polk School District uses PowerSchool as our Student Information System. Your student’s contact information, medical information, and schedules are kept in PowerSchool, along with grades and attendance.

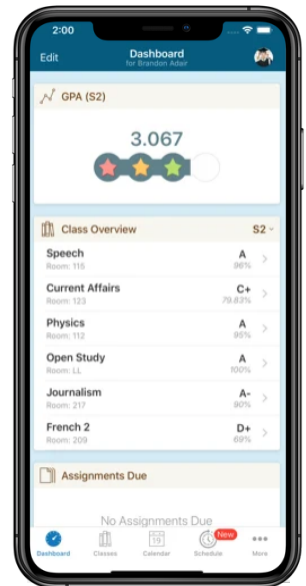
We highly encourage parents to frequently monitor your student’s attendance and grades using the PowerSchool parent portal.

To login into PowerSchool, you will need:

Our District Code: **S T M L**  
Login  
Password



Free app available for iOS and Android!



To get this information for your student, please contact our Parent Involvement Coordinator:

Amanda Mohon

Phone: (770) 684-5432

Email: [amohon@polk.k12.ga.us](mailto:amohon@polk.k12.ga.us)

Teachers update attendance daily and grades at least once weekly. If you have questions about attendance or grades in a teacher’s class, you are encouraged to contact that teacher directly.

## Parent-Teacher Communication:

### Automated Call System:

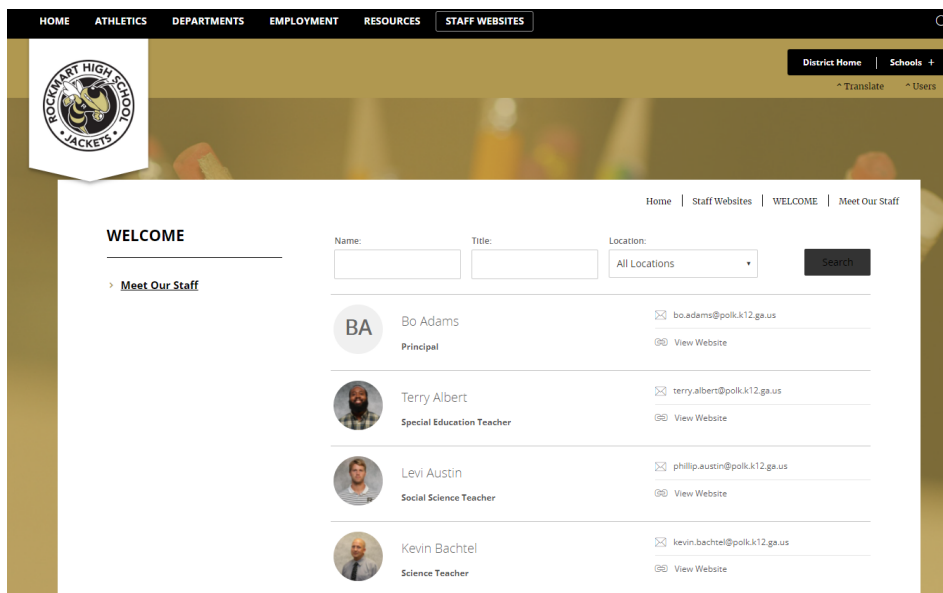
Our district uses an automated call system called Blackboard to send school-wide phone messages to parents. This may include information about school closures for inclement weather, upcoming events, etc.

Blackboard uses the phone number listed in your student's PowerSchool record, so you are automatically enrolled. However, it is very important that if your phone number changes, you notify the school so we can update our records in PowerSchool. **If your contact information changes, please call us at (770) 684-5432.**

### Teacher Email Address and Websites:

Every teacher has a Polk School District email address. You can find this information a few different ways:

- You can find teacher email addresses in PowerSchool
- You can find teacher email addresses on the RHS website.



From the RHS website:

- Click "STAFF DIRECTORY" in the top banner
- Find the teacher's name in the directory.

You will also see a link to each teacher's class website, where you can find more information.

### School Status:

Polk School District utilizes a service called School Status for parent-teacher and teacher-student communication. Much like Remind, this system allows teachers to send class-wide messages (e.g., homework reminders, announcements, etc.) to students and parents. School Status also provides each teacher or staff member with a direct phone number, allowing teachers to communicate with students or parents by phone call or text message. Teachers can call you, and you can call teachers directly, and all contacts are recorded.

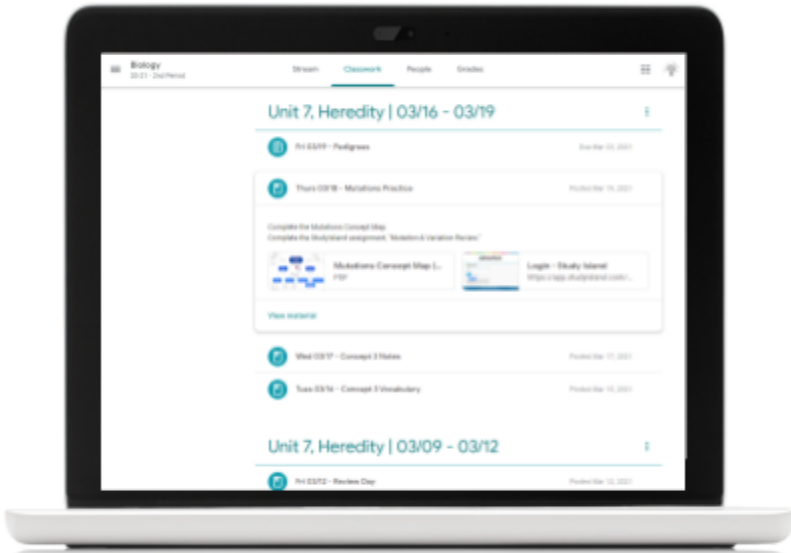
- **Be sure to save each teacher's phone number to your contacts!**
- **If your phone number ever changes or you need to update contact preferences, call the front office at (770) 684-5432.**

## Student Apps and Tools:

In today's digital world, the classroom is infused with technology. Teachers and students use various tools and apps for instruction, communication, assessment, and more.

Polk School District provides each student and teacher with a Google Workspace for Education account, giving them access to a number of tools and resources, including:

Gmail   Google Drive   Google Classroom  
Google Slides   Google Docs   and more



### Keeping Up with Passwords:



Polk School District uses a service called Clever to manage frequently used apps and websites. It allows students to sign in to school apps and websites with a single click, removing the need to remember multiple usernames and passwords.

To sign in to Clever, students will need:

Username: their 6-digit PowerSchool ID  
Password: birthday as mmddyyyy  
(Example: Mar. 2, 2005 = 03022005)

### Google Classroom:

RHS teachers utilize Google Classroom. It provides each class with a central online location where teachers may:

- Share notes and presentations
- Post videos and animations
- Post online quizzes
- Provide a place to upload assignments

Parents and Guardians can opt-in to receive automated weekly updates from Google Classroom about resources that have been posted and the status of student work. For more information, contact your student's teachers.

### Accessing Google Accounts:

Students will access their Google Workspace apps (like Google Drive, Docs, Google Classroom, etc) by signing in using an email address like the one below

**firstname.lastname@polk.k12.ga.us\***

\*Some students' addresses may have additional characters due to multiple students having the same last name.

For help with Google Accounts or signing in with Clever, please see our Media Specialist or Technology Specialist in the Media Center.



## Mile Marker 9: Objectives for Freshmen Year

9th grade year is a big transition! Below you will find some key things that students need to know or do during their first year of high school, along with notes and names of key people who can help with each step along the way.

Timeline	Task	Notes/Contact Person
All year	<p><b>Pass all classes!</b> Students' grades will affect various things, such as:</p> <ul style="list-style-type: none"> <li>- Eligibility for sports</li> <li>- Eligibility to continue in honors classes*</li> <li>- Future eligibility for HOPE</li> <li>- and, most importantly, progress toward graduation.</li> </ul> <p>In order to be on track for graduation, students must earn at least 5 credits during Freshman year, 2.5 in semester 1 and 2.5 in semester 2.</p>	<ul style="list-style-type: none"> <li>- Progress Reports go home every 4 ½ weeks!</li> <li>- Parents can check grades and attendance ANY time using PowerSchool.</li> </ul> <p>* To continue in gifted/honors, students must maintain an average of 80 or better in all gifted/honors courses each term. Students who don't meet this criteria will be placed on probation. * Students must maintain an overall GPA of 92.5 in order to be an Honor Graduate.</p>
All year	<p><b>Maintain good attendance!</b> Good attendance is critical to students' success and should be a priority for students <i>and</i> parents.</p> <p>Students who miss more than 7 days in a class may lose credit for that class, even if they earn a passing grade.</p>	<ul style="list-style-type: none"> <li>- Students with more than 7 absences will have to appeal to receive credit.</li> <li>- If your student is absent, please send an excuse within 3 school days.</li> </ul>
Any time	<p><b>Find a club, sport, or activity.</b> RHS has a wide variety of extracurricular activities. Get involved!</p>	<ul style="list-style-type: none"> <li>- For more information on clubs, sports, and activities, see our website.</li> </ul>
Any time	<p><b>Attend tutoring if needed.</b> All students struggle at some point. Every subject area offers tutoring before and after school.</p>	<ul style="list-style-type: none"> <li>- For the tutoring schedule, please see our website or contact the office.</li> </ul>
January/February	<p><b>Register for classes for next year.</b> At this time you will begin to explore Pathway options to narrow down your choices.</p>	Mrs. Floyd, Asst. Principal Ms. Bradford, 9-10 Counselor
Semester 2	<p><b>Begin exploring YouScience.</b> YouScience is a platform that assesses students' strengths and aptitudes and offers insight as they explore careers related to those strengths.</p>	Mrs. Thaxton, Work-Based Learning Coordinator College and Career Academy
END OF YEAR	<p><b>Minimum number of credits earned to be on track for graduation:</b></p>	<b>5 credits</b>



# Mile Marker 10: Objectives Sophomore Year

Below are key things students need to know or do during their second year of high school.

Timeline	Task	Notes/Contact Person
All year	<b>Pass all classes!</b> Students must pass all their current classes <i>and</i> retake any courses they did not pass last year.	*80 average or better required in honors or gifted classes to continue in gifted/honors.
All year	<b>Continue to maintain good attendance!</b> Remember, having more than 7 absences may result in a student losing credit for classes passed.	Parents can use PowerSchool to view class attendance ANY time. Report concerns to the teacher.
All year	<b>Begin looking at post-secondary plans.</b> What might the next step after high school be? 2 year college, 4 year college, technical school, military, the workforce? These plans will influence what classes students need to take.	Ms. Bradford, 9-10 Counselor
Fall Semester	<b>Take the PSAT (if college-bound)</b> The PSAT will give students an indication of how they will perform on the SAT. Listen for an announcement to sign up to take the PSAT here at Rockmart High School.	Ms. Bradford, 9-10 Counselor
January/February	<b>Register for classes for next year.</b> <ul style="list-style-type: none"> <li>- Students entering 11th grade need to declare their pathway and stick with it!</li> <li>- College bound students need to ensure their schedule allows them to complete the world language requirement (2/3 credits).*</li> <li>- College bound students may also begin to consider taking Dual Enrollment classes during their junior and/or senior year.**</li> <li>- Students may also have 1 Work-Based Learning (WBL) period during junior year.</li> </ul>	Mrs. Floyd, Asst. Principal Ms. Bradford, 9-10 Counselor Ms. Wigley, 11-12 Counselor Mrs. Thaxton, WBL Coordinator  *College bound students should complete 2 credits of Spanish or 3 credits of programming.  **Students interested in Dual Enrollment need to take the Accuplacer exam (unless they are exempted by SAT/ACT scores)
Late Spring	<b>AP Tests: AP Literature, AP US History</b> Students enrolled in AP can take the AP exam for their course to potentially earn college credit.	Mrs. Floyd, Asst. Principal Individual AP teachers
END OF YEAR	<b>Minimum number of credits earned to be on track for graduation:</b>	<b>11 credits</b>



# Mile Marker 11: Objectives for Junior Year

By the end of Junior Year, students are beginning to make final preparations for graduation! Below are key things students need to know or do during their third year of high school.

Timeline	Task	Notes/Contact Person
All year	<b>Pass all classes!</b> Students must pass all their current classes <i>and</i> retake any courses they did not pass last year.	*80 average or better required in honors or gifted classes to continue in gifted/honors. * 92.5 overall GPA required to graduate as an Honor Graduate.
All year	<b>Continue to maintain good attendance!</b> Remember, having more than 7 absences may result in a student losing credit for classes passed.	Parents can use PowerSchool to view class attendance ANY time. Report concerns to the teacher.
All year	<b>Review/revise post-secondary plans.</b> Continue to think about and plan for the next step after high school. Meet with a counselor if needed.	Ms. Wigley, 11-12 Counselor
All year	<b>Continue pathway courses.</b> Some students who complete their 3rd pathway course during junior year will need to complete an End of Pathway Assessment (EOPA).	Mr. Blalock, Asst. Principal College and Career Academy
Fall Semester	<b>Sign up for ACT/SAT (if college-bound)</b> The ACT and SAT are given throughout the year. Meet with a counselor to discuss which test best fits you and your college plans and to register!	Ms. Wigley, 11-12 Counselor
January/February	<b>Register for classes for next year.</b> <ul style="list-style-type: none"> <li>- Ensure students will complete their pathway sequence by graduation.</li> <li>- College bound students may also begin to consider taking Dual Enrollment classes during their junior and/or senior year.</li> <li>- Students may also have 1 to 3 Work-Based Learning periods during junior year.</li> </ul>	Mrs. Floyd, Asst. Principal Ms. Wigley, 11-12 Counselor Mrs. Thaxton, Work-Based Learning Coordinator  Students interested in Dual Enrollment need to take the Accuplacer exam (unless they are exempted by SAT/ACT scores)
Spring	<b>Have a great time at Junior Prom!</b>	
Late Spring	<b>AP Tests:</b> Students enrolled in AP can take the AP exam for their course to potentially earn college credit.	Mrs. Floyd, Asst. Principal Individual AP teachers
END OF YEAR	<b>Minimum number of credits earned to be on track for graduation:</b>	<b>17 credits</b>



# Mile Marker 12: Objectives for Senior Year





As students make final preparations for graduation, here are some very important tasks for students.








Timeline	Task	Notes/Contact Person
All year	<b>Pass all classes!</b> Students must pass all their current classes <i>and</i> retake any courses they did not pass last year.	* 92.5 overall GPA required to graduate as an Honor Graduate. * <u>Academic</u> GPA affects HOPE eligibility. <b>23 credits required to graduate!</b>
All year	<b>Continue to maintain good attendance!</b> More than 7 absences will require an appeal.	
All year	<b>Senior Capstone Project</b> All seniors will complete a senior project.	Angela Shuman This will be completed during Capstone Days throughout the year.
Fall	<b>Sr. Meeting: Finalize plans for after H.S.</b> The Senior Counselor will meet with seniors to ensure they are on track to pathway completion and graduation and review post-high school plans.	Ms. Wigley, 11-12 Counselor
Fall	<b>Going to College? You should:</b> <input type="checkbox"/> Take the ACT/SAT <input type="checkbox"/> Apply to the college(s) of your choice <input type="checkbox"/> Complete the FAFSA (Opens Oct 1st)	Ms. Wigley, 11-12 Counselor
Spring	<b>Apply for Scholarships, Financial Aid!</b> Many forms of financial aid are available through Federal and state programs and individual schools. There is also an application for local scholarships.	Ms. Wigley, 11-12 Counselor Local scholarship application available during the month of February.
Spring	<b>Prom   Senior Picnic   Senior Walk   Senior Field Trips</b> <i>You must be on track to graduate to participate in any of these events.</i>	
Spring	<b>Complete pathway and pathway exam.</b> - Students will complete their 3rd pathway class (unless completed last year) and take their EOPA.	Mr. Blalock, Asst. Principal College and Career Academy
Late Spring	<b>AP Tests:</b> Students enrolled in AP can take the AP exam for their course to potentially earn college credit.	Mrs. Floyd, Asst. Principal Individual AP teachers



## Important Contact Information

<i>Administration</i>			
	<p><b>Dr. Bo Adams</b> Principal <a href="mailto:bo.adams@polk.k12.ga.us">bo.adams@polk.k12.ga.us</a></p>		<p><b>Mrs. Shea Floyd</b> Asst. Principal, Curriculum <a href="mailto:sfloyd@polk.k12.ga.us">sfloyd@polk.k12.ga.us</a></p>
	<p><b>Mr. Adam Blalock</b> Asst. Principal, Discipline Athletic Director <a href="mailto:ablalock@polk.k12.ga.us">ablalock@polk.k12.ga.us</a></p>		<p><b>Mrs. Brandy Henderson</b> Assistant Principal, Polk County College and Career Academy <a href="mailto:brandy.henderson@polk.k12.ga.us">brandy.henderson@polk.k12.ga.us</a></p>

<i>Staff</i>		This person can help you with:
	<p><b>Ms. Kimyanna Bradford</b> 9th–10th Counselor <a href="mailto:kimyanna.bradford@polk.k12.ga.us">kimyanna.bradford@polk.k12.ga.us</a></p>	<ul style="list-style-type: none"> <li>– Counseling</li> <li>– Referrals to Polk School District’s licensed clinical therapists</li> <li>– Registering for classes, progress toward graduation</li> <li>– Post-high school plans, including SAT/ACT, college or technical school, and more!</li> </ul>
	<p><b>Ms. Audra Wigley</b> 11th–12th Counselor <a href="mailto:awigley@polk.k12.ga.us">awigley@polk.k12.ga.us</a></p>	
	<p><b>Mrs. Amanda Mohon</b> Parent Involvement Coordinator <a href="mailto:amohon@polk.k12.ga.us">amohon@polk.k12.ga.us</a></p>	<ul style="list-style-type: none"> <li>– Setting up parent–teacher conferences and other meetings with teachers and staff</li> <li>– Information about our school and Title I</li> <li>– PowerSchool login information</li> </ul>
	<p><b>Mrs. Drew Parsegian</b> Registrar, Attendance Clerk <a href="mailto:drew.brock@polk.k12.ga.us">drew.brock@polk.k12.ga.us</a></p>	<ul style="list-style-type: none"> <li>– Absences, tardies, doctor’s notes, excuses</li> <li>– High School transcripts</li> </ul>
	<p><b>Ms. Latoyia Waller</b> Intervention Specialist <a href="mailto:lwall@polk.k12.ga.us">lwall@polk.k12.ga.us</a></p>	<ul style="list-style-type: none"> <li>– Questions or needs about 504 plans</li> <li>– MTSS formerly called Response to Intervention (RTI)</li> </ul>