

Annual Report 2018-2019



21st Century Community Learning Centers
Soaring Beyond Expectations



A+
After School Program
Promoting Lifelong Learning & Uniting
Schools, Families & Communities

Vision

The A+ program will provide a safe, supportive environment where youth are encouraged to learn, challenged to dream and express creativity, and inspired to explore their school, community and world.

Mission

To engage youth in a variety of enrichment programs that promote positive youth development and enhance academic skills.

GOALS

- Improve academic skills of youth
- Provide a variety of enrichment programs and services to meet student needs and interests.
- Provide opportunities for engagement and education for adult family members.
- Strengthen community partnerships.
- Provide a quality program using a continuous improvement process.



A+ Leadership

Oversight Committee

Tom Rheinheimer

District Administrator

Ann Fajfer

Riverview Principal

Caitlin Reinke

Redgranite Principal

Cindy Reilly

Business Manager

Deb Premo

Parkside Principal



A+ Coordinators

Kendra Knutson

Program Coordinator

Abby Weiland

Riverview Site Coordinator

Amy Sheller

Redgranite Site Coordinator

Dianna Parrott

Parkside Site Coordinator



Overview



Locations (Sites)

Wautoma Area School District:

- Parkside School (4-8 grade)
- Redgranite Elementary (K-5 grade)
- Riverview Elementary (K-3 grade)

Who We Serve

All K-8th grade youth in the Wautoma Area School District service area can enroll.

Includes homeschool, online and private schools.

Priority is given to:

- Previously enrolled youth and their siblings
- Youth that can attend 4 or more days per week on average
- Youth identified by teachers as needing extra services
- Youth that would benefit by participating in the program

Program Activities

A+ offers a variety of activities daily:

- Enrichment Activities (Academic, STEM, Art, Physical Activity, and Life Skills)
- Homework Help and Tutoring
- Snack
- Recreation
- Free Choice Activities

Other activities and events offered:

- Field Trips
- Family Events
- Adult Enrichment Opportunities

A+ Team Members

- 34 paid part-time employees including:
 - WASD Teachers and Aides
 - Parents and Grandparents
 - Professional Community Members
 - High School Students
- 41 volunteers
- 13 Organizations provided free programming and services for A+.



History of the A+ Program

In 2000 a group of community members, parents and district staff recognized the need for an after school program in Wautoma. A+ has grown over the years from primarily homework and a safe place to be to include enrichment, youth voice and leadership opportunities, tutoring, field trips, parent education, quarterly celebrations, competitions and community involvement.



2001 **2004** **2008** **2009** **2010** **2013** **2014** **2015** **2016** **2018** **2019**

Parkside School received a 3 year 21st Century Community Learning Center (21st CCLC) Grant (\$439,435) from the U.S. Department of Education.

Riverview School received 5 year 21st CCLC Grant (\$300,000). Parkside & Redgranite programs continued with school support.

The Reach The Peak Race fundraiser was created to provide sustainability. Wautoma High School received a 5 year 21st CCLC grant. (\$300,000)

Riverview received another 5 year 21CCLC grant (275,000)

Parkside received the 5 year 21st CCLC grant (\$480,000) The school district and Fund 80 continued to support the Redgranite and Riverview Programs.

WHS was not selected for a continuation grant. WHS continued offering academic support after-school 2 days a week.

Riverview received a 3rd 5 year 21st CCLC grant (\$250,000)



Parkside was awarded a 2nd 5 year cycle of 21st CCLC funding (\$275,000). Redgranite continued to operate with SAGE, Title 1, Fund 80 and program fees.

A+ celebrated the 15 Years of After School Programming! SAGE Funding ended for A+ & Title 1 was leveraged to provide the majority of funds for Redgranite Programs to continue.

The first A+ Summer Camp programs were offered in June funded by donations, fees and Title 4.

The first A+ Spring Break Camp was offered in March. Riverview was awarded 5 year 21st CCLC grant. (\$650,000)




Program Results

ENROLLMENT & ATTENDANCE:

- 21% of K-8 students in the WASD enrolled (202 youth)
- 134 students attended A+ each day on average
- 93% were regular attendees (30+ days)
- On average, regular attendees attended 112 days of A+
- 47% of regular attendees attended 120 days or more!

DEMOGRAPHICS OF REGULAR ATTENDEES:

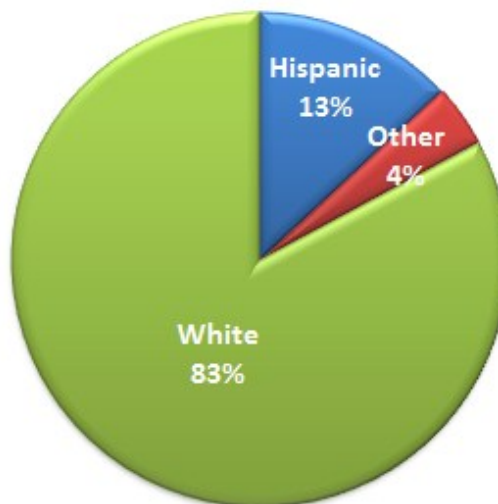
- 9% Limited English Proficiency
- 12% Special Education
- 51% Male / 49% Female



**Economic Status:
Lunch Eligibility**

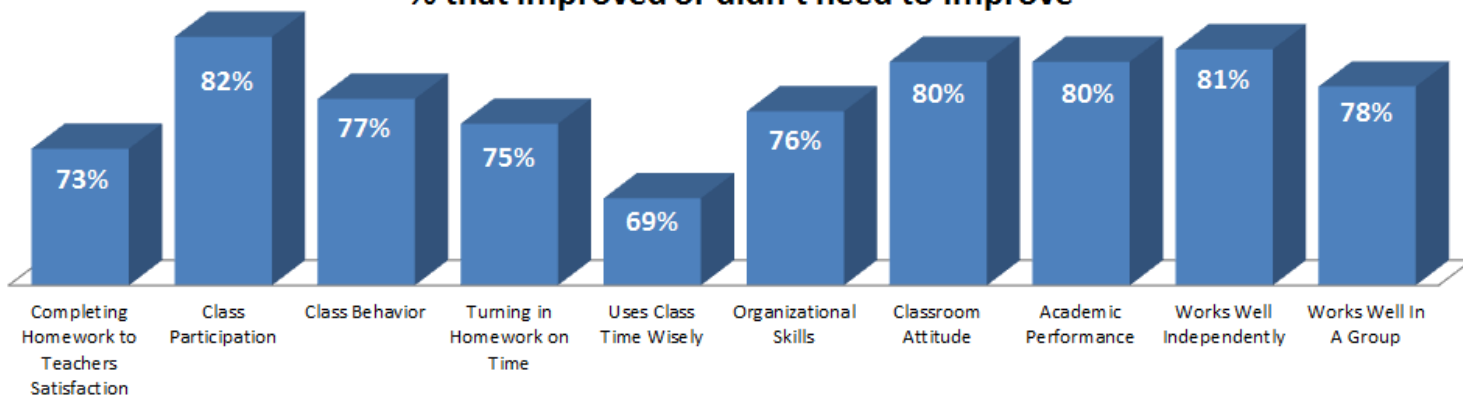


Ethnicity



Program Results

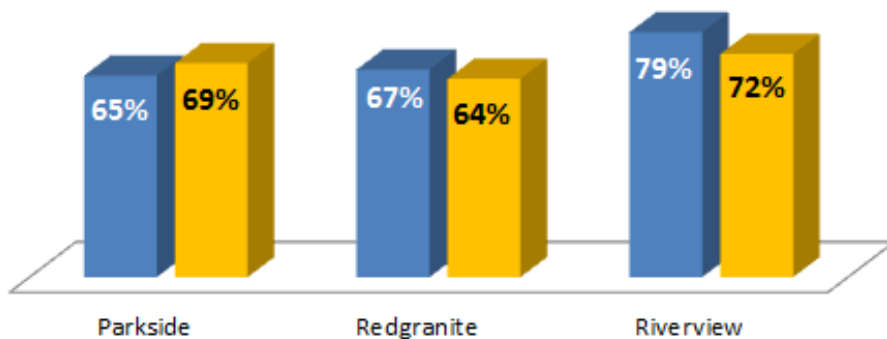
Spring 2019 Teacher Perception Survey Results:
% that improved or didn't need to improve



STAR Academic Results:

% of regular attendees that met their growth goal (35 SGP or higher)

■ Reading ■ Math



Program Results

98%

of parents reported satisfaction with the overall program



PARENT SURVEYS: 46% return rate

% of families that agree and strongly agree that the program has helped their child ...

- Improve academic skills: 88%
- Improve social skills: 95%
- Improve healthy behaviors: 88%
- Develop new skills & interests: 97%
- Build self-confidence: 85%

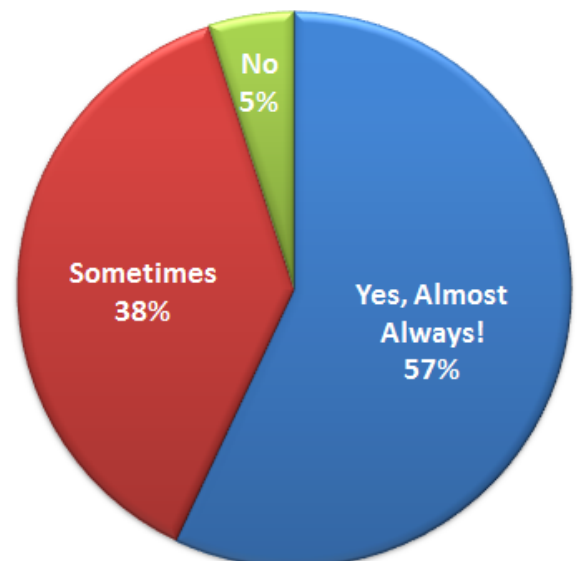
% of families that agree and strongly agree that the program has helped their family ...

- Reduce stress: 89%
- Not worry about child's safety after school: 96%
- Spend quality time together at home: 81%
- Spend quality time together at A+: 80%
- Keep their jobs: 91%

% of families that agree and strongly agree that ...

- The program meets their specific needs: 97%
- Their child likes attending: 93%
- A+ Staff built positive relationships with their child: 96%

Do Youth Like Attending A+?



YOUTH SURVEYS: 77% return rate

% of youth that always or sometimes...

- Like going to A+: 95%
- Like the A+ staff: 98%

% of 3rd-8th grade youth that always or sometimes...

- Feel that the A+ staff care about them: 97%
- Feel they can talk to an A+ staff member when they are having a hard time at home or in school: 64%

A+ Partners

The A+ After School program is very thankful for the support of so many organizations and community members each year. The success of the program is directly related to the effort and time put in by the community!



2018-19 Partners: 41 organization partners and 23 community member partners!

Our goal is to have 50 organizations partner with A+ each year.



ACE Hardware ★ American Martial Arts Academy ★ Boy Scouts of America ★ Clearwater Harbor Riverboat Cruises ★ Coloma Engineering School ★ Cops ★ Dairy Queen ★ Decker Family Farm ★ DNR ★ Doggers ★ EAA Museum ★ El Popo ★ Flytes Fieldstones Family Farm ★ Fox Valley Technical College ★ Hartman Creek State Park ★ Healthy Communities/Healthy Youth ★ Ice Age Trail Alliance ★ Jennifer Culver ★ Kiwanis Club of Wautoma ★ Little Sprouts Day Care Center ★ Living Anew Farm ★ Marshfield Clinic Afterschool AmeriCorps ★ Master Gardeners ★ MILSCO Union ★ Milty Wilty ★ Reach The Peak ★ Redgranite Fire Department ★ Redgranite Public Library ★ Ryan Radke ★ Sattler Maple Syrup Farm ★ Stevens Point YMCA ★ Trinity Lutheran Church ★ USDA Snack Program ★ UW-EX Family Educator ★ UW-EX FoodWISE ★ UW-EX 4-H ★ Wautoma Area School District (teachers, support staff, transportation & food service) ★ Waupaca Expo Center ★ Wautoma Area School District ★ Wautoma Gymnastics ★ Wautoma Public Library ★ Waushara County Health Department ★ Wild Rose Fish Hatchery ★ Young Eagles Program ★ Various Community Members ★ A+ Families & Team Members ★ 21st Century Community Learning Center Grant



A+ Volunteers

2018-19 Volunteers: 41 volunteers provided 585.5 Hours!

A+ Goal: 75 volunteers and 750 hours

Thank you to all our dedicated Volunteers!

Community Members: Bill Hartenberger, Ginny Hughes, Jennifer Culver, Julie Walker, Mike Reid, Rusty Gimenez and Ryan Radke

WASD Employees: Andrea Braatz, Brianna Schulist, Cathy Nourse, Chris Sluke, Eric Highlander, Joe Anklam, Karen Kohler, Michelle O'Rourke, Seth Boersma & Sy Vanissaveth

Youth: Aidan Abler, Austin Stebbins, Autumn Stern, Carter Fox, Cheyenne Smith, Elizabeth Gomez, Erica Neighbors, Gregory Hammel, Haleigh Page, Haylee Steinhaus, Josh Wakely, Kaylee Heyden, Lana Lolin, Malayna Monacelli, Marianna Larkey, Sawyer Parrott, Stone Hellman, Timothy Koltz, Toni Richter, Vanessa Langlois and Vincent Zhang



Organization and Business Volunteers: Boy Scouts of America, Deb Sadowski (RG Public Library), Deb & Paul Sattler (Maple Syrup Farm), Doggers, DNR (*Emily Stiebs, Jessee Landwehr, Ryan Serwe, Scott Bunde*), Heidi Hensel-Buntrock (UW-EX 4-H), Jackie Schaffer (Master Gardeners), Jennie Addis (Ice Age Trail Alliance), Joan Voigt (Fish Hatchery), Joanne Nelson (American Academy of Martial Arts), Julie Roseberry (UW-EX FoodWISE), Mary Ann Schilling (UW-EX), Nicole Strasser (FVTC), Peggy VanderSande (Living ANEW Farm), Paul Paris (Young Eagles), Rob Wilcox & Amanda Yahr (Redgranite Fire Department), and the Waushara County Health Department.

- 139.5 hours of FREE enrichment programs and services were provided by 11 local organizations and businesses!
- AmeriCorps Member, Sharon (Cricket) Kendrick, served 1700+ hours this year through Marshfield Clinic's Afterschool AmeriCorps Program!

2018-19 Highlights



**Carnival Family Night
A+ Warrior Competition
Bird Creek Park Project
Letters for Officers
Fire Truck Spray Down
Hat Making Club
Cans for Cats Collection
Park Bench Project**



2018-19 Field Trips



Riverview

Fall field trip to Flytes Fieldstones Farm (hay maze).

Spring field trip to Sattler's Maple Syrup Farm to learn how maple syrup is made.



Redgranite

Spring field trip to Sattler's Maple Syrup Farm to learn how maple syrup is made.

Fall trip to Living Anew Farm to work on leadership skills with the horses!



Parkside

"The Lion King" at the Fox Cities Performing Arts Center (all sites attended).

Leadership students visited Flytes Filedstones Farm to build their skills in the corn maze and hay maze.



Parkside

Parkside's 21st Century Community Learning Center (CCLC) Grant Objective Results for 2018-19:

Academic Goals:

At least 65% of RA (regular attendees) will meet or exceed their targeted growth score (35 SGP) on the STAR Math & Reading Assessment from Fall 2018 to Spring 2019

- *Reading: 65% met or exceeded their growth goal*
- *Math: 69% met or exceeded their growth goal*

At least 50% of RA that warrant improvement in completing homework to the teacher's satisfaction and academic performance will show improvement per the Spring Teacher Survey.

- *53.3%, 62.5% respectively*

Participation Goals:

80 or more students will attend at least once.

- *63 students were enrolled and attended at least once.*

75 students or more will regularly attend the PS A+ Program.

- *55 students attended 30 or more days.*

90% or more of regular attendees will participate in one or more health and fitness enrichments.

- *100% participated in at least one*
**on average youth participated in 4-5 fitness or health based enrichment clubs in 18/19.*

70% or more of RA will have no detentions logged during the school year.

- *81% of students that regularly attended had no detentions during the school year.*

Family Engagement Goals:

At least 75 adult family members will attend 1 or more CLC family offerings.

- *57 attended at least one family event.*
** 22 attended at least 2 family events*
** 60.3% of enrolled students had at least 1 family member attend at least 1 event this year.*

By June 2019, 90% of more of adult participants in literacy –related activities will report improved ability to address the literacy needs of their family.

- *100% of adult participants agree.*



Riverview

Riverview's 21st Century Community Learning Center (CCLC) Grant Objective Results for 2018-19:

Academic Goals:

At least 75% of RA (regular attendees) will meet or exceed their individual growth goal in Math and Reading/Early Literacy, based on STAR tests in Spring 2019.

- *Reading/Early Literacy: 79% met or exceeded their growth goal*
- *Math: 72% met or exceeded their growth goal*



Participation Goals:

100 students or more will attend the CLC:

- *88 students attended this school year.*

80 students or more will regularly attend (30+ days) the A+ Program:

- *86 students were regular attendees*

All RA will have at least a 96% attendance rate in school:

- *62% met this objective (increased from 41% last year)*

90% or more of RA will have no discipline referrals during the school day:

- *83% had no referrals!*

Family Engagement Goals:

100 family members or more will attend 1 or more CLC family engagement offerings:

- *108 family members attended one or more family events*
- *62 families attended 2 or more events*
- *82% of students had at least 1 family member attend at least 1 event this year!*

90% or more of adult participants in literacy-related activities will report improved ability to address the literacy needs of their family.

- *100% of adult participants agree.*

90% of adults with youth in the CLC will report that services satisfactorily met their family's specific needs.

- *96% of those that completed the Spring End of Year Family Survey.*



Redgranite

Redgranite Results for 2018-19:

Academic Goals:

At least 70% of RA (regular attendees) will meet or exceed their individual growth goal in Math and Reading/Early Literacy, based on STAR tests in Spring 2019.

- Reading/Early Literacy: 67% met or exceeded their growth goal
- Math: 64% met or exceeded their growth goal

At least 50% of RA that need to improve will have teacher reported improvements on homework completion and turning in homework on time:

- 41% and 71% respectively



Participation Goals:

60 students or more will attend the CLC

- 51 students attended this school year.

45 students or more will regularly attend (30+ days) the A+ Program:

- 46 students were regular attendees

Family Engagement Goals:

50 family members or more will attend 1 or more CLC family engagement offerings:

- 35 family members attended one or more family events.
- 14 families attended 2 or more events.
- 74.5% of students had at least 1 family member attend at least 1 event this year!

90% of adults with youth in A+ will report that services satisfactorily met their family's specific needs.

- 100% of those that completed the Spring End of Year Family Survey strongly agree and agree.



Positive Feedback

Family survey answers to: What have we done well this school year at A+?

"Our family relationship struggled while trying to help with homework. A+ has given us the chance to just enjoy our time together instead of constantly struggling with homework which put a lot of added stress on our relationship. A+ has been amazing for our family." - Parkside

"Everyone is great, my daughter comes out of every club with a smile and happy story. Keep up the great work!!" - Redgranite

"The biggest benefit of sending my child to A+ is seeing her social skills and willingness to try new things improve drastically." - Riverview

Youth survey answers to: Tell us one or more things you like about the A+ program & why:

"I like all the different activities you can do because it gives everyone a way to learn new things, and not constantly do the same thing over and over again." - Parkside

"The teachers they care for are health and make A+ fun." - Redgranite

"I like that we can pick our own clubs" - Redgranite

"Doing enrichments because there really fun and you get to learn new things" - Riverview

"I like that we have enrichments and that the teachers are nice and we have snack and go outside and reading and Math." - Riverview

Other Family Comments:

"With the school year coming to the end and it being the kids first time in A+ I just wanted to thank you for taking such good care of them. I wanted you and your staff to know that do a wonderful job with them. You provide a great service to this community as a solution to after-school care. Thanks for helping us out! Best regards, Tammi" (Riverview Parent)

"I can't say enough about how wonderful the A+ program is. I am so relieved to be at work and know my son is being taken care of in a safe and nurturing environment. His homework is always done at A+, which helps us enjoy our time at home as a family. He loves the Clubs that A+ has to offer. Every morning of his most favorite clubs, he makes sure to tell us "don't pick me up until 4:50 tonight, I've got my Club". The staff at A+ have always been kind, understanding and supportive. We appreciate all that Redgranite & the A+ Program has done for our family. Thank You!!! Ed & Jen" (Redgranite Parents)



Spring Break Camp!

Dates Provided: March 4-8 (5 days)

Cost: \$130/week or \$30/day

Enrolled: 38 youth (32 paid full price), 6 received financial aid)

Daily Average Attendance: 31 youth

Partners: American Martial Arts Academy, Wautoma Library, UW-Extension 4-H, Wautoma Gymnastics, Coloma Engineering School, Stevens Point YMCA, Dairy Queen, Rosa Movie Theater, Waupaca Expo Center, UW-Stevens Point Museum of Natural History, Doggers, Skate City Wisconsin Rapids, and Reach The Peak



Spring Break Family Comments:

"Very well done! Our child was excited for every days' activities. Great Job Staff!"

"Very well organized and managed. My son enjoyed it very much."

"Thanks a ton to all the people that organized the week and went on all the trips! My daughter had lots of fun!!"

Youth Responses:

"Best time ever!!"

"Do more days!"



Spring Break Budget:

Fees:	\$3,770
Donations:	\$284
TOTAL INCOME:	\$4,054
Wages/Fringe:	\$2,037
Purchased Services:	\$1,472
Supplies:	\$111
TOTAL EXPENSES:	\$3,620
TOTAL GAIN/LOSS:	\$434

**Average Cost per child per day:
\$23.35 (\$116.77/week)

**In-Kind support not included:
Wautoma Area School District

Summer Camp

Explore, Splash and Fly!



Dates Provided: June 5-28, 2019 (18 days)

Cost: \$150/youth (51% received financial aid)

Enrolled: 53 participants & 8 youth volunteers

Daily Average Attendance: 55 Monday –Thursday, 50 Fridays
(includes youth volunteers in count)

Youth Volunteers: 8 youth 6th-9th grade

Clubs: Golf, bowling, nature science, music, archery, 4-H STEM, Ice Age Trail, Library Summer Program

Funding Partners:

Title 4, Healthy Communities,/Healthy Youth, David Peterson, Reach The Peak, USDA Snack Program, WASD In-Kind (transportation & overhead)

Enrichment & Field Trip Partners:

UW-EX Family Educator (Dollars during Development), UW-EX 4-H (STEAM), Wautoma Public Library (Summer Reading Program), Hartman Creek State Park (free use of park and fishing equipment), DNR (free use of fishing equipment & volunteers), Wild Rose Fish Hatchery (volunteers & programs), EAA Young Eagles Program (Free flights at the Wautoma Airport for first time flyers), Clear Water Harbor Chain O' Lakes Cruise, EAA Museum, Milty Wilty, Doggers, and the Ice Age Trail Alliance.



Summer Camp Comments:

- “Great Program, my child loved it!”
- “Awesome program! Reasonable Cost! Daughter loved the field trips!”
- “The field trips were amazing!”

Summer Camp Budget:	
Title 4:	\$3,815
Fees:	\$5,275
Donations:	\$3,400
TOTAL INCOME:	\$12,490
Wages/Fringe:	\$10,525
Purchased Services:	\$1,545
Supplies:	\$244
TOTAL EXPENSES:	\$12,315
TOTAL GAIN/LOSS:	\$175

- \$12.91/child per day average cost (based on average attendance)
- \$931 in-kind for snacks through the USDA snack program



A+ Financial Information

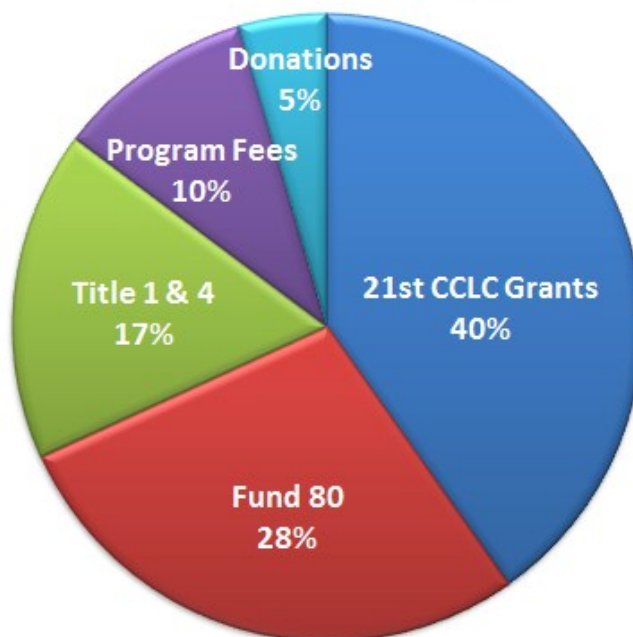
FUNDING:

21st Century Community Learning Center Grant (21st CCLC).....	\$95,350
Title Funds	\$40,410
Fund 80	\$66,303
Program Fees	\$24,310
Donations	\$10,681
Total Program Funding	\$237,054

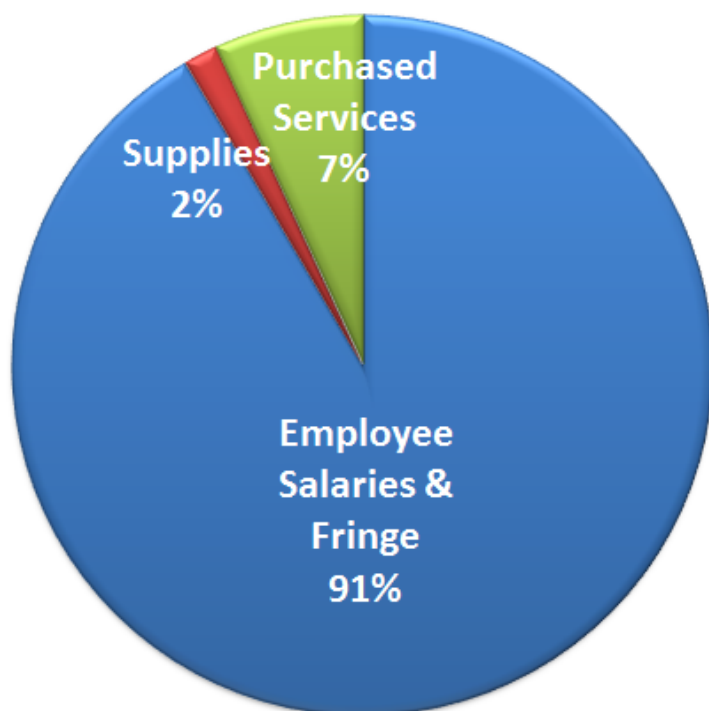
(\$1,102 carry over for 21st CCLC grant from 17/18)

- Wautoma Area School District In-Kind Support is estimated at \$85,000 (utilities, custodial services, storage, office supplies, copier use & paper, administrative services, transportation, insurance, etc.)
- \$2,694 in supply/in-kind donations not included above.

A+ 2018-19 Funding



A+ 2018-19 Expenses



PROGRAM EXPENSES:

Employee Salaries & Fringe.....	\$207,665
Purchased Services	\$15,591
Supplies	\$3,569

Total Program Expenses \$226,825

- 2018-19 Program Fees: \$45/quarter, \$150/year
- Cost to participants: \$1/day or \$.40/hour (2.5 hrs/day)
- Actual cost per student per day: \$10.71 (based on average attendance)
- The Reach the Peak Fundraiser (sponsored by Thrivent Financial & ThedaCare) provided \$4,150 in scholarships for 59 youth to enroll in A+ this past year, \$3,750 for an Afterschool AmeriCorps Member to support students during school and after school, as well as scholarships for summer camp and spring break.

Summer Camp and Spring Break income and costs are not included on this page.

A+ After School Program

PO Box 870

Wautoma, WI 54982

920-787-1736x1

knutsonk@wautoma.k12.wi.us

www.wautomasd.org/a-program



Promoting Lifelong Learning & Uniting
Schools, Families & Communities

