

# 2017-18 District Report Card



## Glendive Elem

900 N Merrill Ave  
Glendive, MT 59330

**Grades Served:** K - 8  
**Student Enrollment:** 833

### Montana Accountability System

As required under the Every Student Succeeds Act (ESSA), Montana developed an accountability system to meaningfully differentiate schools by the support needed.

**Schools are identified as one of the following:**

- Comprehensive Support & Improvement (CSI) Schools
- Targeted Support & Improvement (TSI) Schools
- Universal Support Schools

### Schools Within District

Click below for detailed information about each school

- [Jefferson School](#)
- [Lincoln School](#)
- [Washington Middle School](#)

**Due to rounding, percentages on each page may not add up to 100%.**

**An asterisk ( \* ) indicates this number has been suppressed for student privacy and security reasons (Privacy & Security Details).**

Report Card Definitions & Methodology

[Click here for more detail about Accountability](#)

### Student Achievement Scores

#### Mathematics



	Novice	Nearing Proficient	Proficient	Advanced
District	34%	36%	22%	8%
State	29%	30%	24%	17%

#### Reading

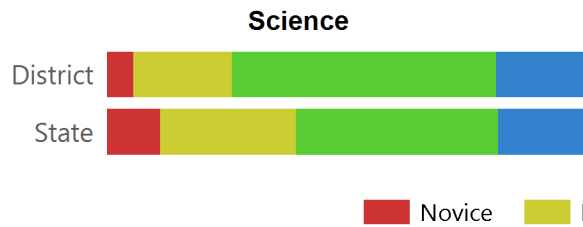


	Novice	Nearing Proficient	Proficient	Advanced
District	30%	29%	29%	12%
State	26%	24%	31%	19%

	Novice	Nearing Proficient	Proficient	Advanced
District	6%	21%	55%	19%

**Due to rounding, percentages on each page may not add up to 100%.**

**An asterisk ( \* ) indicates this number has been suppressed for student privacy and security reasons (Privacy and Security Details).**

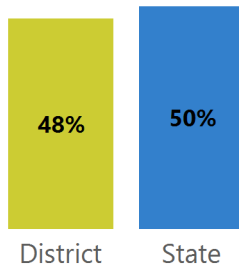


State	11%	28%	42%	18%
-------	-----	-----	-----	-----

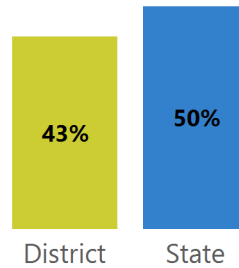
[Click here for more detail about Student Achievement](#)

## Student Achievement Progress Scores

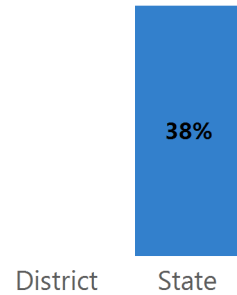
% of students showing progress in Reading



% of students showing progress in Mathematics



% of English Learners showing progress toward English proficiency

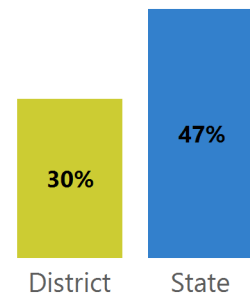


## English Learners

# English Learners	*
% Achieved Proficiency	*
% Students Showing Progress on the EL Assessment	*

## School Attendance

% of students with at least 95% attendance for the entire school year



## Educator Qualifications

[Click here for details on Educator Qualifications \(inexperienced educators, emergency provisional licenses, educators working out of field\)](#)

## School Quality, Climate, and Safety

Source: Civil Rights Data Collection as published by the US Department of Education Office of Civil Rights.

An asterisk ( \* ) indicates this number has been suppressed for student privacy and security reasons (Privacy & Security Details).

[Click here for details on Montana Civil Rights Data Collection](#)

## School Finance

Data on school level expenditures for 2017-18 was not required to be reported. School level expenditures for 2018-19 will be reported on the 2018-19 Report Card.

**Due to rounding, percentages on each page may not add up to 100%.**

**An asterisk ( \* ) indicates this number has been suppressed for student privacy and security reasons (Privacy and Security Details).**