

# 2017-18 District Report Card



## Dawson H S

900 N Merrill Ave  
Glendive, MT 59330

Grades Served: 9 - 12

Student Enrollment: 361

### Montana Accountability System

As required under the Every Student Succeeds Act (ESSA), Montana developed an accountability system to meaningfully differentiate schools by the support needed.

Schools are identified as one of the following:

- Comprehensive Support & Improvement (CSI) Schools
- Targeted Support & Improvement (TSI) Schools
- Universal Support Schools

### Schools Within District

Click below for detailed information about each school

- Dawson High School

Due to rounding, percentages on each page may not add up to 100%.

An asterisk ( \* ) indicates this number has been suppressed for student privacy and security reasons (Privacy & Security Details).

Report Card Definitions & Methodology

[Click here for more detail about Accountability](#)

### Student Achievement Scores

#### Mathematics



	Novice	Nearing Proficient	Proficient	Advanced
District	43%	33%	15%	9%
State	29%	30%	24%	17%

#### Reading

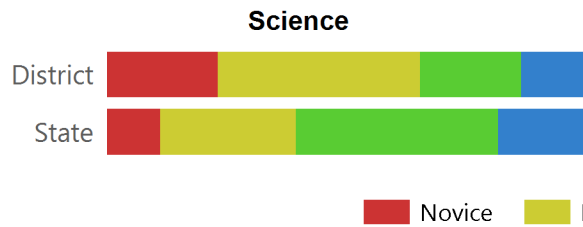


	Novice	Nearing Proficient	Proficient	Advanced
District	28%	17%	43%	11%
State	26%	24%	31%	19%

	Novice	Nearing Proficient	Proficient	Advanced
District	23%	42%	21%	14%

Due to rounding, percentages on each page may not add up to 100%.

An asterisk ( \* ) indicates this number has been suppressed for student privacy and security reasons (Privacy and Security Details).

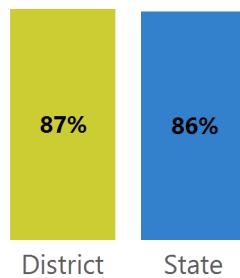


State	11%	28%	42%	18%
-------	-----	-----	-----	-----

[Click here for more detail about Student Achievement](#)

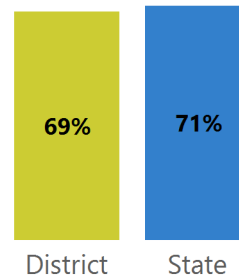
## Student Achievement Progress Scores

% of students graduating high school in four years



[Click for more information](#)

% of students who are college or career ready



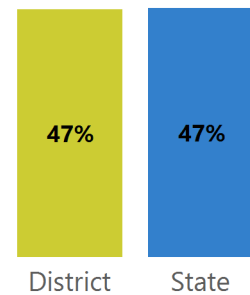
[Click for more information](#)

## English Learners

# English Learners	*
% Achieved Proficiency	*
% Students Showing Progress on the EL Assessment	*

## School Attendance

% of students with at least 95% attendance for the entire school year



## Educator Qualifications

[Click here for details on Educator Qualifications \(inexperienced educators, emergency provisional licenses, educators working out of field\)](#)

## School Quality, Climate, and Safety

Source: Civil Rights Data Collection as published by the US Department of Education Office of Civil Rights.

An asterisk ( \* ) indicates this number has been suppressed for student privacy and security reasons ([Privacy & Security Details](#)).

[Click here for details on Montana Civil Rights Data Collection](#)

## School Finance

Data on school level expenditures for 2017-18 was not required to be reported. School level expenditures for 2018-19 will be reported on the 2018-19 Report Card.

**Due to rounding, percentages on each page may not add up to 100%.**

**An asterisk ( \* ) indicates this number has been suppressed for student privacy and security reasons ([Privacy and Security Details](#)).**