

2018 - 2019 ▾

CHEROKEE ES

PK - 05 Grades

OVERVIEW INDICATORS ▾ ABOUT OUR SCHOOL ▾ YOUR STUDENT

PRINCIPAL

RUTH RICHMOND

ENROLLMENT

212 (2019)

PHONE

(580) 596-3277









WEBSITE

WWW.CHEROKEE.K12.OK.US

* Information displayed here is for the 2018 - 2019 school year.

PROGRAMS OF EXCELLENCE

In 2020-21, schools will be able to self-identify as Programs of Excellence at one of three levels – bronze, silver or gold – with input from staff, school leadership, and stakeholders. In the 2019-20 school year, schools can identify up to three Programs of Excellence areas as priorities. These priority areas are shaded blue and indicate the intent of the school to plan, implement and evaluate activities that support the whole child. [For more information about how schools are self-evaluating, click here.](#)

- | | |
|---|---|
|  Computer Science |  Safe and Healthy Schools |
|  English Language Arts |  Science |
|  Fine Arts |  Social Studies and Civics |
|  Mathematics |  World Languages |

RELATED PROGRAMS

Programs included here support a well-rounded education and are reported by the school. For more information, please visit the school's website.

- | | |
|--|--|
| <input type="radio"/> Academic Team | <input checked="" type="radio"/> Half/Full Day Pre-K |
| <input type="radio"/> Agriculture | <input type="radio"/> STEM |
| <input type="radio"/> Computer Science | <input type="radio"/> World Languages |
| <input checked="" type="radio"/> Fine Arts | |

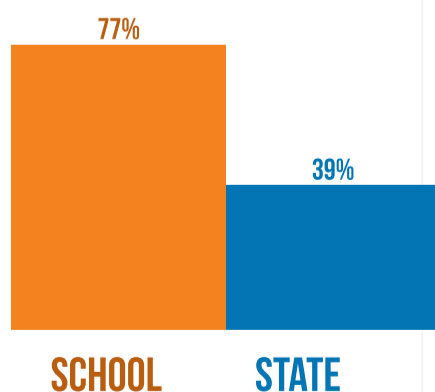
indicates available program

INDICATORS

View by Student Group

ACADEMIC ACHIEVEMENT (B)

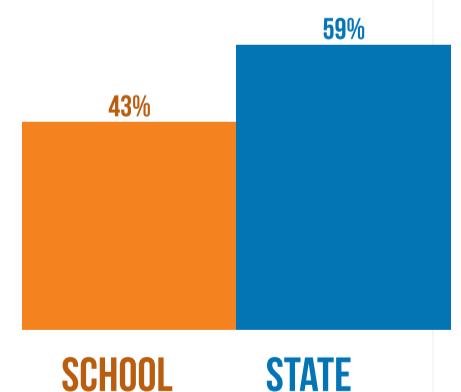
How prepared are students for the next grade, course or level?
Points Possible: 35



[MORE DETAILS >](#)

ACADEMIC GROWTH (C)

How are students growing compared to their performance the previous year?
Points Possible: 30



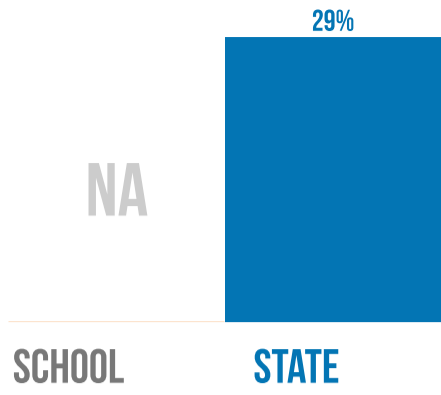
[MORE DETAILS >](#)



ENGLISH LANGUAGE PROFICIENCY PROGRESS

How well are English learners meeting their language-acquisition targets?

Points Possible: 0

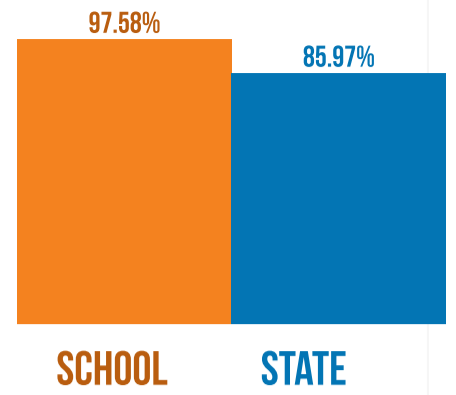



[NO MORE DETAILS AVAILABLE](#)

CHRONIC ABSENTEEISM

What percentage of students is in good attendance?

Points Possible: 10



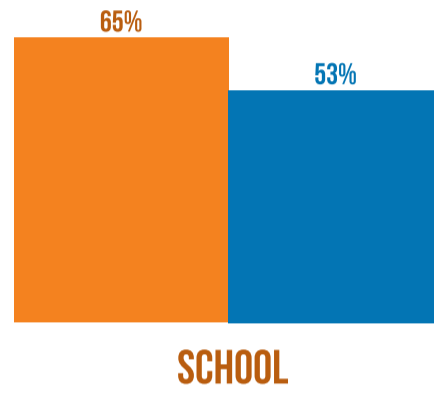
A

[MORE DETAILS >](#)

OVERALL GRADE

How did the school perform overall?

Points Possible: 75



B

CHEROKEE ES



700 S. NEBRASKA
Cherokee, OK 73728
United States



SCHOOLS

DISTRICTS

STATE

