

Annual Report 2017-2018



A+
**After School
Program**

Promoting Lifelong Learning & Uniting
Schools, Families & Communities

Vision

The A+ program will provide a safe, supportive environment where youth are encouraged to learn, challenged to dream and express creativity, and inspired to explore their school, community and world.

Mission

To engage youth in a variety of enrichment programs that promote positive youth development and enhance academic skills.

GOALS

- Improve academic skills of youth
- Provide a variety of enrichment programs and services to meet student needs and interests.
- Provide opportunities for engagement and education for adult family members.
- Strengthen community partnerships.
- Provide a quality program using a continuous improvement process.



A+ Leadership

Oversight Committee

[Jeff Kasuboski](#)

District Administrator

[Ann Fajfer](#)

Riverview Principal

[Cindy Reilly](#)

Business Manager

[Clyde Simonson](#)

Redgranite Principal

[Deb Premo](#)

Parkside Principal



A+ Coordinators

[Kendra Knutson](#)

Program Coordinator

[Abby Weiland](#)

Riverview Site Coordinator

[Amy Sheller](#)

Redgranite Site Coordinator

[Dianna Parrott](#)

Parkside Site Coordinator

Overview



Locations & Grades Served:

Wautoma Area School District:

- Parkside School (4-8 grade)
- Redgranite Elementary (K-5 grade)
- Riverview Elementary (K-3 grade)

Served 212 youth during the 17/18 school year.

Who We Serve

All K-8th grade youth in the Wautoma Area School District service area can enroll. Including homeschool, online and private school attendees.

- Priority is given to:
 - Previously enrolled youth and their siblings
 - Youth that can attend 4 or more days per week on average
 - Youth identified by teachers as needing extra services
 - Youth that would benefit by participating in the program

Program Activities

A+ offers a variety of activities daily including:

- Enrichment Activities (Academic, STEM, Art, Physical Activity, and Life Skills)
- Homework Help and Tutoring
- Snack
- Recreation
- Free Time

Other activities and events offered include:

- Field Trips
- Family Events
- Adult Enrichment Opportunities



Team Members & Volunteers

31 paid part-time employees including:

- Certified Teachers and Aides
- Parents and Grandparents
- Professional Community Members
- High School Students

*49 volunteers provided 1040 hours of service!
Community Organization Partners provided*

10 employees for 142 hours of free programming and services for A+!

History & Future

History of A+:

- 2000: A group of community members, parents and school district staff recognized the need for an after school program in Wautoma.
- 2001: Parkside School received a 21st Century Community Learning Center (21st CCLC) Grant from the U.S. Department of Education and served just 30, 4-8th grade students, 4 days per week at the start.
- 2004: Riverview Elementary received a 21st CCLC grant (5 years, \$500,000). Parkside and Redgranite programs were supported by the school district, county and fundraisers for the next several years.
- 2008: The Reach the Peak Race fundraiser was created to provide scholarships to students in need to attend A+. Wautoma High School received a 21CCLC grant for 5 years.
- 2009: Riverview received a 5 year 21CCLC continuation grant.
- 2010: Parkside received the 5 year 21CCLC grant. The school district and Fund 80 continued to help support the Redgranite and Riverview Programs.
- 2013: WHS was not selected for a continuation grant but continued offering academic support afterschool for students 2 days a week.
- 2014: Riverview received a 3rd cycle of 21st CCLC funding (5 years, \$250,000).
- 2015: Parkside was awarded a 2nd cycle of 21st CCLC funding (5 years, \$275,000). Redgranite Programs continued to operate with support from SAGE, Title 1, Fund 80 and program fees.
- 2016: A+ celebrated the completion of it's 15th Year of Programming! SAGE Funding ended for A+, Title 1 was leveraged to provide the majority of funds for Redgranite Programs to continue.
- 2018: First A+ Summer Camp programs were offered in June 2018 funded by donations, fees and Title 1.

A+ has grown over the years from homework and a safe place to be to now include enrichment, youth voice and leadership opportunities, tutoring, field trips, parent education, quarterly celebrations, competitions and community involvement.

Future of A+:

A+ continues to seek out and build relationships with community partners, strengthen the school day connection, and provide opportunities for family education while improving student academic achievement remains a primary goal.

Funding for the program is always a concern with federal budget changes and increased 21st CCLC Grant competition each year. (Same funding total but larger amounts awarded to fewer sites).

Support the A+ Program:

Advocate: outreach, contact government officials

Donate: fundraisers, donations, in-kind support

Participate: community partnerships, volunteer



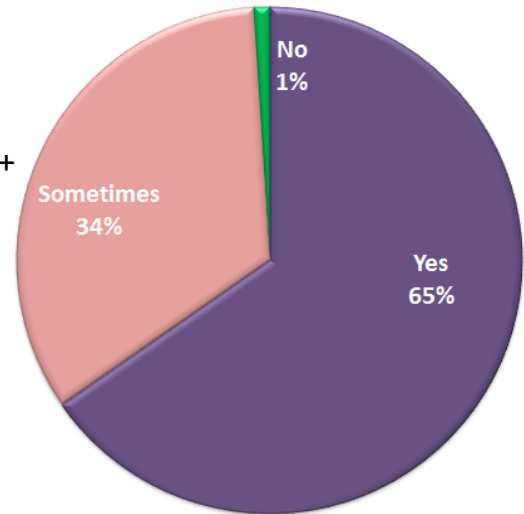
Program Results

ENROLLMENT & ATTENDANCE :

- 23% of K-8 students in the WASD enrolled (212 youth)
- 139 students attended A+ each day on average
- 91% were regular attendees (30+ days)
- On average, regular attendees attended 119 days of A+
- 62% of regular attendees attended 120 days or more!



Do students enjoy attending A+?



PARENT SURVEYS: 35% return rate

- 78% of parents felt the after school program reduced stress at home.
- 88% believe A+ helped their child improve academic skills.
- 95% indicated A+ helped their child to improve their social skills.
- 81% indicated A+ helped their child to improve their healthy behaviors.

97%

of parents reported satisfaction with the overall program and that the program meets their families specific needs.

Program Results

ACADEMICS:

STAR Assessment data was used to determine student growth from Fall 2017 to Spring 2018.

Objective: at least 65% of A+ regular attendees will meet or exceed their personal growth goal in Reading & Math (SGP 35 or more)

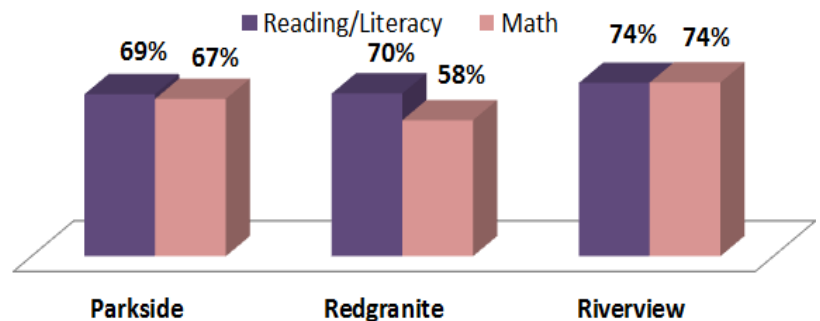
TEACHER SURVEYS:

The 21st CCLC grant requires A+ to survey teachers in the Spring on measures of student performance. Results shown are for regular attendees that were identified as needing to improve in the area specified.

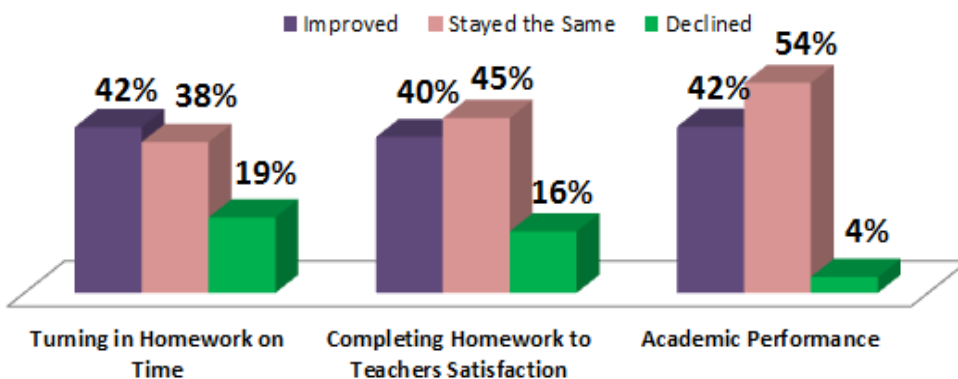
More teacher survey results on the next page.

STAR Academic Results:

Regular Attendees that met their growth goal

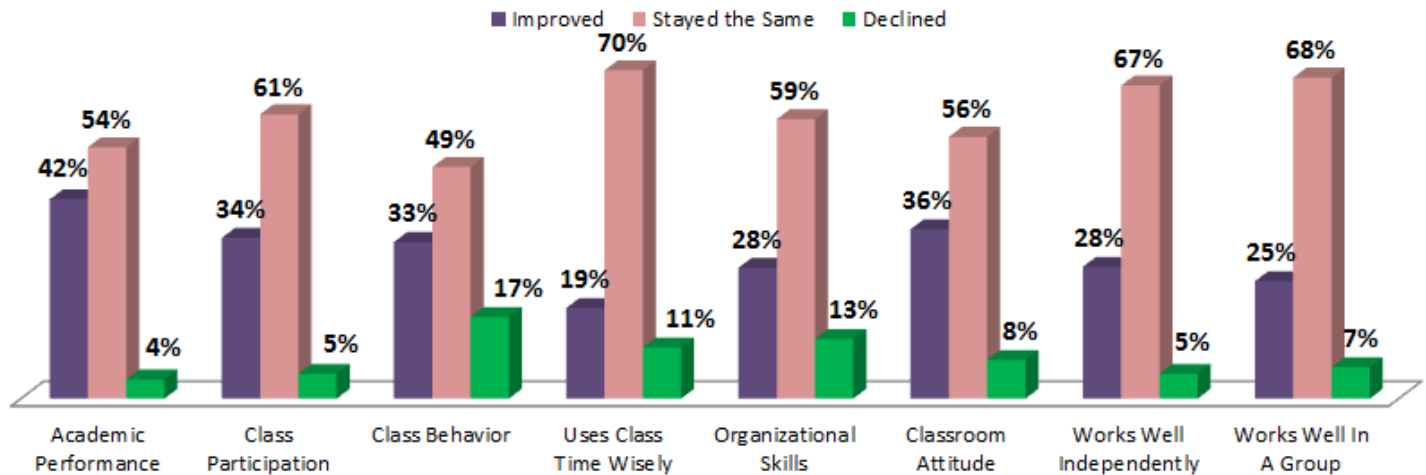


Spring 2018 Teacher Perception Survey Results

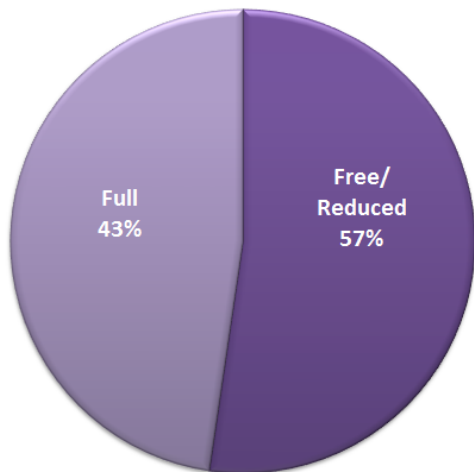


Program Results

Spring 2018 Teacher Perception Survey Results: of students that needed to improve



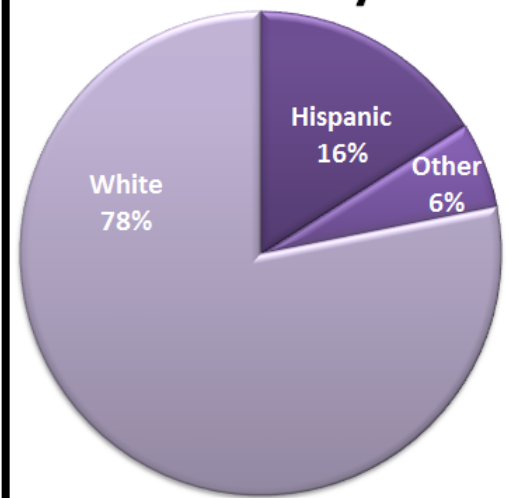
Economic Status: Lunch Eligibility



DEMOGRAPHICS OF REGULAR ATTENDEES:

- 9% Limited English Proficiency
- 11% Special Education
- 54% Male / 46% Female

Ethnicity



A+ Partners

The A+ After School program has been very fortunate to have the support of so many organizations and community members over the past year. The success of the program is directly related to the effort and time put in by the community!



2017-18 Partners: 40 organization partners & several individual partners!

Our goal is to have 50 organizations partner with A+ each year.



American Martial Arts Academy ★ American Red Cross ★ Bedtime Math ★ Boy Scouts of America ★ Christianos ★ Cops ★ Culvers-Wautoma ★ Decker Farm ★ Doggers ★ Drexel Building Supply ★ Econolodge Redgranite ★ El Popo ★ Family Health La Clinica ★ Flytes Fieldstones ★ Fox Valley Technical College ★ Hometown Bank Redgranite ★ Hometown Bank Wautoma ★ Hope Lutheran Church ★ Jennifer Culver ★ Kurt Schoenberger ★ Laura's School of Dance ★ Living Anew Farm ★ Marshfield Clinic Afterschool AmeriCorps ★ Milk Specialties ★ MILSCO ★ Moose Inn ★ Reach The Peak ★ Redgranite Fire Department ★ Redgranite Public Library ★ Ryan Radke ★ Shooters Choice Archery ★ Taco Johns of Wautoma ★ Thrivent Financial of Wautoma ★ UW-EX Family Educator ★ UW-EX FoodWISE ★ UW-EX 4-H ★ UW-EX Community Agent ★ Wautoma Area School District (teachers, support staff, transportation & food service) ★ W.H.S. Spanish Honor Society ★ Wautoma Public Library ★ Waushara County Department of Human Services ★ Waushara County Health Department ★ Various Community Members ★ A+ Families & Team Members!



A+ Volunteers

2017-18 Volunteers: 49 volunteers provided 1,040 Hours!

A+ Goal: 75 volunteers and 750 hours

Thank you to all our fantastic Volunteers!

Community Members: Bill Hartenberger, Brian Greenwald, Eric Knutson, Scott Rabe, Tyler Rabe.

District Employees: Caitlin Reinke, Chris Sluke, Dianna Parrott, Eric Highlander, Jennifer Culver, Miriam Pena, Seth Boersma, Sy Vanissaveth, Terah Johnson.

Youth Volunteers: Aiden Kirby, Alexis Basballe, Anissa Schoenberger, Anthony Ace, Arian Leon, Aubrey Lewallen, Brady Hall, Brady Rivers, Brooke Trochinski, Dylan Dobruff, Dylan Edge, Emilee Althoff, Ethan Crane, Falyn Krempp, Josh Konczal, Kaydence Scofield, Kayli Bagley, Kyler Meyer, Luis Saucedo, Nate Boyland, Nelly Rodriguez, Neveah Dobruff, Neven Meyer, Stone Hellman, Sunnie Grahn, Teagan Reitz, Vincent Zhang, Yessica Arreola & the H.S. Spanish Honors Society Students.



Organization/Business Volunteers: Amalia Dolan (La Clinica), American Red Cross (various), Boy Scouts of America (various), Waushara County Department of Human Services (various), Justine Reisterer (Health Dept.), Mary Ann Schilling (UW-EX), Patrick Nehring (UW-EX), Heidi Hensel-Buntrock (UW-EX), Dale & Dawn Fadrow (Shooters Choice Archery), Jean Nelson (RG Public Library), Joanne Nelson (American Academy of Martial Arts), Peggy VanderSande (Living ANEW Farm), Redgranite Fire Dept. Volunteers.

- 142 hours of FREE enrichments/services through 10 local organizations & businesses!
- AmeriCorps Member, Brian Greenwald, served 824 hours this year in the school day and after school through Marshfield Clinic's Afterschool AmeriCorps Program!

2017-18 Highlights



Archery Club
Spanish with the
H.S. Spanish Honor Society
A+ Warrior Competition
Chess Club
Living Anew Farm
Rollerblading Club
Hip Hop & Jazz Dance
Swimming Club



2017-18 Field Trips

Riverview



Youth visited Flytes Fieldstones Farm.

Kindergarteners in Dollars for Development went to Hometown Bank for a tour. RV youth also went bowling at Doggers.



Redgranite



Students took a fall trip to Willow Creek Park in Mt. Morris to do the story walk. Kindergarten & 1st graders in Dollars for Development visited Hometown Bank.



Parkside



Girl Power group (UW-EX) went to the food pantry for a tour.

Cooking for Families club visited Cops to learn smart shopping!

PS youth also went to Flytes Farm, went on Spring hikes, and went to Riverview to teach enrichments to the younger kids.



Parkside

Parkside's 21st Century Community Learning Center (CCLC) Grant Objective Results for 2017-18:

Academic Goals:

At least 65% of RA (regular attendees) will meet or exceed their targeted growth score (35 SGP) on the STAR Math & Reading Assessment from Fall 2017 to Spring 2018

- *Reading: 69% met or exceeded their growth goal*
- *Math: 67% met or exceeded their growth goal*

At least 65% of RA that warrant improvement in completing homework to the teacher's satisfaction and academic performance will show improvement per the Spring Teacher Survey.

- *30%, 27% respectively*

Participation Goals:

100 or more students will attend at least once.

- *71 students were enrolled and attended at least once. (increase of 12 students.)*

75 students or more will regularly attend the PS A+ Program.

- *61 students attended 30 or more days. (increase of 11 students)*

90% of more of regular attendees will participate in one or more health and fitness enrichments.

- *93% participated in at least one fitness enrichment.*

70% or more of RA will have no detentions logged during the school year.

- *56% of students that regular attended had no detentions during the school year. (decrease of 10%)*

Family Engagement Goals:

At least 75 family members will attend 1 or more CLC family offerings.

- *58 family members attended at least one family event.*
- *16 family members attended at least 2 family events*
- *48% of enrolled students had at least 1 family member attend at least 1 event this year.*

By June 2018, 90% of more of adult participants in literacy –related activities will report improved ability to address the literacy needs of their family.

- *100% of adult participants agree.*



Riverview

Riverview's 21st Century Community Learning Center (CCLC) Grant Objective Results for 2017-18:

Academic Goals:

At least 65% of RA (regular attendees) will meet or exceed their individual growth goal in Math and Reading/Early Literacy, based on STAR tests in Spring 2018.

- Reading/Early Literacy: 74% met or exceeded their growth goal
- Math: 74% met or exceeded their growth goal

80% of A+ RA will meet/exceed their targeted scores on Guided Reading assessments by Spring 2018:

- 76% met/exceeded (increase)

At least 75% of RA will have teacher reported improvements on homework completion and turning in homework on time:

- 48% and 36% respectively of the students that needed to improve. (decrease)



Participation Goals:

120 students or more will attend the CLC:

- 89 students attended this school year. (slight increase)

100 students or more will regularly attend (30+ days) the A+ Program:

- 82 students were regular attendees (slight increase)

RA will have at least a 96% attendance rate in school:

- 41% of RV A+ RA met this objective (decrease)

70% or more of RA will have no discipline referrals during the school day:

- 90% had no referrals! (increase)

Family Engagement Goals:

100 family members or more will attend 1 or more CLC family engagement offerings:

- 96 family members attended one or more family events. (increased)
- 44 families attended 2 or more events. (increased)
- 75% of students had at least 1 family member attend at least 1 event this year! (increased)

90% or more of adult participants in literacy-related activities will report improved ability to address the literacy needs of their family.

- 100% of adult participants agree.

90% of adults with youth in the CLC will report that services satisfactorily met their family's specific needs.

- 96% of those that completed the Spring End of Year Family Survey.



Redgranite

Redgranite Results for 2017-18:

Academic Goals:

At least 65% of RA (regular attendees) will meet or exceed their individual growth goal in Math and Reading/Early Literacy, based on STAR tests in Spring 2018.

- Reading/Early Literacy: 70% met or exceeded their growth goal
- Math: 58% met or exceeded their growth goal

At least 75% of RA will have teacher reported improvements on homework completion and turning in homework on time:

- 44% and 39% respectively (of students that needed to improve.)



Participation Goals:

75 students or more will attend the CLC

- 52 students attended this school year. (decrease)

60 students or more will regularly attend (30+ days) the A+ Program:

- 49 students were regular attendees (decrease)

Family Engagement Goals:

75 family members or more will attend 1 or more CLC family engagement offerings:

- 46 family members attended one or more family events.
- 13 families attended 2 or more events.
- 69% of students had at least 1 family member attend at least 1 event this year!

90% of adults with youth in A+ will report that services satisfactorily met their family's specific needs.

- 100% of those that completed the Spring End of Year Family Survey.



Comments



Parkside Family Survey Comments: Spring 2018

"There is a great group of adults there who really care about the students."

"{A+} Helped my child with his goal of getting his grades up."

"The A+ program offers lots of fun projects that spark curiosity and creativity."

"Chess Club helps them to develop better self esteem and the thinking process."

Redgranite Family Survey Comments: Spring 2018

"I know she is somewhere safe and having fun while I'm still at work."

"{The} Clubs are wonderful. New things to learn and special outings has been a great idea (Archery, Library, Swimming, Rock Climbing, Warrior). Thank you!"

"My child gets homework done so he can enjoy sports practice and time at home with family."



Riverview Family Survey Comments: Spring 2018

"I love all the enrichment programs the A+ program offers. It has encouraged my son to try/learn new things and build new friendships."

"I don't have to fight the homework battle at home, I can spend the few hours I have at home with my son after work doing more enjoyable activities together."

"My daughter has enjoyed every minute of this program. My main goal was to increase her social skills and that is exactly what happened. Thank you!"

Youth Survey Comments:

"I love it all because it's fun and I get extra time to work on homework if I need it."

- PS Student

"The staff care about A+ students and the staff have a smile on their face."

- RG student

"I like the fun things we do like science experiments and coloring."

- RV student

"I like doing homework here because then I don't have to do it at home."

- RV student

Comments



Teacher Comments:


"I think A+ has been very helpful with getting homework done, as well as providing opportunities for kids to try new things such as yoga, art, etc." - Ms. Moe, Riverview Teacher

"I have students tell me on a regular basis that they are doing their homework at A+. I think that the additional reading they are doing while at A+ is helping them also. I get the feeling from some of them that if they do not do it at A+ they will not be doing it at all." - Mrs. Buchholtz, Riverview long-term sub.

Partner Comments:

"All of the staff, assistants and youth helpers were extremely helpful and accommodating. A special thank you to an awesome group of youth who attended the programs – they were attentive, curious and eager to learn by Doing, Reflecting and Applying. I look forward to returning in Fall of 2018 to continue STEAM at Riverview."

- Heidi, UW-EX 4-H



"The students and I taught the A+ staff how they use mindfulness during their academic day. Since then, I've witnessed the A+ teachers {using mindfulness practices}. I walk through the library during homework time and it's noticeable that they are focused and quieter than when they entered the room.



I also had the pleasure of leading four yoga sessions with a group of 2nd and 3rd grade students. What was wonderful to witness was the cooperation that had to occur in order for the students to (1) stay safe, (2) stay balanced, and (3) sustain the poses. Children who may have otherwise struggled to work together came to together and excelled in their {partner} yoga poses." - Jennifer Culver,

Mindfulness Coach &
Yoga Instructor



A+ Financial Information

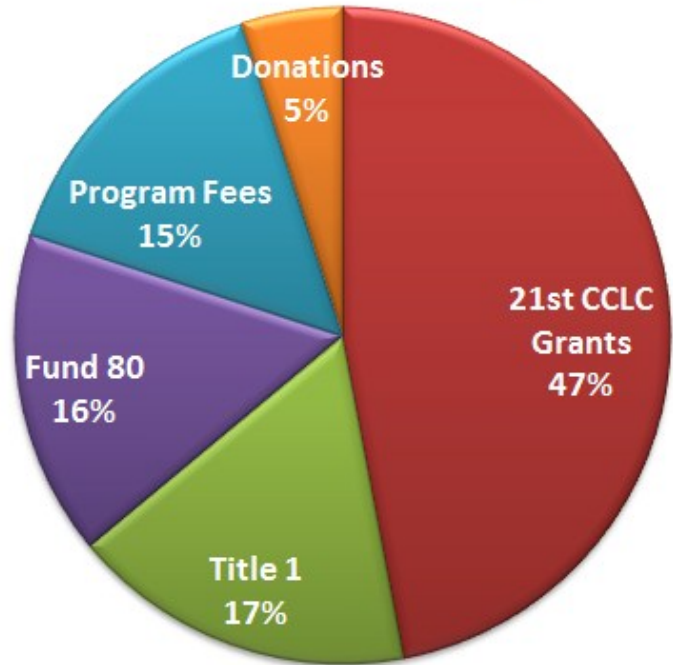
FUNDING:

21st Century Community Learning Center Grant (21st CCLC).....	\$100,870
Title 1	\$36,941
Fund 80	\$34,915
Program Fees	\$31,147
Donations	\$9,681
Total Program Funding	\$213,555

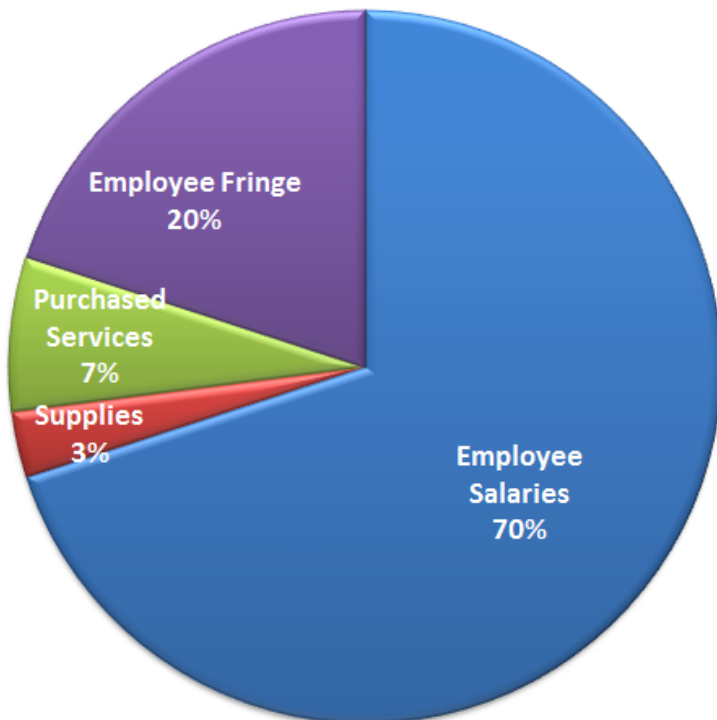
(\$870 carry over for 21st CCLC grant from 16/17)

- Wautoma Area School District In-Kind Support is estimated at \$85,000 (utilities, custodial services, storage, office supplies, copier use & paper, administrative services, transportation, insurance, etc.)
- \$2,058 in supply/in-kind donations not included above.

A+ 2017-18 Funding



A+ 2017-18 Expenses



PROGRAM EXPENSES:

Employee Salaries	\$150,374
Employee Fringes	\$43,770
Purchased Services	\$14,334
Supplies	\$7,835

Total Program Expenses **\$216,314**

- 2017-18 Program Fees: \$45/quarter, \$80/semester, \$150/year
- Cost to participants: \$1/day or \$.40/hour (2.5 hrs/day)
- Actual cost per student per day: \$9.43 (based on average attendance)
- The Reach the Peak Fundraiser (sponsored by Thrivent Financial & ThedaCare) provided \$4,150 in scholarships for 59 youth to enroll in A+ this past year and \$3,750 for an AmeriCorps Member to support students during school and after school.

Summer Camp is not included in the financial report.

Summer Camp

Explore, Splash and Fly!

Dates Provided: June 5-29, 2018 19 days

Cost: \$285/youth

Weekly Themes: Fish/Water, Animals/Land, Plants/Water, Air/Flight

Club Choices: Drumming Club, Rubik's Cube, Nature Science, How to Draw, 4-H STEAM, Cub Scouts STEM, Libraries Rock,

Enrolled: 38 youth (5 of the 38 paid full price, 33 received financial aid)

Daily Average Attendance: 31 youth



Funding Partners:

Title 4, Rotary Club of Wautoma, Healthy Communities./Healthy Youth, David Peterson, Waushara County Human Services, Reach The Peak, USDA Snack Program.

Enrichment & Field Trip Partners:

UW-EX Family Educator (Dollars during Development), UW-EX 4-H (STEAM), Boy Scouts of America (STEM), Ryan Radke & Bruce Enck (Drumming Club), "You Can Do The Rubik's Cube" (free use of 72 Rubik's cubes), Wautoma Public Library (Summer Reading Program), Hartman Creek State Park (free use of park and fishing equipment), DNR (free use of fishing equipment, Wild Rose Fish Hatchery (volunteers & free Fish Hatchery tour), Lake Arrowhead Campground (Free field trip), EAA Young Eagles Program (Free flights at the Wautoma Airport for first time flyers), and Animal Haven Petting Zoo & Farm (group discount).

Youth Volunteers:

Sawyer Parrott & Brooke Trochinski (over 100 hours together)!



Summer Camp Coordinator: Dianna Parrott

"The students arrived everyday with smiles on their faces and excitement in their step. Many parents commented on how this program saved them over the summer in expense and also provided fun for their child everyday."

A+ After School Program

300 S. 16th Ave
PO Box 870
Wautoma, WI 54982
920-787-1736x1

knutsonk@wautoma.k12.wi.us
www.wautomasd.org/a-program



Promoting Lifelong Learning & Uniting
Schools, Families & Communities

