



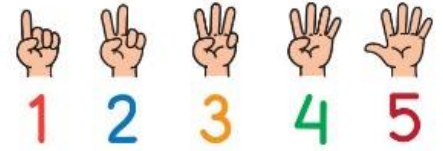
KINDERGARTEN Math PIRATE Standards



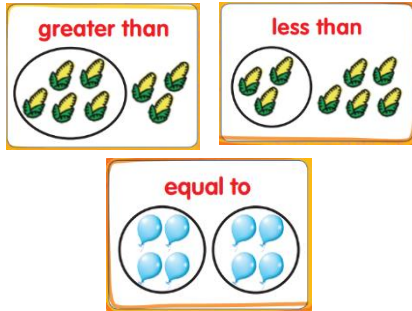
Count one by one, in order, matching each number name to only one object.




Understand that the last number name said tells how many objects were counted.



Understand that as you count on, each number stands for one more than the last number did.




Identify whether the number of objects in one group is greater than, less than, or equal to the number of objects in another group.




Compare two numbers between 1 and 10 to identify which number is greater than, less than, or equal to.



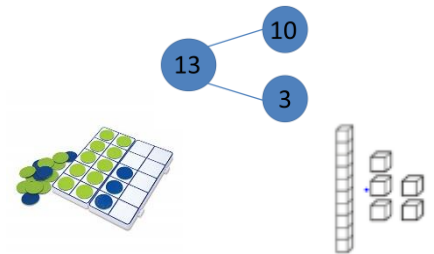
Count to 100 by ones and by tens.



Write numbers from 0-20.




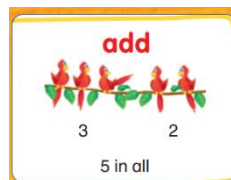
Represent a number of objects with a written number 0-20 (with 0 representing a count of no objects).



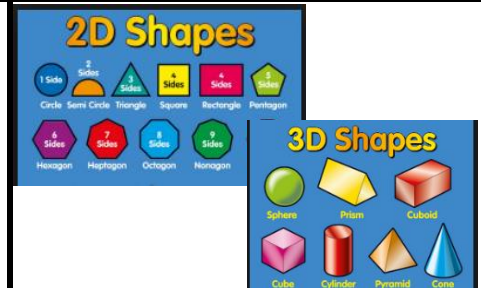
Build and take apart numbers from 11 to 19 into a set of ten and some extras. Record each grouping with a drawing or equation (ex. $18 = 10 + 8$).



Fluently add and subtract within 5.



Add and subtract within 10, including solving word problems.



Correctly name shapes no matter their size or position. (square, triangle, circle, rectangle, hexagon, sphere, cube, cone, cylinder)