



# Senior Parent/Student Night



# Senior Checklist Visit

- Parents are welcome to attend.
- Passes have your appointment time.

Tasks to accomplish:

- ❖ Turn in Brag Sheet
  - ❖ Credit check for graduation
  - ❖ Diploma track verified
  - ❖ Verification Form for Core 40 with Honors
  - ❖ Future plans-Training, College and/or Military
- 

# College Decisions


## College Visits

- 3 days for the year
- Must complete proper paperwork 3 days before the visit. (High School Office – Mrs. Wallace)
- Check college websites for visitation information


## College Admission Representatives at NHS

- Sign up in the guidance office.
- Please attend only presentations you are truly interested in.

# JOB SHADOWING

- One time per semester.
  - Make arrangements with an employer, then see your guidance counselor for the proper paperwork.
  - Paperwork must be turned in three days prior to the job shadow.
- 

# On-Line Applications


- Please notify your counselor when you have completed an on-line application. Your counselor does not receive notification from the college.
  - Please notify your counselor if you are applying for early admission or any specific deadlines.
- 

# College Applications

Should be submitted by November 1<sup>st</sup>.

\*Check college websites for preferred dates.  
Some colleges have scholarship deadlines that require the submission of your application.

# Common Application

- Allows you to submit one application to multiple schools.
  - At the end, you must pay the application fees for all of the colleges/universities you are applying to.
  - You must invite your guidance counselor to fill out your information. This means that you will input the counselor's information in the general information section and also under the recommender section.
  - After inputting the counselor's and teachers' information, follow up with them to ensure they received your information.
- 

# Requesting a Transcript

To request a transcript


- You must create a parchment account before making a request.
- You must have an e-mail address to create an account.
- Remember your username and password. Your counselor does not have access to them.
- [www.parchment.com](http://www.parchment.com)
- If you need help, please do not hesitate to see your counselor.
- Please do not assume your counselor received the request, please feel free to follow up with your counselor.



# ACT and SAT Scores


- ✓ ACT and SAT scores are accepted at all Indiana Colleges.
- ✓ Some out of state schools prefer one over the other. (Please check the college websites.)
- ✓ Some colleges (Purdue and Indiana) and NCAA Eligibility Center require scores be sent directly to them, not by the high school transcript.
- ✓ When you sign up to take the ACT/SAT you may send **4 FREE!!!**
- ✓ College Entrance Exams should be taken during first semester if you haven't already taken them.
- ✓ Remember NHS's CEEB code is **151880**.

# SAT and/or ACT


- Must take a SAT and/or ACT to complete the college application process for four year schools.
  - May note that you will take a college entrance exam.
  - Schedule of dates and locations will be posted on the Student Services Web Page, in the senior hallway, and in Student Services.
  - Registration information is available in Student Services.
- 

# Letters of Recommendation

- If asking for a letter of recommendation, ask the person if they are first willing to write a letter on your behalf. This applies also to the common application.
- Provide the writer with a copy of your brag sheet and personal statement.
- Provide an addressed and stamped envelope if they are to mail the letter directly.
- Allow ample time for the writer to write the letter. It takes time to write a quality letter of recommendation.



# Scholarships

- Posted on Student Services webpage and on your iPad.
  - Applications may be downloaded from your iPad or the website
  - Ask for scholarships by number in the Student Services office.
  - Bring in a written list with your name and numbers requested. Pick up requested scholarships at the end of the day.
  - Please note deadlines and be timely with your applications.
  - Follow us on Facebook and Twitter to find out when updates are posted.
- 

# Financial Aid

- Scholarships, grants, and loans are sources of financial aid.
- Experts in college financial aid are the financial aid officers at your college campus.
- All financial aid starts with the completed and submitted FAFSA (Free Application for Financial Student Aid) form.
- In Indiana, the FAFSA should be filed between October 1, 2018 through April 15, 2019.



**FAFSA:**  
**1<sup>st</sup> step is to obtain a pin number for you  
and one for your parents.**

**studentaid.gov**




**Males must register with the  
Selective Service to receive any  
financial assistance.**

**WWW.SSS.GOV**




# ASVAB


- Career Exploration Information
  - Wednesday, September 26 at 7:45 a.m.
  - An email will be sent to sign up.
- 



# FASFA Night

- Complete the FASFA early!
  - October 10 in the Learning Commons (Library) from 5:00 p.m. to 7:00 p.m.
  - IUK will be on-site to answer any questions.
- 

# IUK Annual Parent Night

- To help inform parents of potential college students about the application process, financial aid, collegiate academics, athletics, college life and more.
  - Not specific to IUK.
  - Students are not required to attend.
  - Thursday, September 13
    - 6:30 Campus Tour (Optional)
    - 7:00 Program begins
- 

# Senior Year Counts!

Follow us on Facebook and Twitter to receive important information and scholarship updates.



Search NHS Student Services @NHSSStudentServs