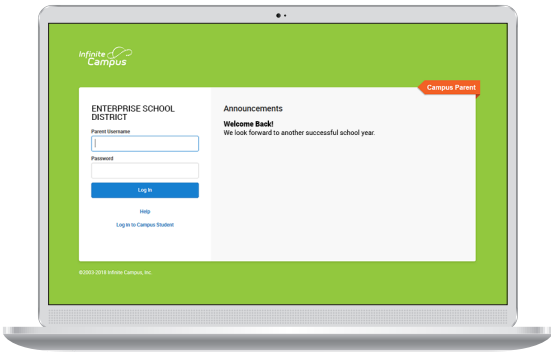




Parents & Students, information is at your fingertips.

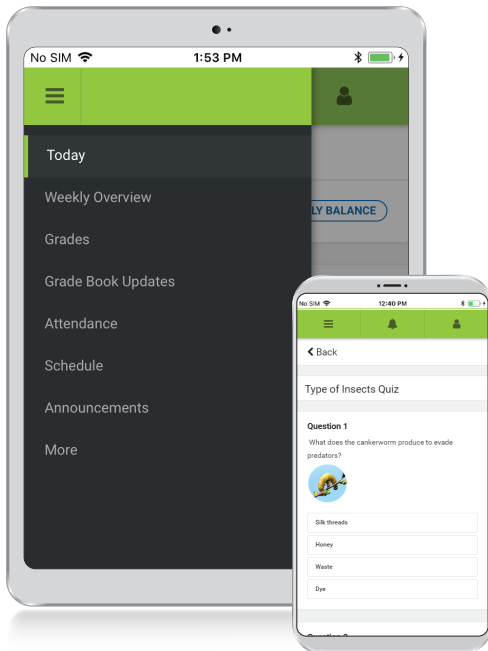


Access on the Web Campus Student and Campus Parent

Campus Student and Campus Parent are designed to provide real-time access to student information. The easy-to-use design displays what is currently happening in the classroom so you can understand, monitor, and participate in the educational process.

- » Announcements
- » Assignments
- » Attendance
- » Grades
- » Schedules

AND



Download the Mobile App Campus Student and Campus Parent

Announcements

Quickly see district announcements as they are posted.

Assignments

Browse assignments by specific class or due date.

Attendance

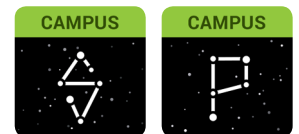
Review attendance events in summary and detail form.

Grades

Immediate access to grades as they are posted.

Schedule

Review schedule from anywhere, at any time.



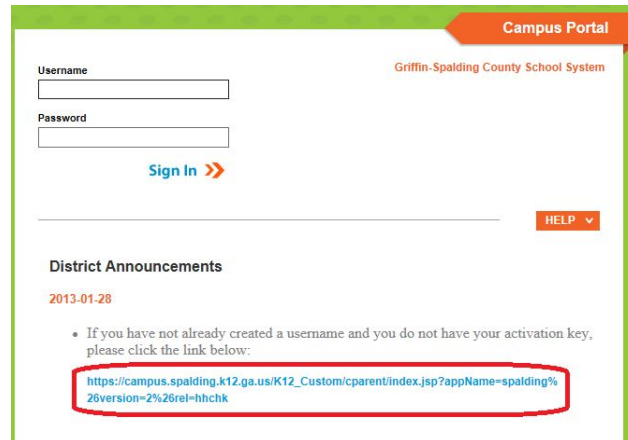
Infinite Campus Mobile Apps can be downloaded through the Apple App Store or Google Play Store



Learn more at
infinitecampus.com/parents-students

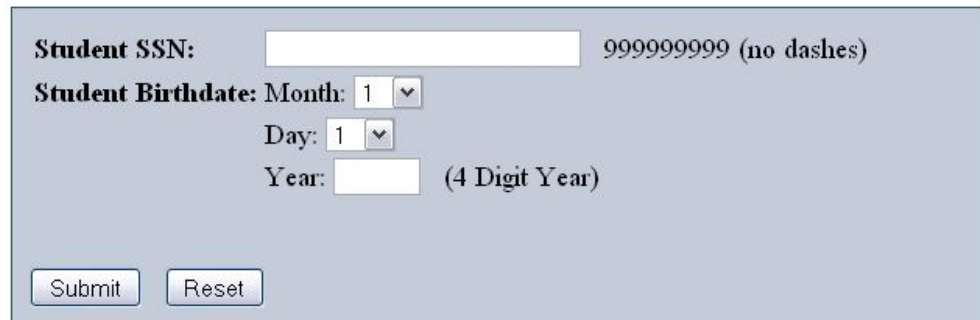
Instructions for Creating an Infinite Campus Parent Portal Account

1. Navigate to the Infinite Campus Parent Portal at <https://campus.spalding.k12.ga.us/campus/portal/spalding.jsp>.
2. In the "District Announcements" section, click the link that says "If you have not already created a username and you do not have your activation key please click the link below."



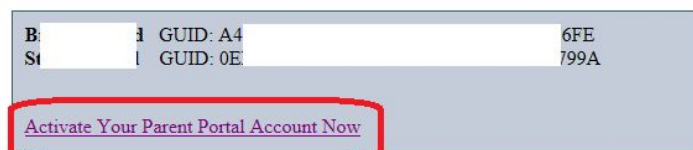
3. Enter the child's SSN and birth date and click "Submit."

Parent Portal GUID Lookup



4. Print or write down the 16 digit Activation Key (GUID) and then click the link that says "Active your parent portal account now"

Portal Activation Key Lookup



Instructions for Creating an Infinite Campus Parent Portal Account

5. Enter your activation key and click "Submit."

The screenshot shows the 'Activating your Campus Portal account' page. It includes a header for 'Griffin-Spalding County School System' and a 'Submit' button. The activation key is entered as a series of five boxes separated by hyphens.

Campus Portal
Griffin-Spalding County School System

Activating your Campus Portal account

Activating your Campus Portal parent portal account is easy. All you need is your Campus Portal Activation Key sent to you by your child's school.

Activation Key

{ - - - - }

6. Create your username and password and click "Create Account." (password must be 8 or more characters and contain a number)

The screenshot shows a success message: 'Campus Portal account creation successful!'. Below the message is a form with fields for 'User Name', 'Password', and 'Verify Password', and a 'Create Account' button.

Campus Portal account creation successful!

Welcome [Name], you are now ready to create your Campus Portal account. You must enter a user name and password that you will use to access Campus Portal in the future.

User Name

Password

Verify Password

7. The following message is displayed after successfully creating your username and password. Click the "Click here" link to login.

The screenshot shows a success message: 'Campus Portal account creation'. Below the message is a link to 'Click here' to enter the Campus Portal login page.

Campus Portal account creation

Congratulations! You have successfully created your Campus Portal account. [Click here](#) to enter Campus Portal login page.

8. Enter your username and password and click "Log In."

The screenshot shows the login page with fields for 'User Name' and 'Password', and a 'Log In' button. A link 'Problems logging in?' is also visible.

Already have a Campus Portal account?

User Name

Password

[Problems logging in?](#)