

# SPSA 2018-19

SINGLE PLAN FOR STUDENT ACHIEVEMENT

Delhi Unified District



## Delhi High

The District Governing Board approved this revision of the School Plan on: 01/08/2019

CDS Code: 24753662430114

Principal: Brett Nickelson, Principal

Superintendent: Adolfo Melara

Address: 16881 West Schendel Ave.  
Delhi, CA 95315

Phone: (209) 656-2050

Email: [bnickelson@delhiusd.org](mailto:bnickelson@delhiusd.org)

Web Site: [www.delhi.k12.ca.us/](http://www.delhi.k12.ca.us/)



Goals and Actions	Start Date	Completion Date	Amount	Fund Source	Fund Source Code
<b>» SUBJECT: Parental Involvement</b>					
› GOAL: Parent Involvement					
› LCAP GOALS:					
<ul style="list-style-type: none"> <li>• Goal Area 1: State Priority: Engagement - Delhi Unified School District will ensure active parent involvement and student engagement</li> </ul>					
› ACTION: Parent Engagement	08/07/2018	05/29/2020	\$3,200.00		
			\$3,200.00	ACTION: Title I, Part A, Basic Grants	
<b>» SUBJECT: LCAP Priority 4 - Pupil Achievement</b>					
› GOAL: English Learner Achievement					
› LCAP GOALS:					
<ul style="list-style-type: none"> <li>• Goal Area 2: State Priority: Pupil Outcomes - Delhi Unified School District will ensure Pupil Outcomes exhibit access, equity, and achievement</li> </ul>					
› ACTION: Newcomer Student Plan	08/07/2018	05/29/2020	\$0.00		
› ACTION: Long Term English Learners	08/07/2018	05/29/2020	\$0.00		
<b>» SUBJECT: LCAP Priority 6 - School Climate</b>					
› GOAL: Student Engagement					
› LCAP GOALS:					
<ul style="list-style-type: none"> <li>• Goal Area 4: State Priority: Engagement- Delhi Unified School District will ensure student Engagement</li> </ul>					
› ACTION: Data Capture	08/07/2018	05/29/2020	\$0.00		
› ACTION: Club Participant Promotion	08/07/2018	05/29/2020	\$0.00		
<b>» SUBJECT: Pupil Outcomes</b>					
› GOAL: Pupil Outcomes					
› LCAP GOALS:					
<ul style="list-style-type: none"> <li>• Goal Area 2: State Priority: Pupil Outcomes - Delhi Unified School District will ensure Pupil Outcomes exhibit access, equity, and achievement</li> </ul>					
› ACTION: Supplemental Math Support	08/08/2017	06/01/2018	\$0.00		
			\$0.00	ACTION: Title I, Part A, Basic Grants	
› ACTION: Staffing	08/08/2017	06/01/2018	\$0.00		
			\$0.00	ACTION: Title I, Part A, Basic Grants	

Goals and Actions	Start Date	Completion Date	Amount	Fund Source	Fund Source Code
› ACTION: Engagement Strategies	08/07/2018	05/29/2020	\$0.00		
› ACTION: Increase A-G courses	08/07/2018	05/29/2020	\$0.00		
› ACTION: AP Enrollment and Pass Rate	08/07/2018	05/29/2020	\$0.00		
› ACTION: CTE Enrollment	08/07/2018	05/29/2020	\$0.00		
› ACTION: Supplemental, Instructional Support	08/07/2018	05/29/2020	\$167,800.00		
			\$167,800.00	ACTION: Title I, Part A, Basic Grants	

**Total Annual Expenditures for Current Site Plan: \$171,000.00**

## GOALS

### » GOAL: PARENT INVOLVEMENT

#### GOAL AREA: PARENTAL INVOLVEMENT

##### LEA Goal:

- Community Relations

##### State Priorities:

- 3 - Parent Involvement

##### LCAP Goal:

- Goal Area 1: State Priority: Engagement - Delhi Unified School District will ensure active parent involvement and student engagement

##### WASC Goal:

- Delhi High School develop a positive school culture that will lead to increased daily attendance, increased academic achievement, and an increase of school spirit

##### Goal Statement:

Increase parent involvement 2.5% – 5% from base year 2016-2017 across two years.

##### What data did you use to form this goal (findings from data analysis)?

During the 2017-2018 school year, Delhi High School accumulated 1,867 documented instances of parental engagement. This is a 57% increase in parental engagement.

Data used to form baseline of this goal stems from 2016-2017 parent sign in sheets from school hosted events. The findings from the data revealed that there were 1,074 total parent signatures from parents who attended school events. Events included stakeholder meetings. Stakeholder meetings included district LCAP meetings, Report Card Nights, Back to School Night, School Site Council meetings, ELAC meetings, Breakfast with the Principal, and Coffee with the Counselors. Analysis reveals that not all parent engagement is being tracked. Parents engage at other events. For instance, athletic and Visual and Performing Arts events. The data reveals Parent Engagement can be improved in traditional stakeholder meetings, and will now be tracked at all events.

##### How does this goal align to your Local Educational Agency Plan goals?

A Local Educational Agency's goal is to improve community relations. Parents are the largest stakeholder group in the greater Delhi community. Increased parental involvement at Delhi High School will translate to improved community relations with the Local Educational Agency.

##### What did the analysis of the data reveal that led you to this goal?

Analysis of the data revealed that parental involvement is on a positive trend at the site and across the district. Though the trend is positive across the district, Delhi High School will strive to track engagement at all events; as well as, continue to improve engagement in stakeholder specific events.

## Which stakeholders were involved in analyzing data and developing this goal?

Stakeholders involved in analyzing data for this goal include site administration, School Site Council, and site leadership team comprised of teaching staff.

## Who are the focus students?

The focus students will be student athletes and visual and performing arts students. The site will also target students who have not had parent attend stakeholder meetings.

## What is the expected growth?

The expected growth is 2.5% to 5% of baseline.

## What data will be collected to measure student achievement?

Data collected from parent sign in sheets, will be compared to student grades in core academic areas.

## What process will you use to monitor and evaluate the data?

Sign in sheets at Delhi High School events. The data will be tabulated monthly to demonstrate progress towards the goal. Findings will be reported to site leadership team. This data will then drive promotions and incentives for parents to engage.

## Actions to improve achievement to exit program improvement (if applicable).

### Strategy:

Strategies to improve parental involvement will include increased promotion of events utilizing digital platforms. The site administration will also incentivize parental involvement during school activities.

## ACTION:PARENT ENGAGEMENT

### Means of Achievement: Involvement of staff, parents and community

- **Task:**

Promotion of all Delhi High School events. Promotion will occur via parent square announcements, email, mailings, school website, phone calls, and text messaging.

- **Measures:**

Documentation of all event planning occurs on site event management plans. Documentation of all digital communication will be tallied and recorded.

- **People Assigned:**

Office support staff, administration

**Start Date: 08/07/2018**

**Completion Date: 05/29/2020**

Funding Resources	Related Expenditures	Estimated Cost
Title I, Part A, Basic Grants	Food and Incentives	\$3,200.00



## GOAL: ENGLISH LEARNER ACHIEVEMENT

### GOAL AREA: LCAP PRIORITY 4 - PUPIL ACHIEVEMENT

#### LEA Goal:

- Educational Excellence

#### State Priorities:

- 4 - Pupil Achievement

#### LCAP Goal:

- Goal Area 2: State Priority: Pupil Outcomes - Delhi Unified School District will ensure Pupil Outcomes exhibit access, equity, and achievement

#### WASC Goal:

- All English Learners will achieve academic success: Title III, CELDT (ELPAC), Cross Curricular Content Literacy

#### Goal Statement:

Delhi Unified School District will ensure Pupil Outcomes exhibit access, equity, and achievement in research based instructional and support programs focused on:

- Increase English Learner Proficiency percentage by 2.5% - 5% over base year 2016-2017 across two years in CAASPP English and Mathematics.
- Increase Reclassification percentage by 2.5% - 5% over base year 2016-2017 across two years.

#### What data did you use to form this goal (findings from data analysis)?

2017 - English Learner proficiency in English "met or exceeded standards" - 9%  
 2018 - English Learner proficiency in English "met or exceeded standards" - 0%

2017 - English Learner proficiency in Mathematics "met or exceeded standards" - 4%  
 2018 - English Learner proficiency in Mathematics "met or exceeded standards" - 0%

2017-2018 - 20% of Delhi High School English Learner students were reclassified.  
 2016-2017 - 0% of Delhi High School English Learner were reclassified.

All

Student Group	Students Performance	Number Of Students	Status	Change
All Students	N/A	170	Medium 39.4 Points Above Level 3	N/A
Black/African American	N/A	1	-	N/A
Asian	N/A	7	-	N/A
Hispanic	N/A	153	Medium 39.2 Points Above Level 3	N/A
White	N/A	9	-	N/A
English Learner	N/A	64	Low 17.2 Points Below Level 3	N/A
Socioeconomically Disadvantaged	N/A	166	Medium 38.6 Points Above Level 3	N/A
Students with Disabilities	N/A	26	Very Low 0 Points Below Level 3	N/A
Homeless	N/A	7	-	N/A

Performance Levels: Blue (Highest Performance) Green Yellow Orange Red (Lowest Performance)

An asterisk (\*) shows that the student group has fewer than 11 students and is not reported for privacy reasons. The performance level (color) is not included when there are fewer than 30 students in any year used to calculate status and change. An N/A means that data is not currently available.

**Equity Report**

State Indicators	All Students Performance	Total Student Groups	Student Groups In Red/Orange
Chronic Absenteeism	N/A	N/A	N/A
Suspension Rate (K-12)		5	4
English Learner Progress (K-12)		1	1
Graduation Rate (9-12)		3	0
College/Career		N/A	N/A

Performance Levels: Blue (Highest Performance) Green Yellow Orange Red (Lowest Performance)

An asterisk (\*) shows that the student group has fewer than 11 students and is not reported for privacy reasons. The performance level (color) is not included when there are fewer than 30 students in any year used to calculate status and change. An N/A means that data is not currently available.

English Learners Only

State Indicators	All Students Performance	Status	Change
Chronic Absenteeism	N/A	N/A	N/A
English Learner Progress (K-12)		Medium 70.2 %	Decreased Significantly -10.7 %

Performance Levels: Blue (Highest Performance) Green Yellow Orange Red (Lowest Performance)

An asterisk (\*) shows that the student group has fewer than 11 students and is not reported for privacy reasons. The performance level (color) is not included when there are fewer than 30 students in any year used to calculate status and change. An N/A means that data is not currently available.

**How does this goal align to your Local Educational Agency Plan goals?**

The Local Educational Agency Plan specifies Educational Excellence as a goal. An indicator of Educational Excellence is the improvement of achievement scores and pupil outcomes with respect to the English Learner population.

### What did the analysis of the data reveal that led you to this goal?

The analysis of the data revealed that an area of growth for Delhi High School is improved

### Which stakeholders were involved in analyzing data and developing this goal?

Site administration, School Site Council, and site leadership team.

### Who are the focus students?

English Learner designated students and of the English Learners LTELs need specific support.

### What is the expected growth?

2.5%-5% increase in proficiency and reclassification rates.

### What data will be collected to measure student achievement?

CAASPP achievement in English and Mathematics, ELPAC achievement data, and reclassification data.

### What process will you use to monitor and evaluate the data?

The English Learner clerk will monitor data weekly for the EL student population. Evaluation of data will occur at site leadership meetings weekly to make adjustments in instructional program for EL student population.

### Actions to improve achievement to exit program improvement (if applicable).

#### Strategy:

Academic schedules of support will be provided to our newcomer population and LTEL population. Students will be supported with in school day intervention, lunch time intervention, and after school intervention.

## > ACTION:NEWCOMER STUDENT PLAN

### Means of Achievement: Monitoring program implementation and results

- **Task:**

The following students have been identified as being new to the country and/or having no or limited English Language skills. These students have been placed in the same ELD class, where instruction focuses on phonemic awareness, phonics, high frequency words, and sentence formation, in addition to other language skills as needed.

The students have also been placed in grade level cohorts. This allows the teacher's Newcomer support and Instructional Aide support to be directed more effectively.

Revised from 2018-2019 to 2019-2020

- **Measures:**

ELPAC progress, Grades

- **People Assigned:**

Site Administration, EL Clerk, Counseling department

**Start Date: 08/07/2018**

**Completion Date: 05/29/2020**



## > ACTION: LONG TERM ENGLISH LEARNERS

Means of Achievement: [Monitoring program implementation and results](#)

Start Date: 08/07/2018

Completion Date: 05/29/2020

## >> GOAL: STUDENT ENGAGEMENT

### GOAL AREA: LCAP PRIORITY 6 - SCHOOL CLIMATE

#### LEA Goal:

- Positive Culture

#### State Priorities:

- 6 - School Climate

#### LCAP Goal:

- Goal Area 4: State Priority: Engagement- Delhi Unified School District will ensure student Engagement

#### WASC Goal:

- Delhi High School develop a positive school culture that will lead to increased daily attendance, increased academic achievement, and an increase of school spirit

#### Goal Statement:

Delhi High School will ensure student engagement through:

- increased attendance at school events 2.5% – 5% from base year 2016-2017 across two years.
- increased involvement in student clubs 2.5% – 5% from base year 2016-2017 across two years.
- increased involvement in athletics 2.5% – 5% from base year 2016-2017 across two years.
- increased involvement in after school programs 2.5% – 5% from base year 2016-2017 across two years. The After School Program at Delhi High School ended 2018-2019.

#### What data did you use to form this goal (findings from data analysis)?

2017-2018 School year data was utilized to form a baseline. Student club rosters for the 2017-2018 school year reflect 181 students involved. Student athletic team rosters for the 2017-2018 school year reflect 373 students involved with athletics. Student attendance at events was not recorded for the 2017-2018 school year. Student attendance data is now being tracked at all school events utilized the 5-Star digital application and this year's data will serve as a baseline in the future. Data was secured from 2016-2017 athletic team rosters, club participant rosters, and after school program attendance records. Findings from the data revealed that there are a significant number of students not actively engaged with extracurricular activities. Consequently, it is a goal of the site to capture all and engage all students in athletics, activities, or after school program.

#### How does this goal align to your Local Educational Agency Plan goals?

A goal of the Local Educational Agency is to create a positive school culture. Student engagement in athletics, activities, after school programs, and attendance at school sanctioned events fosters a positive school culture.

### What did the analysis of the data reveal that led you to this goal?

The analysis of the data revealed that student engagement is an area of growth for Delhi High School.

### Which stakeholders were involved in analyzing data and developing this goal?

Stakeholder group included site leadership team and School Site Council.

### Who are the focus students?

Delhi High School students who are not actively involved in activities, athletics, arts.

### What is the expected growth?

Expected growth is 2.5% to 5% in student engagement.

### What data will be collected to measure student achievement?

Data will be collected in a number of ways. First, the high school will now begin tracking student attendance at events utilizing various data capturing methods. Data will also be collected via athletic and club participant rosters; as well as, attendance reporting from after school program.

### What process will you use to monitor and evaluate the data?

Quarterly data reports will be compiled and evaluated to ensure site is achieving goal.

### Actions to improve achievement to exit program improvement (if applicable).

#### Strategy:

The goal will be articulated to staff and students and progress towards goals will also be shared.



## ACTION:DATA CAPTURE

---

Means of Achievement: [Monitoring program implementation and results](#)

Start Date: 08/07/2018

Completion Date: 05/29/2020



## ACTION:CLUB PARTICIPANT PROMOTION

---

Means of Achievement: [Monitoring program implementation and results](#)

Start Date: 08/07/2018

Completion Date: 05/29/2020

## » GOAL: PUPIL OUTCOMES

### GOAL AREA: PUPIL OUTCOMES

#### LEA Goal:

- Educational Excellence

#### State Priorities:

- 4 - Pupil Achievement

#### LCAP Goal:

- Goal Area 2: State Priority: Pupil Outcomes - Delhi Unified School District will ensure Pupil Outcomes exhibit access, equity, and achievement

#### WASC Goal:

- Increase student proficiency rates in all core classes, alignment between daily instruction to common core standards, staff development plan on effective instructional strategies aligned with common core standards

#### Goal Statement:

Delhi High School District will ensure Pupil Outcomes exhibit access, equity, and achievement in research based instructional and support programs focused on:

- Increase achievement for all students in Math and ELA by 2.5% - 5% over base year 2016-2017 across two years.
- Increase a-g (UC/CSU) course completion rate by 2.5% - 5% over base year 2016-2017 across two years.
- Increase AP Enrollment and Pass rate by 2.5% - 5% over base year 2016-2017 across two years.
- Increase CTE Enrollment by 2.5% - 5% over base year 2016-2017 across two years.

#### What data did you use to form this goal (findings from data analysis)?

2017-2018 Student achievement data was utilized to continue this goal. The three year English Achievement demonstrates a downward trend.

- ◊ Delhi High School had approximately 47% of students Meet or Exceed Standards as measured by the Spring 2018 CAASPP.
- ◊ Delhi High School had 54% of students Meet or Exceed standards in English as measured by the Spring 2017 CAASPP.
- ◊ Delhi High School had 62% of students Meet or Exceed standards in English as measured by the Spring 2016 CAASPP.

2017-2018 Student achievement data was utilized to continue this goal. The three year Mathematics Achievement demonstrates a downward trend.

- ◊ Delhi High School had approximately 11% of students Meet or Exceed standards in Mathematics as measured by Spring 2018 CAASPP.
- ◊ Delhi High School had 14% of students Meet or Exceed standards in Mathematics as measured by Spring 2017 CAASPP.
- ◊ Delhi High School had 22% of students Meet or Exceed standards in Mathematics as measured by Spring 2016 CAASPP.

Also reviewed was the AP Enrollment and Pass rate for Delhi High School in the 2016-2017 school year.

- ◊ 2017-2018 23% Enrollment rate. 30% AP pass rate.

- 2016-2017 20% Enrollment rate. 25% pass rate.

CTE Enrollment

2017-2018 - 39% CTE enrollment rate.

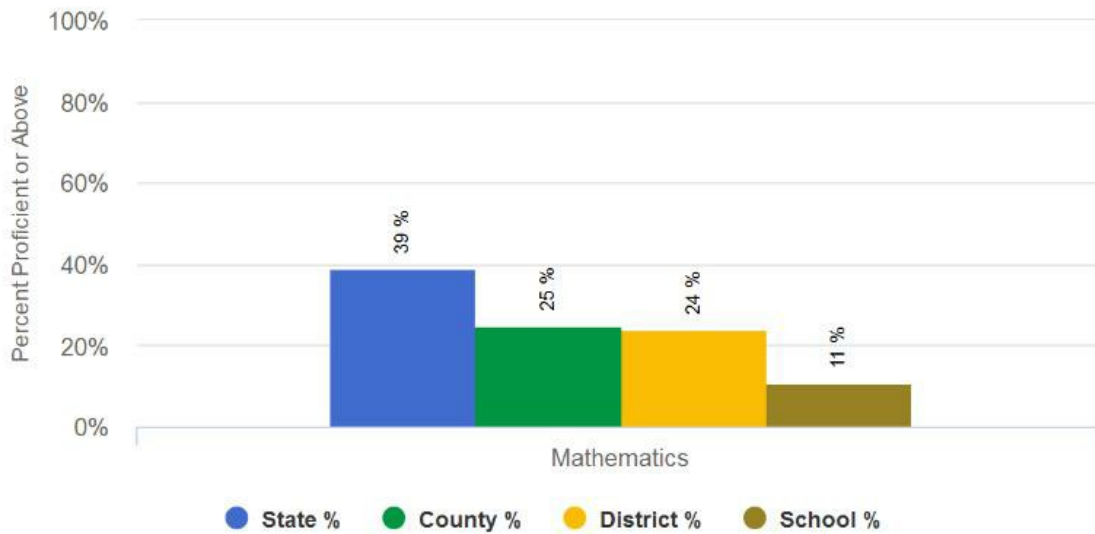
2016-2017 - 39% CTE enrollment rate.

A-G approved courses

2017-2018 58 A-G approved courses.

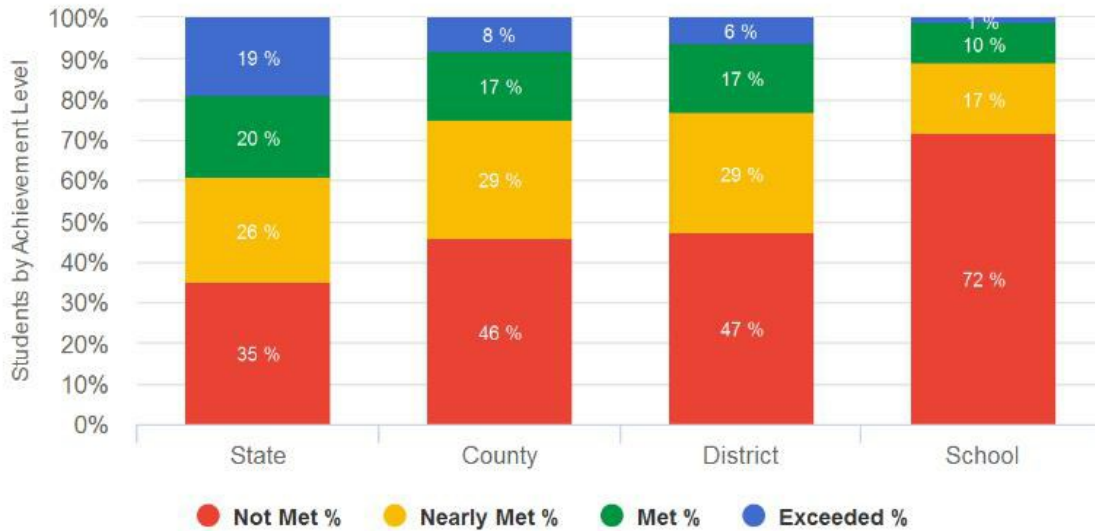
2016-2017 55 A-G approved courses

Merced County  
Delhi Unified District  
Delhi High School  
2018 - SBA - Mathematics - Students Standard Met or Exceeded

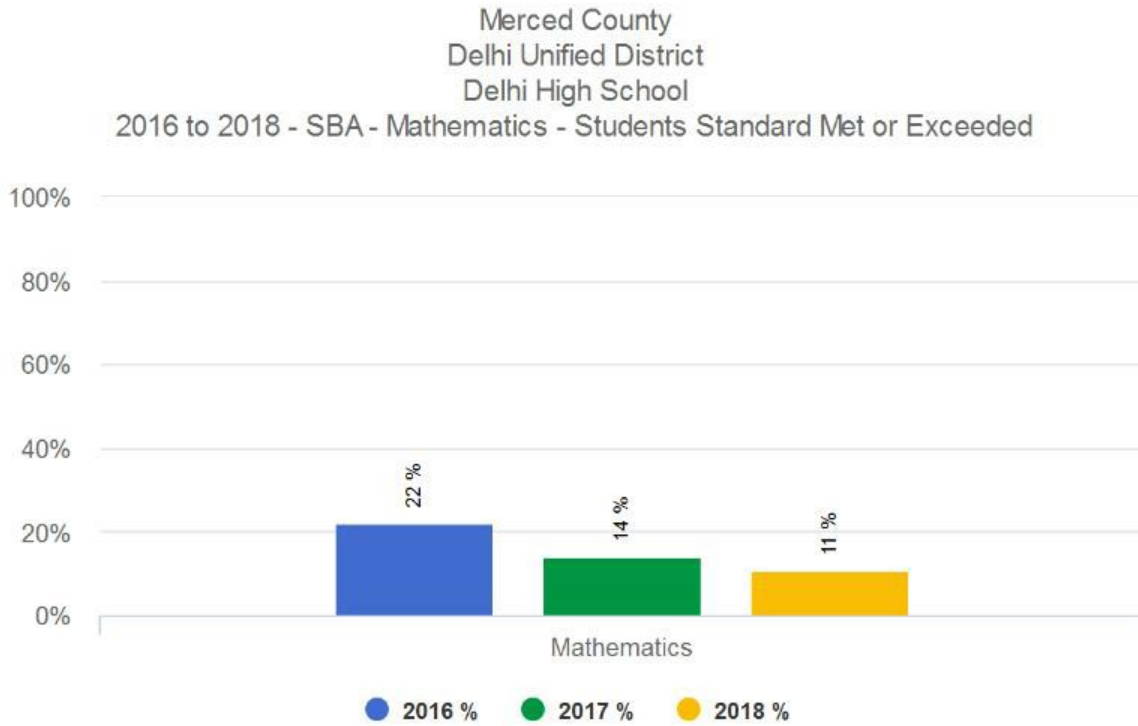


Mathematics	
State %	39
State #	1,231,920
County %	25
County #	7,551
District %	24
District #	328
School %	11
School #	18

Merced County  
Delhi Unified District  
Delhi High School  
2018 - SBA - Mathematics - Students by proficiency level



	State	County	District	School
Not Met %	35	46	47	72
Not Met #	1,115,581	13,994	649	122
Nearly Met %	26	29	29	17
Nearly Met #	828,718	8,822	400	29
Met %	20	17	17	10
Met #	637,475	5,172	235	17
Exceeded %	19	8	6	1
Exceeded #	605,601	2,434	83	2



Mathematics	
2016 %	22
2016 #	37
2017 %	14
2017 #	23
2018 %	11
2018 #	18

**How does this goal align to your Local Educational Agency Plan goals?**

Delhi High School is striving for Educational Excellence. Improve achievement rates will demonstrate Delhi High School alignment with Local Educational Agency in striving for Educational Excellence.

**What did the analysis of the data reveal that led you to this goal?**

The analysis of data revealed that improved achievement in the areas of ELA, Math, A-G completion, AP enrollment and pass rate, and CTE enrollment is warranted in Delhi High School's pursuit of improved student outcomes and educational excellence.

**Which stakeholders were involved in analyzing data and developing this goal?**

School Site Council, English Language Advisory Committee, and site leadership team.

**Who are the focus students?**

The focus students for this year will be all students. Specifically, 11th grade as they will be assessed in ELA and Mathematics by the CAASPP. Furthermore, all grade levels are tracked for A-G completion, AP enrollment and pass rate, and CTE course enrollment.

### What is the expected growth?

2.5% - 5% growth is expected identified over the next two years.

### What data will be collected to measure student achievement?

Student achievement data on the SBAC, registration data in CTE courses, A-G course completion rate, and Advanced Placement enrollment and pass rate.

### What process will you use to monitor and evaluate the data?

Data will be monitored annually evaluated for improvements.

### Actions to improve achievement to exit program improvement (if applicable).

#### Strategy:

Increased A-G approved courses, promote CTE pathways, promote AP enrollment, and target improvement in SBAC achievement.

## > ACTION:SUPPLEMENTAL MATH SUPPORT

### Means of Achievement: Improvement of instruction strategies and materials

Start Date: 08/08/2017

Completion Date: 06/01/2018

Funding Resources	Related Expenditures	Estimated Cost
Title I, Part A, Basic Grants	Supplemental, Research-based Mathematics Instruction; Supplemental, Campus-based Professional Development	\$0.00

## > ACTION:STAFFING

### Means of Achievement: Improvement of instruction strategies and materials

Start Date: 08/08/2017

Completion Date: 06/01/2018

Funding Resources	Related Expenditures	Estimated Cost
Title I, Part A, Basic Grants	Supplemental Instructional Aides - tutorials, small group instruction, individualized instruction	\$0.00

## > ACTION:ENGAGEMENT STRATEGIES

### Means of Achievement: Alignment of instruction with content standards

- **Task:**

Delhi Educational Park will increase the quality and quantity of verbal and written engagement each student experiences, through targeted instruction and structured accountable responses

- **Measures:**

Administrators, instructional coaches, and teacher records will be utilized to establish baseline and increases or decreases of verbal and written engagement through targeted instruction and accountable responses.

- **People Assigned:**

Site administration, instructional coach, and teaching staff.

Start Date: 08/07/2018

Completion Date: 05/29/2020

## > ACTION: INCREASE A-G COURSES

Means of Achievement: Monitoring program implementation and results

Start Date: 08/07/2018

Completion Date: 05/29/2020

## > ACTION: AP ENROLLMENT AND PASS RATE

Means of Achievement: Monitoring program implementation and results

Start Date: 08/07/2018

Completion Date: 05/29/2020

## > ACTION: CTE ENROLLMENT

Means of Achievement: Monitoring program implementation and results

Start Date: 08/07/2018

Completion Date: 05/29/2020

## > ACTION: SUPPLEMENTAL, INSTRUCTIONAL SUPPORT

Means of Achievement: Improvement of instruction strategies and materials

Start Date: 08/07/2018

Completion Date: 05/29/2020



Funding Resources	Related Expenditures	Estimated Cost
Title I, Part A, Basic Grants	Support for Lesson Writing and Lesson Implementation	\$167,800.00



## FUNDING PROGRAMS INCLUDED IN THIS PLAN

- Each state and federal categorical program in which the school participates.

Total Site Plan Budget :	<b>\$171,000.00</b>
Total Annual Expenditures for Current School Plan:	<b>(\$171,000.00)</b>
Balance:	<b>\$0.00</b>

Funding Resource Code	Funding Source	Allocation / Expenditure
	<b>Title I, Part A, Basic Grants</b>	<b>\$171,000.00</b>
	Parent Engagement	(\$3,200.00)
	Supplemental Math Support	(\$0.00)
	Staffing	(\$0.00)
	Supplemental, Instructional Support	(\$167,800.00)
	<b>Balance:</b>	<b>\$0.00</b>

## » SCHOOL SITE COUNCIL MEMBERSHIP

Education Code Section 64001(g) requires that the SPSA be reviewed and updated at least annually, including proposed expenditures of funds allocated to the School through the Consolidated Application, by the school site council. The current make-up of the school site council is as follows:

Name	Represents	Contact Info	Reviewed Plan Date
<b>Brett Nickelson</b>	Principal	bnickelson@delhiusd.org	11/28/2018
<b>Michael Navarro</b>	Secondary Student		11/28/2018
<b>Jasmine Meraz</b>	Secondary Student		11/28/2018
<b>Isis Rocha</b>	Secondary Student		11/28/2018
<b>Jorge Pulido</b>	Classroom Teacher	jpulido@delhiusd.org	11/28/2018
<b>Erika Pilcher</b>	Classroom Teacher	epilcher@delhiusd.org	11/28/2018
<b>Brian de la Porte</b>	Classroom Teacher	bdelaporte@delhiusd.org	11/28/2018
<b>Tanya Abrams</b>	Classroom Teacher	tabrams@delhiusd.org	11/28/2018
<b>Lizette Andrade</b>	Other School Staff	landrade@delhiusd.org	11/28/2018
<b>Adelia Aguilar</b>	Parent or Community Member		11/28/2018
<b>Gloria Pasillas</b>	Parent or Community Member		11/28/2018
<b>Anali Muniz</b>	Parent or Community Member		11/28/2018

### TOTAL NUMBER OF SCHOOL SITE COUNCIL MEMBERS

	Principal	ClassRoom Teacher	Other School Staff	Parent or Community Member	Secondary Student
<b>Number of members of each category</b>	1	4	1	3	3

» **RECOMMENDATIONS AND ASSURANCES**

The school site council (SSC) recommends this school plan and proposed expenditures to the district governing board for approval and assures the board of the following:

1. The SSC is correctly constituted and was formed in accordance with district governing board policy and state law.
2. The SSC reviewed its responsibilities under state law and district governing board policies, including those board policies relating to material changes in the Single Plan for Student Achievement (SPSA) requiring board approval.
3. The SSC sought and considered all recommendations from the following groups or committees before adopting this plan:

**ELAC** \_\_\_\_\_ Signature

4. The SSC reviewed the content requirements for school plans of programs included in this SPSA and believes all such content requirements have been met, including those found in district governing board policies and in the local educational agency plan.
5. This SPSA is based on a thorough analysis of student academic performance. The actions proposed here in form a sound, comprehensive, coordinated plan to reach stated school goals to improve student academic performance.
6. This SPSA was adopted by the SSC at a public meeting on:

11/28/2018

Attested:

**Brett Nickelson, Principal** \_\_\_\_\_  
 Typed name of School Principal Signature of School Principal Date

**Laronna White** \_\_\_\_\_  
 Typed name of SSC Chairperson Signature of SSC Chairperson Date