

**TO: THE HONORABLE MAYOR AND COUNCIL
CITY OF MUSTANG**

**FROM: TIMOTHY D. ROONEY
CITY MANAGER**

RE: CITY MANAGER'S REPORT

DATE: April 28, 2023

“If you look at the human species and how we’ve been so successful, it is because we have an innate drive towards helping each other.”

*- John Arnold
Vanderbilt University, ‘96*

MANAGERIAL:

FY 2023-24 BUDGET – Draft copies of the FY 2023-24 Budget will be presented to the City Council on Tuesday evening, May 2, 2023 at the conclusion of the City Council meeting.

A workshop regarding the FY 2023-24 Budget is scheduled to be conducted on the evening of May 8, 2023 at 6:00 PM at Town Center in Rooms C and D. Copies of the draft budget will be available for public review on the City of Mustang website (www.cityofmustang.org) as well as City Hall and the Mustang Public Library beginning May 9, 2023. Additionally, any questions asked by the City Council, and the answers provided to those questions, will also be included on the City of Mustang website for public review. These will be available beginning on May 12, 2023 as well.

The public hearing on the FY 2023-24 Budget will be conducted on Tuesday, June 6, 2023 at 7:00 PM in Council Chambers adjacent to City Hall. The public is invited to attend.

OMAG RECOGNITION PROGRAM – On April 18, 2023, the Mustang City Council participated in annual OMAG Recognition Training. The training conducted by OMAG staff, requires the City Council review its handbook while also providing annual assessment of the governing body, staff, and various governmental priorities.

As a result of its voluntary participation in the program, the City of Mustang receives a financial rebate each year. This year’s rebate was received on Thursday, April 27, 2023 in the amount of \$9,649.10.

ASSISTANT CITY MANAGER:

PROJECT UPDATES – The following updates are provided for various projects, including ongoing Capital Projects:

City Manager's Report

April 28, 2023

Page 2 of 12

- Sara Road Widening – The contractor has an estimated completion date of September, 2023. Southwest 59th Street running east and west at Sara Road is now open. The final traffic pattern is incomplete, but Southwest 59th Street is open in both directions. Traffic along the Mustang section of Sara Road has shifted to the detour lanes, running north and south. The traffic light cycle at State Highway 152 and Sara Road is impacted, changing the pattern of traffic release through the signal. The contractor is on-site working on the west lanes on the mile section in Mustang. The mile stretch in Mustang will become four lanes with five-lane interchanges at the section line roads. This project was included in the Sales Tax Extension approved by voters on August 23, 2016. For the most up-to-date information, please reference the City of Mustang website.
- Southwest 89th Street (State Highway 4 to Mustang Road) – Engineers have completed the design for the expansion of Southwest 89th Street. The project will begin once Sara Road is completed to avoid significant construction on two-section line roads. The project includes all of Southwest 89th Street between Mustang Road and State Highway 4, the far south portion of Mustang Road from the railroad tracks south to Southwest 89th Street, and Southwest 89th Street just east of State Highway 4, creating a new five-lane interchange. On September 5, 2017, Mustang City Council passed a resolution for a traffic signal to be located at the intersection of State Highway 4 and Southwest 89th Street. The traffic signal will be part of the Southwest 89th Street expansion. Southwest 89th Street will become a four-lane road for the mile section and improve the intersections at each section line to five lanes. This project was included in the Sales Tax Extension approved by voters on August 23, 2016.
- Ross Terrace Widening at Highway 152 – N. Ross Terrace's Road widening project began on Friday, January 27, 2023. The construction plan is to widen 620 feet of Ross Terrace, running north off State Highway 152. The contractor has 120 days to complete all work.
- Frisco Road – Frisco Road, north of State Highway 152 to Southwest 59th Street, will be overlaid with asphalt in May, 2023. Please check the City of Mustang website for the most up-to-date information on this project.

COMMUNITY DEVELOPMENT:

PLANNING COMMISSION – The Planning Commission will meet May 9, 2023 to consider the following items:

- Rezoning Application for the 600 – 800 Block of N Clear Springs Road. Request to amend C-3, Commercial General to C-5, Commercial Intensive zoning district.
- Rezoning Application for 520 S Lewis Lane, Request to amend A-1 zoning to R-2 PUD. Staff is recommending denial of this application.

BOARD OF ADJUSTMENT – The Board of Adjustment will not meet in May due to a lack of business items on the agenda.

TRAFFIC COMMISSION – The Traffic Commission will not meet in May due to a lack of business items on the agenda.

MONTHLY REPORTS – Reports from the Community Development Department and Code Enforcement for the month of March are attached for your information and review.

City Manager's Report

April 28, 2023

Page 3 of 12

NEW BUSINESS ACTIVITY – The following is a brief overview of new business activity within the City of Mustang:

- Dutch Brothers Coffee is now open at 819 E State Highway 152.
- HTeaO construction is complete. HTeaO is located at 719 E State Highway 152. No opening date has been provided to staff at this time.
- Gloss Nail Studio is now open at 149 E State Highway 152.
- Glendon Salon has applied for a business license at 429 E State Highway 152.

COMMERCIAL PROJECTS – The following is a brief overview of ongoing commercial projects in Mustang:

- Toledo's Mexican Restaurant is remodeling the building at 1200 N Mustang Road for their new location.
- Little Explorers Academy II has submitted an application to remodel the space at 1708 W State Highway 152 for a new daycare facility.
- Permits have been issued for a Batting Cage facility at 1140 S Sara Road, Suite 202.
- Flex Space plans have been received for 220 N Chisholm Trail Way. The site will include 12 warehouse type units on 1.4 acres. Permits have been issued and a retaining wall is being built. The slab has been poured for the north building.
- Empowered Church has submitted plans to connect their sanctuary building to their gymnasium building with classrooms and a gathering area. The address is 601 E State Highway 152.
- Plans have been received for Hunker Terrace Retail Shell. The building will be 10,010 square feet and include 4 units. It will be located at 1233 E State Highway 152 in the Mustang Marketplace Addition.
- Permits have been issued for Wondervan Pops at 408 S Symes Lane. The building will be 6000 square feet. They are a manufacturer of ice cream products for sale off premises.
- Building Plans have been received for Panda Express Restaurant, which is going to be built in the new Mustang Marketplace Addition. The building itself will be approximately 1350 square feet and will include a drive-through and plenty of parking.
- Permits have been issued for Tommy's Express Car Wash at 432 E State Highway 152.
- Fiestas Mexicanas has received permits for the remodel of the location at 216 N Mustang Mall Terrace. The project is 75% complete. Finals are being prepared.
- Braums is remodeling their store at 333 N Mustang Road. They plan to enclose the outdoor seating area and add more tables. They will remodel the entryway and the drive through area. The project is 90% done, and final inspections are expected later this week.
- Work continues on a commercial/industrial building at 1233 E Highline Lane. One of the suites has neared completion and trade work is being finished on the others. Framing has been completed.
- Walmart continues its work on a 30,000 square-foot addition to their drive through/pick up area at 951 E State Highway 152. The robotic tracks are being installed. The project is approximately 90% complete. The pharmacy drive through has a temporary Certificate of Occupancy. The final project is estimated to be completed this Spring.
- Wild Horse Storage – Civil plans have been received and are under review. The developer has installed water line and fire hydrants. Water lines have been tested and approved.

City Manager's Report
April 28, 2023
Page 4 of 12

- A commercial final plat for Mustang Marketplace has been approved. It contains 5 lots on 20.47 acres just east of the Wal Mart Complex. Contractors have begun clearing the land and infrastructure improvements will begin soon.

SUBDIVISIONS – The following is a brief overview of subdivision activity in Mustang:

- A final plat has been approved for the next phase of Hunter's Hill 5 Addition on N Clear Springs Road. The plat contains 79 residential lots. Contractors are installing water and sewer lines.
- A preliminary plat has been approved for Arbor Creek Addition on N. Morgan Road. This plat will contain a total of 207 residential lots on approximately 80 acres.
- A final plat for Wild Horse Canyon 3 has been approved by the Planning Commission. The plat contains 108 lots. Sewer lines are being laid for the addition.
- A preliminary plat for The Vineyard has been received and is making its way through the review process.

LOT INVENTORY – A breakdown of the current lot availability within the City of Mustang is included below:

Subdivision	Available Lots	Total Number of Lots
Crystal Springs	2	118
Gabe's Crossing	19	27
Hunter's Hill 4	8	35
Hyde Park Addition	9	34
Magnolia Trace 6	3	34
Mustang Farms	0	73
Mustang Farms 2	0	68
Prairie Hills 1	11	110
Spitler Lake Estates 2	5	58
Spitler Lake Estates 3	42	50
Wild Horse Canyon	3	74
Wild Horse Canyon 2	0	45
	102	726

FINANCE:

FINANCIAL REPORTS - Included in the City Manager's Report are the monthly (un-audited) financial reports ending March 31, 2023, and sales & use tax reports for April, 2023.

The General fund had a positive month of \$190,565 and a positive YTD of \$748,712. The ending balance as a percentage of annual revenues (cash reserve) was 20.53% (prudent goal is to keep this amount at no less than 10-15% of annual revenues).

City Manager's Report

April 28, 2023

Page 5 of 12

The Mustang Improvement Authority had a positive month of \$118,279 and a positive YTD of \$2,074,355 which excludes the construction projects. The ending balance as a percentage of annual revenues (cash reserve) was 29.44%. The construction projects (2016, 2017, 2020, and 2020A notes) are reflected towards the bottom of the financials.

Sales tax reporting for April, 2023 was \$1,185,947.39 which is a positive of \$185,947.39 or a positive of 18.6% to monthly projection. Use tax reporting for April, 2023 was \$170,384.72.

FIRE:

ACTIVITIES AND EVENTS - The following is a summary of current or recent activities and events at the Fire Department:

- Station #2/ EOC - Station #2 is moving into its final phases. Staff is still awaiting the arrival of soft supplies and furnishings. The generator for Station #2 will be delayed. The manufacturer is estimating June, 2023. The station is set to open later this Spring 2023 and an Open House date will be announced later in May.
- Oklahoma Fire Chiefs Association (OFCA) Annual Conference - Chief Carruth and Battalion Chiefs Jonathan Sprague and Allen Sylvester attended the annual OFCA conference in Lawton, Ok.
- Tactical Emergency Casualty Care - Members of the Fire Department, Police Department, and EMS partners attended this course. This course is critical as we work together to become a cohesive unit during hostile emergency events.

HUMAN RESOURCES

EMPLOYEE ANNIVERSARIES – The following employees achieve important employment anniversaries with the City of Mustang during the month of May:

- | | | |
|--------------------------|-------------|----------|
| • Margaret Stevens | Parks & Rec | 22 years |
| • Heather Huff | Parks & Rec | 14 years |
| • Mike Wallace | Police | 13 years |
| • Lisa Martin | City Admin | 10 years |
| • Aaron Meadows | Police | 8 years |
| • Blake Dickson | Parks & Rec | 8 years |
| • Dee Revels | Parks & Rec | 6 years |
| • Mary Moore | Parks & Rec | 5 years |
| • Morgan Peck | Fire | 5 years |
| • Flores Rodas Esperanza | Parks & Rec | 2 years |
| • Jerry Hedrick | IT | 2 years |
| • Michael Bobbitt | Police | 1 year |
| • Carson Adkison | Parks & Rec | 1 year |
| • Nicole Tucker | Parks & Rec | 1 year |
| • Erika Evans | Parks & Rec | 1 year |
| • Gavin Maxwell | Parks & Rec | 1 year |
| • Wyatt Quimby | Parks & Rec | 1 year |
| • Jet Brumback | Parks & Rec | 1 year |
| • Brittany Tribe | Parks & Rec | 1 year |
| • Logan Williams | Parks & Rec | 1 year |

LIBRARY:

ADULT PROGRAMS AND ACTIVITIES – (Adults 18+) The following is a brief overview of current, upcoming, or recently offered Adult Programs and activities at the Library. Events are on Thursdays at 6:00 PM unless otherwise noted. Register online at www.mustangpubliclibrary.eventbrite.com

- Frozen Fruit Bark* – Monday, May 1, 2023 at 10:30 AM. Join us in the 55+ Center to learn how to make a healthy and delicious snack.
- Let's Talk About It – Tuesday, May 2, 2023 at 6 PM. Join our scholar, Caroline Larsen, to discuss *One for the Money* by Janet Evanovich. Copies of the book are available at the front desk. This program is brought to you by Oklahoma Humanities.
- Paint and Palette*: Saturday, May 6, 2023 at 1:30 p.m. Learn mindfulness and painting for relaxation. This event will be part of a community art project for the Library's Summer Reading Program.
- Geeky Cauldron Book Club – Thursday, May 25, 2023 at 6:00 PM A book club for adults who still love reading Young Adult books. Limited copies of books are available through the library, so please plan accordingly. This month: *The Girl Who Fell Beneath the Sea* by Axie Oh.

ALL AGES EVENTS – The following is a brief overview of current, upcoming, or recently offered Family Programs and activities at the Library. Events are on Saturdays unless otherwise noted. Register online at www.mustangpubliclibrary.eventbrite.com

- Family Movie Friday – Friday, May 5, 2023 at 3:30 PM. Join us for a fun family movie day to celebrate Cinco De Mayo.
- Lego Club – Saturday, May 6, 2023 at 11:00 AM. Put together creations based on this month's challenge: Animals.
- Sliders & Orange Soda Movie Night– Thursday, May 11, 2023 at 6:00 PM. Welcome to Mustang Library, home of the Mustang Library, can I take your order?! Throwback movie time.
- Summer Vegetables* – Friday, May 12, 2023 at 4:00 PM. Investigate the progress of Spring planting and prepare for Summer vegetables.
- Chess Club – Saturday, May 20, 2023 at 11:00 AM. Come and enjoy this come-and-go event. We will have chess boards out for anyone to play. All ages and experience levels are welcome.

TEEN PROGRAMS AND ACTIVITIES – (Grades 6-12) The following is a brief overview of current, upcoming, or recently offered Teen Programs and activities at the Library. Events are on Thursdays at 4:30 PM unless otherwise noted. All supplies for programs are provided. Please register online at mustangpubliclibrary.eventbrite.com

- Dungeons & Dragons: – May 4 & Tuesday, May 16, 2023. Take up a weapon and defeat various foes. Create your own character or utilize premade characters to join the campaign. Email sbarnard@cityofmustang.org if interested.
- Troll Doll Planters – May 11, 2023. Make an air plant planter out of troll dolls.

City Manager's Report

April 28, 2023

Page 7 of 12

- Paint and Palette*: May 18, 2023. Learn mindfulness and painting for relaxation. This event will be part of a community art project for the library's Summer Reading Program.
- Straw Hat Pirates Anime Club – May 25, 2023. Join us for our monthly anime club. Each month we will watch anime and try out Asian snacks.
- Teen After Hours – Friday, May 26, 2023 at 6:30 PM Movie Night. Celebrate the end of school with a movie night. Refreshments provided.

TWEEN PROGRAMS AND ACTIVITIES – (Grades 3-5) The following is a brief overview of current, upcoming, or recently offered Tween Programs and activities at the Library. Events are on Mondays at 4:30 PM. Register online at www.mustangpubliclibrary.eventbrite.com.

- Brainy Builders – May 1, 2023. We will be doing a variety of S.T.E.A.M. activities with LEGOSs.
- Recycled Bottle Bird Feeders – May 8, 2023. We will use recycled materials to create feeders for our feathered friends.
- Game Day – May 15, 2023. Hang out and play a variety of games including a Mario Kart tournament.
- Paint and Palette*: May 22, 2023. Learn mindfulness and painting for relaxation. This event will be part of a community art project for the library's Summer Reading Program.

ELEMENTARY PROGRAMS AND ACTIVITIES – (Grades K-2) The following is a brief overview of current, upcoming, or recently offered Elementary Programs and activities at the Library. Events are on Wednesdays at 4:30 PM unless otherwise noted. Register online at www.mustangpubliclibrary.eventbrite.com.

- S.T.E.A.M Team – May 3, 2023. Explore topics in Science, Technology, Engineering, Art, and Math every month through hands-on activities or experiments. This month: Butterfly Life Cycle.
- Butterfly Suncatchers – May 10, 2023. Create beautiful art for your windows.
- Fiction Fanatics – May 17, 2023. Book and cook. Read a book and learn a recipe.
- Paint and Palette*: May 24, 2023. Learn mindfulness and painting for relaxation. This event will be part of a community art project for the library's Summer Reading Program.
- School's Out Movie Party – May 31, 2023. Celebrate school being out with a movie and a snack.

INFANT, TODDLER, & PRESCHOOL PROGRAMS AND ACTIVITIES – Children will listen to stories, enjoy songs and rhymes, and/or participate in a craft activity. All programs take place in the education room of the Library and require registration unless noted.

- Preschool Story Time – Mondays at 9:30 AM & 11:00 AM
- Mother Goose – Wednesdays at 9:30 AM, 10:30 AM & 11:30 AM
- Music & Movement* – Tuesday, May 9, 2023 at 10:00 AM & 11:00 AM
- Process Art: Fizzy Space – Tuesday, May 23, 2023 at 11:00 AM
- Baby Goose – Thursday, May 4 & May 18, 2023 at 10:00 AM

City Manager's Report

April 28, 2023

Page 8 of 12

*NOTE: All programs marked with an * are provided in conjunction with Healthy Literacy Grant money provided by the Oklahoma Department of Libraries and the Institute of Museum and Libraries Services.*

LIBRARY BOARD – The next meeting of the Mustang Library Board will be conducted on Thursday, May 25, 2023 at 5:15 in the library meeting room. As always, the public is invited to attend.

LIBRARY DISPLAY – Come see our Cast Iron Coin Banks display for the month of April.

PARKS:

DEPARTMENT ACTIVITIES – The following is a brief overview of activities occurring within the Parks and Recreation Department:

- Food Truck Friday – May 12, 2023 – Every month throughout the summer, Mustang Parks and Recreation will be hosting Food Truck Friday featuring a Movie in the Park. This month's Food Truck Friday will be May 12, 2023 with trucks beginning to serve at 6:00 PM. Food trucks that will be in attendance are Wild Bill's BBQ and Alvies. May's Movie in the Park will feature *Puss in Boots: The Last Wish* beginning at dusk.
- Splash Pad – The splash pad is now open.
 - For information on all Parks and Recreation events, please go to www.cityofmustang.org/o/parks

RECREATION CENTER – The following is an overview of the Recreation Center operations:

- The Recreation Center was visited 22,707 times during the month of March, 2023.
- Open Pickleball
 - Mondays 10:00 AM – 1:00 PM
 - Wednesdays and Fridays 9:00 AM - 12:00 PM
 - Sundays 1:00 – 5:00 PM
- Open Volleyball
 - Youth Volleyball - Tuesdays 4:00 - 6:15 PM
 - Adult Volleyball – Thursdays 6:00 – 8:30 PM and Saturdays 9:00 AM – 5:45 PM
- Pick Up Basketball Games
 - 9 – 14 year-olds Mondays 5:00 – 8:00 PM
 - 15 years and up Wednesdays and Fridays 5:00 – 8:00 PM
- Rock Wall – Hours
 - Mon – Fri 5:00 – 8:00 PM
 - Sat 9:00 AM – 5:00 PM
 - Sun 2:00 – 5:00 PM
- Personal Training
 - Personal Training sessions are available at the Recreation Center for \$30 per session. For an additional \$10 you can bring a buddy. Call 376-3411 to reserve a spot.

City Manager's Report

April 28, 2023

Page 9 of 12

- Drop-in Childcare – Drop-in Childcare is offered for children from 6 months to 8 years of age at the Recreation Center. Please see the website for hours. www.cityofmustang.org/o/parks
- Fitness
 - Fitness Classes in March had 3,252 attendees.
 - Line Dancing – This class will take place every Sunday in May at 2:00 PM. Class will be in the fitness room of the recreation center and is free for anyone ages 13+. This free class is brought to you by the Oklahoma Libraries, Mustang Public Library, Institute of Museum and Library Services, and Mustang Parks and Recreation. For questions contact apatten@cityofmustang.org or Ashley at 405-376-1297.

For information on passes and rates, please go to
www.cityofmustang.org/o/parks

ADULT PROGRAMS – The following is an overview of adult programming activities and services:

- Mobile Wellness Unit – May 16, 2023 - The Canadian County Health Department's mobile unit is coming to Town Center from 9:30 AM – 1:30 PM. Services available will include the COVID Vaccine, Blood Pressure Checks, Cholesterol Checks, and Blood Glucose Checks (you do not need to fast). This is a come and go event and you do not need an appointment to attend. They will be located in the foyer of Town Center at 1201 N. Mustang Road. For more information you can contact apatten@cityofmustang.org or Ashley at 405-376-1297.
- Active Adults Center 55+
 - Aging Services Food Service serves lunch for ages 60+, with a suggested \$2.00 donation. To reserve a meal, contact Aging Services at 405-376-9874. Meal reservations are due the business day before, by noon. Copies of the lunch menu are available in the Active Adult Center or to have one emailed contact apatten@cityofmustang.org
 - In April, the Active Adult Center served 759 people for lunch from Aging Services.
 - Over 1,975 Active Adults participated in a variety of activities including music, games and group activities.
 - A Veteran's Service Representative from the Oklahoma Department of Veterans Affairs will be on site on Mondays from 8:30 AM – 4:00 PM. Representative Allen Jacobson can advise and aid veterans and families to obtain state and federal benefits. No appointment necessary.

For a complete list of programs and activities at the Active Adult Center 55+ go to www.cityofmustang.org/o/parks or email clyman@cityofmustang.org for a calendar.

SPORTS COMPLEX AND FACILITIES – The following is a brief overview of the sports complex and facilities:

- Warrior Weekend – May 5-7, 2023 – The weekend will include baseball and softball tournaments, a disc golf tournament, and a 5K run. This is a fundraising event for the Warriors for Freedom organization. To register for disc golf, go to www.discgolfscene.com To register for 5K, go to www.warriorsforfreedom.org/events

City Manager's Report

April 28, 2023

Page 10 of 12

- Mustang Youth Baseball and Softball
 - Spring League seasons is still underway.
- Adult Sports
 - Spring League season is still underway.
 - Signups for summer league adult softball will begin May 9, 2023.

For more information about sports go to www.cityofmustang.org/o/parks or email Blake Dickson at bdickson@cityofmustang.org

YOUTH AND FAMILY PROGRAMS – The following is a brief overview of youth and family programs and services:

- May the 4th Be With You – May 4, 2023 – This May, at a Community Center not so far away, come celebrate May the 4th on the front lawn of Town Center with a meet and greet with numerous Star Wars Characters and don't forget to bring something to trade with the Jawa from 5:30 to 7:00 PM. This is a FREE come and go event.

UPCOMING AQUATIC EVENTS – The following is a brief overview of upcoming events offered by the Mustang Aquatics Center:

- Aquatic Center – May 27, 2023 – The Aquatic Center will open to the public, May 27, 2023 at 1:00 PM for the summer season. Operating hours for Mustang Aquatic Center will be 1:00 to 6:00 PM from May 27 - 29, 2023 then normal operating hours of 11:30 AM to 6:00 PM will begin on Tuesday, May 30, 2023.
- Swimming Lesson Registration – Registration for summer swimming lessons has begun. All swimming lesson sessions will be held for two weeks, Monday through Thursday for 30 minutes a day. There will be four sessions of swimming lessons to choose from: Session 1 from June 5 to June 15, Session 2 from June 19 to June 29, Session 3 from July 10 to July 20, and Session 4 from July 24 to August 3. Swimming Lessons are \$50 per participant.
- Swim Team and Junior Guard Registration – Registration for Swim Team and Junior Guard has begun. Swim Team practice is held throughout the summer starting June 5 on Monday, Wednesday, and Friday mornings at 8:00 AM for advanced swimmers and 9:00 AM for beginners. Registration is either \$100 per participant for the entire summer or \$30 sign-up fee and then \$40 a month. Junior Guard is a program where participants learn the same lifesaving skills as lifeguards and have the opportunity to compete showing those skills. Practice for Junior Guard is held on Tuesday and Thursday mornings from 8:00 to 10:00 AM throughout the summer. The registration fee is \$100 per participant for the entire month.

UPCOMING PARK PROJECTS - The following is a brief overview of upcoming events offered by the Parks and Recreation Department:

- Brittany's Play Adventure – Construction for the new bathroom facility has begun.
- Centennial Park – Details have been finalized for new playground equipment at the park.

City Manager's Report

April 28, 2023

Page 11 of 12

For more information on any of the upcoming events and activities, please check out the city website at www.cityofmustang.org/o/parks , call 376-3411, or follow Mustang Parks & Recreation Special Events on Facebook at www.facebook.com/mustangokparks
Discover the Fun!

POLICE:

PERSONNEL - The following is a brief overview of personnel transitions within the Police Department:

- Recruit Jazreale Wright began her first phase of field training on April 26, 2023.
- Captain Jeffery Collins has been assigned to Support Services.
- Captain John Gibson has been assigned to Criminal Investigations.
- Captain David Mangrum will continue as the Patrol Commander.

NOTE: The above referenced restructuring of the Captain level positions will allow for better communications and unity within each Captains respective sphere of influence as well as allowing weekly staff meetings to further aid in department wide communication. Staff expect the changes to occur late May, concurrent with the end of the school year.

TRAINING - The following is a brief overview of training within the Police Department:

- Chief Groseclose attended the FBI National Academy re-trainer.
- Lt. Meadows and Sgt. Hunt completed the final phase of Defensive Tactics Instructor school. They spent two weeks teaching the Defensive Tactics block of instruction to the cadets at the Metro Tech Basic Police Officer Academy.

SPECIAL PROJECTS - The following is a brief overview of special projects within the Police Department:

- Staff took delivery of the first 3 Police Tahoes from Stolz Telecom. These first 3 have been put into service as we await completion of the remaining 7 vehicles.

MONTHLY POLICE STATISTICS – The Call Report for FY 2022-23 through March is included on the next page, as well as a comparison to the previous year.

City Manager's Report
April 28, 2023
Page 12 of 12

FY 23	July	Aug	Sept	Oct	Nov	Dec	Jan	Feb	Mar	Totals
Collisions	29	32	33	76	30	26	24	18	31	299
Calls	1,439	1,552	1,646	1,370	1,299	1,298	1,451	1,311	1,527	12,893
Incidents	180	176	195	162	174	168	204	158	204	1,621
Arrests	99	81	101	76	77	101	116	84	110	845
Citations	315	262	315	223	253	306	285	268	333	2,560
ACO Calls	27	80	40	26	17	35	29	25	41	320
ACO Incidents	-	-	-	-	4	5	3	2	7	21
ACO Arrests	-	-	-	-	-	-	3	2	-	5
ACO Citations	2	-	1	2	18	4	17	5	6	55

FY 22	July	Aug	Sept	Oct	Nov	Dec	Jan	Feb	Mar	Totals
Collisions	24	33	25	23	22	30	26	23	19	225
Calls	1540	1704	1618	1919	1491	1495	1433	1452	1568	14,220
Incidents	158	185	186	182	143	147	137	143	153	1,434
Arrests	81	93	102	103	85	78	71	74	91	778
Citations	371	412	324	413	284	329	281	303	347	3,064
ACO Calls	24	107	18	22	30	29	21	26	83	360
ACO Incidents	1	0	0	0	3	1	0	0	0	5
ACO Arrests	0	0	0	0	0	0	0	0	0	-
ACO Citations	5	3	1	1	5	0	3	0	5	23

ATTACHMENTS:

1. Community Development Monthly Report for March, 2023
2. Code Enforcement Monthly Report for March, 2023
3. Financial Reports for Period Ending March 31, 2023 and Sales Tax for April, 2023.

The next City Manager's Report will be available on or before June 6, 2023

**CITY OF MUSTANG
COMMUNITY DEVELOPMENT**

SUMMARY OF PERMITS/INSPECTIONS/DEPOSITS FOR MARCH 2023

INSPECTIONS COMPLETED	TOTAL INSPECTIONS	CASH COLLECTION SUMMARY	TOTAL DEPOSITS
COMMERCIAL BUILDING	6	ANIMAL LICENSES / FEES	\$585.00
RESIDENTIAL BUILDING	81	LICENSES	\$2,940.00
DRIVEWAY	93	INSPECTION FEES	\$800.00
CONSTRUCTION	22	DEEDS/PLATS/SPLITS/VARIANCES	\$279.10
ELECTRICAL	96	PERMITS	\$11,498.33
MECHANICAL	57	STATE PERMIT FEES	\$533.40
PLUMBING	116	DONATIONS - ANIMAL SHELTER	\$220.00
BUSINESS LICENSE	6	GENERAL FUND MISCELLANEOUS	\$0.00
SIGN	0	CPR TRAINING CLASSES	\$108.00
TOTAL	477	PARK DEVELOPMENT FEES	\$500.00
		CONVENIENCE FEE	\$220.00
		WATER METER FEE	\$1,565.00
		WATER / SEWER INSTALL FEE	\$3,510.00
		WATER / SEWER CONNECT FEES	\$3,425.00
		MIA MISCELLANEOUS	\$0.00
		SEWER IMPACT FEE	\$10,000.00
		UTILITY DEPOSITS	\$675.00
		GRAND TOTAL	\$36,858.83
PERMITS ISSUED	TOTAL PERMITS	PERMIT FEES COLLECTED	TOTAL DEPOSITS
RESIDENTIAL BUILDING PERMITS	10	COMMERCIAL BUILDING	\$214.48
RESIDENTIAL PLUMBING PERMITS	18	RESIDENTIAL BUILDING	\$14,546.55
RESIDENTIAL MECHANICAL PERMITS	20	CONSTRUCTION	\$2,257.40
RESIDENTIAL ELECTRICAL PERMITS	34	DEMOLITION	\$0.00
		DRIVEWAY	\$360.00
COMMERCIAL BUILDING PERMITS	1	COMMERCIAL ELECTRICAL	\$272.50
COMMERCIAL PLUMBING PERMITS	0	RESIDENTIAL ELECTRICAL	\$4,283.06
COMMERCIAL MECHANICAL PERMITS	1	NOI/ FLOOD PLAIN	\$0.00
COMMERCIAL ELECTRICAL PERMITS	5	COMMERCIAL MECHANICAL	\$54.50
FIRE PROTECTION SYSTEM PERMITS	0	RESIDENTIAL MECHANICAL	\$4,283.06
SWIMMING POOL PERMITS	2	COMMERCIAL PLUMBING	\$0.00
STORM SHELTER PERMITS	13	RESIDENTIAL PLUMBING	\$1,414.84
OTHER BUILDING PERMITS	14	SEPTIC	\$0.00
OCCUPANCY PERMIT	22	SIGN	\$105.00
BUSINESS LICENSE	6	WATER METER	\$5,767.00
BEVERAGE LICENSE	0	WATER WELL	\$50.00
CONTRACTORS LICENSE	10		
SECURITY ALARM	0		
SEMI TRACTOR PERMIT	0		
SPECIAL EVENT PERMIT	0		
SOLICITORS LICENSE	0		
MOBILE FOOD VENDOR	3		
TOTAL PERMITS ISSUED	159	TOTAL	\$33,608.39



CITY OF MUSTANG
COMMUNITY DEVELOPMENT OFFICE
1501 N. MUSTANG RD.
MUSTANG, OK 73064
(405) 376-9873

April 25, 2023

CODE ENFORCEMENT COMPLAINTS FILED FOR March 2023

<u>COMPLAINT</u>	<u>COMPLAINTS FILED</u>	<u>COMPLETED</u>	<u>PENDING</u>
GRASS/WEEDS	0	0	0
TRASH	64	30	35
INOPERABLE VEHICLE	3	2	1
PARKED ON FRONT LAWN	0	0	0
OTHER	4	1	3
TOTAL	71	33	38

PROPERTIES ABATED – 0
PROPERTIES POSTED – 3
CITATIONS ISSUED – 0
ILLEGAL SIGNS PULLED – 147

**City of Mustang
Code Enforcement Log**


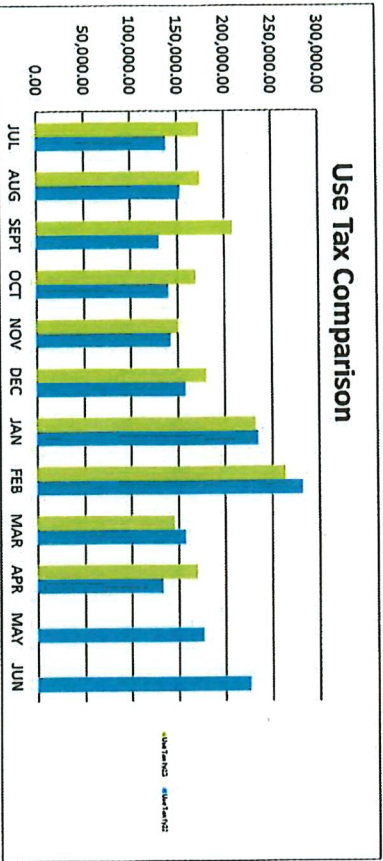
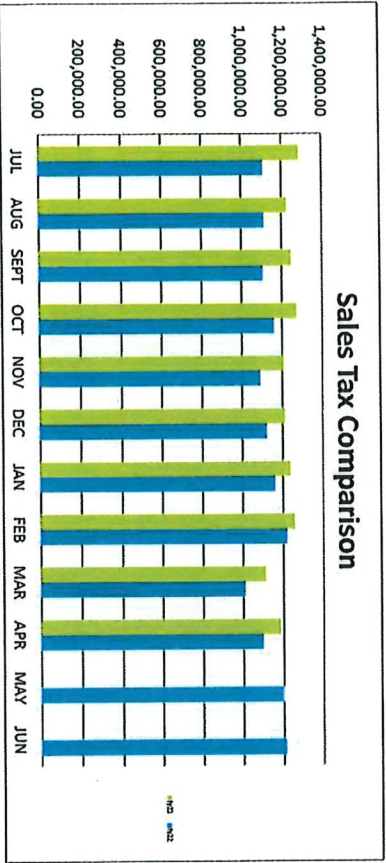
March 2023

<u>DATE</u>	<u>ADDRESS</u>	<u>GRASS COMP</u>	<u>TRASH COMP</u>	<u>INOP VEH</u>	<u>PARKED ON FRONT LAWN</u>	<u>OTHER COMPLAINTS</u>	<u>ACTION</u>	<u>DATE COMPLETED</u>
03/01/2023	826 W Perry Dr		1				Trash removed	03/20/2023
03/03/2023	1209 N. Storybrook Ter		1				trash removed from front yard	03/31/2023
03/06/2023	517 E Barajas Ter		1				wheels/tires removed from yard.	03/31/2023
03/06/2023	812 E Barajas Ter						parked blocking sidewalk	
03/06/2023	829 E Barajas Ter						parked blocking sidewalk	
03/09/2023	305 N Chisolm Trail Way		1				no trash on property - no violation	03/31/2023
03/10/2023	1129 W Kyle Way		1			incomplete work near	issues and provided homeowners	03/16/2023
03/13/2023	1151 N Czech Hall Rd		1				unbundled limbs removed	03/17/2023
03/13/2023	1160 W Carolina Cherry Way		1				unbundled limbs removed	
03/13/2023	1013 N Tiffany Way		1				unbundled limbs removed	03/17/2023
03/13/2023	958 W Kyle Way		1				unbundled limbs removed	03/17/2023
03/13/2023	1006 W Griggs Way		1				unbundled limbs removed	03/17/2023
03/13/2023	1130 W Griggs Way		1					
03/13/2023	1111 W Dorchester Way		1					
03/13/2023	1053 W Windsor Way		1				unbundled limbs removed	03/17/2023
03/13/2023	306 N Westchester Way		1					
03/13/2023	507 S Lakehoma Dr		1				bricks, rock removed	03/17/2023
03/14/2023	1844 W Rose Oak Dr		1				tire removed	03/17/2023
03/14/2023	1820 W Trot Dr		1				Container removed.	03/31/2023
03/14/2023	2008 W Hunters Springs Way					Container w/ used oil se	Container removed.	03/17/2023
03/15/2023	1012 Deer Ct Way		1				tires removed	03/17/2023
03/15/2023	1016 Deer Ct Way		1				tires removed	03/17/2023
03/15/2023	415 E Meadow Ct Ln		1				trash removed from front yard	03/15/2023
03/15/2023	2317 W KEENS DR					too many goats for property		

03/16/2023	1037 W Gladys Way		1			unbundled wood removed	03/17/2023
03/16/2023	1135 W Drochester Way		1			unbundled limbs removed	03/17/2023
03/16/2023	1222 W Heidi Way		1			unbundled limbs removed	03/17/2023
03/16/2023	1048 W Windsor Way		1				
03/16/2023	1041 W Windsor Way		1				
03/17/2023	500 N Jacob Ter		1			no visible evidence of violation	03/21/2023
03/20/2023	635 W Forest Dr		1			unbundled limbs removed	03/24/2023
03/20/2023	346 W Cedar Dr		1			unbundled limbs removed	03/24/2023
03/20/2023	509 W Carson Dr		1			unbundled limbs removed	03/24/2023
03/20/2023	418 S Woodland Dr			1		No inoperable vehicle in street or dri	03/21/2023
03/20/2023	403 S Woodland Dr		1			trash removed.	03/31/2023
03/20/2023	418 S Woodland Dr			1			
03/20/2023	640 S Philbrook Ct Dr		1				
03/21/2023	1156 S Highland Dr		1			unbundled limbs removed	03/24/2023
03/21/2023	529 W Carson Dr		1			unbundled limbs removed	03/24/2023
03/21/2023	652 W Perry Dr		1			tires removed	03/24/2023
03/22/2023	302 S Owen Dr		1			unbundled limbs removed	03/24/2023
03/22/2023	736 W Shepherd Dr		1				
03/22/2023	631 S Lariat Dr		1				
03/22/2023	628 S Lariat Dr		1				
03/22/2023	725 S Lariat Dr		1				
03/22/2023	1422 S Lariat Dr		1				
03/23/2023	500 W. Elder Dr.		1				
03/23/2023	511 W Elder Dr.		1				
03/23/2023	355 W Elder Dr		1			large logs removed	03/24/2023
03/23/2023	141 E Juniper Ln		1	1			
03/24/2023	119 S Silver Dr		1			No sign of mattress/trash on proper	03/28/2023
03/27/2023	2142 E Frontier Ter		1				
03/27/2023	2007 E Ensey Ter		1				
03/27/2023	746 E Lea Ter		1				

03/27/2023	537 E Lea Ter		1					
03/28/2023	142 W Branches Way		1					
03/28/2023	719 N Cherry Branch Way		1					
03/28/2023	430 W Crooked Branch Way		1					
03/28/2023	404 W Maple Branch Way		1					
03/29/2023	423 W Apple Branch Way		1					
03/29/2023	502 N Pine Branch Way		1					
03/29/2023	217 W Apple Branch Way		1					
03/29/2023	701 N Remington Way		1					
03/29/2023	700 N Remington Way		1					
03/29/2023	659 SW 89Th St		1				Removed 2x4 board from property/r	03/22/2023
03/30/2023	529 N Andy Ter		1					
03/30/2023	214 W Split Branch Way		1					
03/30/2023	538 W Alamo Way		1					
03/30/2023	504 N Pine Branch Way		1					
03/30/2023	613 N Geronimo		1					

Mustang's Revenue Comparison April 2023



CITY OF MUSTANG
GENERAL FUND
FISCAL YEAR 2022-2023
Statement of Revenues & Expenditures
As of March 31, 2023

	<u>MONTH TO-DATE</u>	<u>YEAR TO-DATE</u>	<u>BUDGET</u>	<u>PERCENT OF BUDGET</u>
REVENUES:				
Charges for Services	\$ 103,284	\$ 887,270	\$ 1,454,400	61.01%
Taxes and Franchise	1,332,006	13,916,026	18,827,000	73.92%
Licenses and Permits	18,096	217,408	380,300	57.17%
Fines	29,691	224,142	410,335	54.62%
Miscellaneous	115,987	446,392	583,345	76.52%
Reserved Carryover	-	-	1,817,921	0.00%
TOTAL REVENUES	<u>1,599,064</u>	<u>15,691,238</u>	<u>23,473,301</u>	<u>66.85%</u>
EXPENDITURES:				
City Attorney	23,533	254,498	370,827	68.63%
Information Technology	11,642	119,931	166,455	72.05%
City Manager	55,242	622,588	883,773	70.45%
Library	31,292	339,990	488,972	69.53%
Parks and Recreation	83,106	920,155	1,329,700	69.20%
General Government	41,682	1,169,652	1,734,229	67.45%
Increase to Fund Balance	-	-	2,898,283	0.00%
Town Center	19,217	243,952	425,690	57.31%
Ball Complex	45,092	459,442	730,975	62.85%
Aquatics	3,229	239,342	361,525	66.20%
Finance	55,411	606,106	875,324	69.24%
Community Development	44,022	457,079	656,138	69.66%
Police	260,705	2,665,931	3,821,862	69.75%
Animal Welfare	16,483	156,558	271,756	57.61%
Support Services	43,523	437,732	633,210	69.13%
Fire	212,544	2,253,551	3,369,282	66.89%
Streets	16,572	131,055	224,300	58.43%
TOTAL EXPENDITURES	<u>963,295</u>	<u>11,077,562</u>	<u>19,242,301</u>	<u>57.57%</u>
REVENUES OVER EXPENDITURES	<u>635,769</u>	<u>4,613,675</u>	<u>4,231,000</u>	<u>109.04%</u>
TRANSFERS IN (OUT):				
Transfers in	684,293	7,431,880	11,155,000	66.62%
Transfers out	<u>(1,129,497)</u>	<u>(11,296,843)</u>	<u>(15,386,000)</u>	<u>73.42%</u>
TOTAL TRANSFERS	<u>(445,204)</u>	<u>(3,864,963)</u>	<u>(4,231,000)</u>	<u>91.35%</u>
NET CHANGE IN FUND BALANCE	<u>190,565</u>	<u>748,712</u>	<u>-</u>	
FUND BALANCE (GAAP Basis)				
Beginning Balance (Audited)		4,676,343		
Ending Balance		<u>\$ 5,425,055</u>		
FUND BALANCE (Budgetary Basis)				
Beginning Balance		6,359,588	5,000,000	
Ending Balance		<u>\$ 7,108,300</u>	<u>\$ 5,000,000</u>	

CITY OF MUSTANG
GENERAL FUND
FISCAL YEAR 2022-2023
Balance Sheet
As of March 31, 2023

Notes:

	<u>YEAR TO-DATE</u>	
ASSETS:		
Cash	\$ 3,620,440	Cash on hand
Petty Cash	850	Discretionary funds for expenditures not sensible to process check
Cash on Hand	3,350	Cash drawers
Investments	3,216,515	Certificate of deposits
		Sales & use tax, and other intergovernmental shared revenues measurable at year-end.
Due from Other Governments	2,214,235	Collectible within 60 days after 6/30)
		Franchise tax (alcohol, utilities, excise, motor vehicle, tobacco) revenue accruals
Franchise Tax Receivables	164,053	measurable at year-end
Municipal Court Receivables	401,294	Municipal court revenue (fines) accruals measurable at year-end
Inventory	61,799	Year-end inventory on-hand (office supplies, concessions-aquatic/ball fields, Silver Star)
Other Receivables	3,496	Grant and miscellaneous accruals at year-end
TOTAL ASSETS	<u>9,686,033</u>	
LIABILITIES:		
Prepaid License & Permits	16,082	Prepayment of licenses/permits received by contractors (deferred revenue)
Accounts Payable	51,133	Money owed by City to its suppliers
Payroll Payable	377,741	Payroll deductions, tax expenses, and benefits owed
Deferred Revenue Court	321,854	Court revenue received yet judge has not ruled
Escrow Payable	9,152	Escrow holding for Symes Detention Pond
Escrow Payable	937	Escrow holding for Wildhorse Sidewalk
TOTAL LIABILITIES	<u>776,899</u>	
CAPITAL:		
Reserve for Encumbrance	268,444	Encumbrance recognized towards budget - Cash Savers Incentive
Reserve for Encumbrance	300,000	Encumbrance recognized towards budget - Atwoods Incentive
Fund Balance	7,591,978	Fund Balance Equity
TOTAL CAPITAL	<u>8,160,422</u>	
EXCESS REVENUES OVER EXPENSES:	<u><u>748,712</u></u>	Gain or Loss

**CITY OF MUSTANG, OKLAHOMA
GENERAL FUND
NINE MONTHS ENDED MARCH 31, 2023**

GENERAL FUND

BUDGET YTD ACTUAL

BEGINNING FUND BALANCE **\$ 5,000,000** **\$ 6,359,588**

Amount of unrestricted and unobligated cash and investments carried over from the end of the prior year.

REVENUES **\$ 23,473,301** **\$ 15,691,238**

EXPENDITURES **\$ (19,242,301)** **\$ (11,077,562)**

REVENUES OVER (UNDER) EXPENDITURES BEFORE TRANSFERS **\$ 4,231,000** **\$ 4,613,675**

TRANSFERS IN **\$ 11,155,000** **\$ 7,431,880**

TRANSFERS OUT **\$ (15,386,000)** **\$ (11,296,843)**

NET TRANSFERS **\$ (4,231,000)** **\$ (3,864,963)**

INCREASE (DECREASE) TO BEGINNING FUND BALANCE **\$ -** **\$ 748,712**

ENDING FUND BALANCE **\$ 5,000,000** **\$ 7,108,300**

ENDING BALANCE AS A PERCENTAGE OF ANNUAL REVENUES **14.44%** **20.53%**

The end of March 2023 represents 75.0% of the fiscal year. This % is a basic measure of where the Fund should be year to date

% OF BUDGET

This represents the amount by which fund revenues exceed expenditures prior to net transfers (subsides) from/to other funds.

This indicates the Fund has received revenues and transfers to date that exceeds

This amount reflects the uncommitted fund balance at the end of the month. This amount should never go below \$0 per State law.

Indicates the current budget, as amended, plans on spending more than it takes in; thereby, increasing the fund balance by the end of the fiscal year by this amount.

This amount is considered the Fund's unappropriated cash reserves. Fiscally prudent goal is to keep this amount at no less than 15-20% of annual revenues.

MUSTANG IMPROVEMENT AUTHORITY - OPERATING FUND
FISCAL YEAR 2022-2023
Statement of Revenues & Expenses
As of March 31, 2023

	MONTH TO-DATE	YEAR TO-DATE	BUDGET	PERCENT OF BUDGET
OPERATING REVENUES:				
Sales Tax	1,112,939	11,090,093	15,000,000	73.93%
Water	286,265	3,351,860	4,730,000	70.86%
Wastewater	194,248	1,913,019	2,600,000	73.58%
Sanitation	228,675	2,005,279	2,654,000	75.56%
Sanitation-Restricted	1,113	9,753	15,000	65.02%
Recycling	6,226	55,556	76,000	73.10%
Tree Limb Removal	500	9,765	20,000	48.82%
Ambulance	32,418	290,247	385,000	75.39%
Other fees	67,597	621,776	896,000	69.39%
Interest & other	32,926	284,626	416,750	68.30%
Reserved Carryover	-	-	4,303,846	0.00%
Auction Surplus	-	-	200	0.00%
TOTAL OPERATING REVENUES	1,962,907	19,631,973	31,096,796	63.13%
OPERATING EXPENSES:				
General Government	36,242	516,912	919,050	56.24%
Fund Balance Reserve	-	-	5,925,814	0.00%
Water	216,099	2,042,710	3,117,316	65.53%
Sewer	65,750	623,070	1,009,600	61.71%
Sanitation	112,957	1,037,415	1,413,000	73.42%
TOTAL OPERATING EXPENSES	431,049	4,220,107	12,384,780	34.07%
REVENUES OVER EXPENSES	1,531,858	15,411,866	18,712,016	
TRANSFERS IN (OUT)				
Transfers in	-	-	200,000	0.00%
Transfers out	(1,413,579)	(13,337,511)	(18,912,016)	70.52%
TOTAL TRANSFERS	(1,413,579)	(13,337,511)	(18,712,016)	71.28%
NET INCOME (LOSS)	118,279	2,074,355	-	
WORKING CAPITAL - Beginning Balance		7,140,477		
WORKING CAPITAL - Ending Balance		9,214,831		
2016 CONSTRUCTION LOAN				
Restricted Carryover (2016 Note)	-	-	1,135,854	0.00%
Expenditures of 2016 Projects	-	-	(1,135,854)	0.00%
TOTAL 2016 REVENUE NOTES	-	-	-	
2017 CONSTRUCTION LOAN				
Restricted Carryover (2017 Note)	-	-	2,430,010	0.00%
Expenditures of 2017 Projects	(50,637)	(1,610,146)	(2,430,010)	66.26%
TOTAL 2017 REVENUE NOTES	(50,637)	(1,610,146)	-	
2020 PROCEEDS AND EXPENDITURES				
Restricted Carryover (2020 Note)	-	-	2,011,618	0.00%
Expenditures of 2020 Projects	-	(619,520)	(2,011,618)	30.80%
TOTAL 2020 REVENUE NOTES	-	(619,520)	-	
2020A REFINANCING 2014B AND EXPENDITURES				
Restricted Carryover (2020A Note)	-	-	248,172	0.00%
Expenditures of 2020A Projects	-	(108,374)	(248,172)	43.67%
TOTAL 2020 REVENUE NOTES	-	(108,374)	-	
TOTAL NET INCOME (LOSS) - INCLUDES NOTES	67,642	(263,686)	-	

CITY OF MUSTANG
MUSTANG IMPROVEMENT AUTHORITY
FISCAL YEAR 2022-2023
Balance Sheet
As of March 31, 2023

Notes:

	<u>YEAR TO-DATE</u>	
ASSETS:		
Cash	\$ 5,176,071	Cash on hand
Petty Cash	600	Discretionary funds for expenditures not sensible to process check
Depository Cash	1,250	Cash in depository account (Imprest account)
Utility Billing ACH	100	ACH utility payments
2016 Construction Fund	1,146,252	2016 construction fund (project account) - EOC land (partial), street impv (partial), playground, TC exp (partial), WWTP C&D
2017 Construction Fund	897,223	2017 construction fund (project account) - EOC construction (partial), upgrade dispatch system, public safety vehicles/equipment, widening Sara Rd, 89th widening (partial), overlay residential streets, splash pad, animal shelter, lighting (2) soccer fields, market place
2020 Construction Fund	1,414,556	2020 construction fund (project account) - Sewer lift station, bell filter press, sewer basin, sewer line project, arsenic treatment skids, county line water tower improvements and drainage projects
2020A Construction Fund	138,820	2020A construction fund (refinancing of 2014B project account) - S. Mustang Road
Accounts Receivable	474,446	Utility services rendered to customers for payment
Unbilled Receivables - Audit	729,294	Utility accounts receivables earned at year-end and not yet received
Allowance for Doubtful Accounts	(6,473)	Allowance for uncollectible accounts receivable at year end
A/R - Unapplied Credits	(70,429)	Unapplied transactions on customer A/R waiting to be applied i.e. customer paying more than what is owed
Investments	3,755,115	Certificate of deposits
Property, Plant and Equipment	60,856,647	Long-term operating assets used by Authority. The City's capitalization threshold is \$5,000
Accumulated Depreciation	(27,492,222)	Represents the expired value of an asset
Construction in Progress	3,545,518	Costs of construction work, not yet recorded
Inventory	80,449	Year-end inventory on-hand (public works)
Other Receivables	40,725	Grant and miscellaneous accruals at year-end
Deferred Outflow - ARO	2,652,680	GASB 83 - WWTP Retirement Obligation
TOTAL ASSETS	<u>53,338,622</u>	
LIABILITIES:		
Accounts Payable	328,869	Money owed by Authority to its suppliers
Asset Retirement Obligation	2,765,560	GASB 83 - WWTP Retirement Obligation
TOTAL LIABILITIES:	<u>3,094,429</u>	
CAPITAL:		
Contributed Capital	1,495,189	Capital assets donated to the Authority
Fund Balance	49,012,690	Equity
TOTAL CAPITAL	<u>50,507,879</u>	
EXCESS REVENUES OVER EXPENSES:	<u>(263,686)</u>	

**CITY OF MUSTANG, OKLAHOMA
MUSTANG IMPROVEMENT AUTHORITY
NINE MONTHS ENDED MARCH 31, 2023**

	MUSTANG IMPROVEMENT AUTHORITY FUND		
	BUDGET	YTD ACTUAL	% OF BUDGET
BEGINNING FUND BALANCE	\$ 6,185,847	\$ 7,140,477	
REVENUES	\$ 31,096,796	\$ 19,631,973	63%
EXPENDITURES	\$ (12,384,780)	\$ (4,220,107)	34%
REVENUES OVER (UNDER) EXPENDITURES BEFORE TRANSFERS	\$ 18,712,016	\$ 15,411,866	
TRANSFERS IN	\$ 200,000	\$ -	0%
TRANSFERS OUT	\$ (18,912,016)	\$ (13,337,511)	71%
NET TRANSFERS	\$ (18,712,016)	\$ (13,337,511)	
INCREASE (DECREASE) TO BEGINNING FUND BALANCE	\$ -	\$ 2,074,355	
ENDING FUND BALANCE	\$ 6,185,847	\$ 9,214,832	
ENDING BALANCE AS A PERCENTAGE OF ANNUAL REVENUES	19.77%	29.44%	
2016, 2017, 2020, & 2020A RESTRICTED	\$ 5,825,653	\$ -	
2016, 2017, 2020 & 2020A PROJECT EXPENDITURES	\$ (5,825,653)	\$ (2,338,041)	
TOTAL NET INCOME (LOSS) - INCLUDES CONSTR NOTES	\$ 6,185,847	\$ (263,686)	

Amount of unrestricted and unobligated cash and investments carried over from the end of the prior year.

The end of March 2023 represents 75.0% of the fiscal year. This % is a basic measure of where the Fund should be year to date compared to budget.

Indicates the current budget, as amended, plans on spending more than it takes in; thereby, increasing the fund balance by the end of the fiscal year by this amount.

This represents the amount by which fund revenues exceed expenditures prior to net transfers (subsidies) from/to other funds.

This indicates the Fund has received revenues and transfers to date that exceeds

This amount reflects the uncommitted fund balance at the end of the month. This amount should never go below \$0 per State law.

This amount is considered the Fund's unappropriated cash reserves. Fiscally prudent goal is to keep this amount at no less than 15-20% of annual revenues.

MONTHLY OPERATING STATEMENT

For the Month Ending March 31, 2023

Mustang Improvement Authority
1501 N. Mustang Road
Mustang, OK 73064

Operating Revenue:

Water sales	286,265
Wastewater treatment charges	194,248
Refuse and recycle sales	236,014
Tree Limb Removal	500
Ambulance	32,418
Other fees	67,597
Auction Surplus	-
TOTAL OPERATING REVENUE	817,042

Operating Expenses:

Operating & maintenance	178,708
General & administrative	233,344
Purchased water	69,634
Capital outlay	-
TOTAL OPERATING EXPENSES	481,687

NET OPERATING INCOME (LOSS) **335,355**

Non-operating income (expenses):

Interest income	21,846
Sales tax	1,112,939
Miscellaneous	11,080
Transfers In	-
TOTAL NON-OPERATING INCOME	1,145,865

NET INCOME BEFORE OPERATING TRANSFERS **1,481,220**

Operating transfers out **1,413,579**

NET INCOME (LOSS) **67,642**

Monthly Debt Payments: *Included in transfers

Oklahoma Water Resources Board - 2009	21,519	*
Revenue Note 2016	99,034	*
Revenue Note 2017	88,942	*
Revenue Note 2020	12,630	*
Revenue Note 2020A	92,239	*
TOTAL MONTHLY DEBT PAYMENTS	314,364	

City of Mustang
 Monthly Sales Tax Revenues
 Five Year Comparison

	2022-2023	2021-2022	2020-2021	2019-2020	2018-2019
Jul	\$ 1,288,315.31	\$ 1,109,162.30	\$ 1,126,293.44	\$ 976,001.89	\$ 1,019,149.78
Aug	1,227,397.16	1,114,534.20	1,110,574.08	1,001,708.05	956,031.94
Sep	1,245,616.92	1,105,675.97	1,045,197.54	975,436.60	929,413.01
Oct	1,272,688.74	1,162,800.86	945,785.37	969,534.14	962,754.66
Nov	1,207,197.00	1,091,410.06	1,107,171.22	953,160.17	895,602.53
Dec	1,213,212.51	1,122,514.50	919,427.87	955,393.06	889,905.77
Jan	1,267,375.22	1,163,230.73	1,013,662.47	977,207.87	1,009,774.80
Feb	1,255,351.39	1,219,286.13	976,014.57	962,627.48	959,067.40
Mar	1,112,938.81	1,009,468.36	976,927.06	857,802.11	880,531.25
Apr	1,185,947.39	1,099,212.34	935,320.71	870,971.55	925,822.66
May		1,194,667.26	1,216,057.50	1,006,840.75	980,710.12
Jun		1,212,457.66	1,157,286.40	1,060,555.68	1,049,340.22
	<u>\$ 12,276,040.45</u>	<u>\$ 13,604,420.37</u>	<u>\$ 12,529,718.23</u>	<u>\$ 11,567,239.35</u>	<u>\$ 11,458,104.14</u>

Avg	1,227,604.05	1,119,729.55	1,044,143.19	963,936.61	954,842.01
% increase	9.63%	7.24%	8.32%	0.95%	7.09%

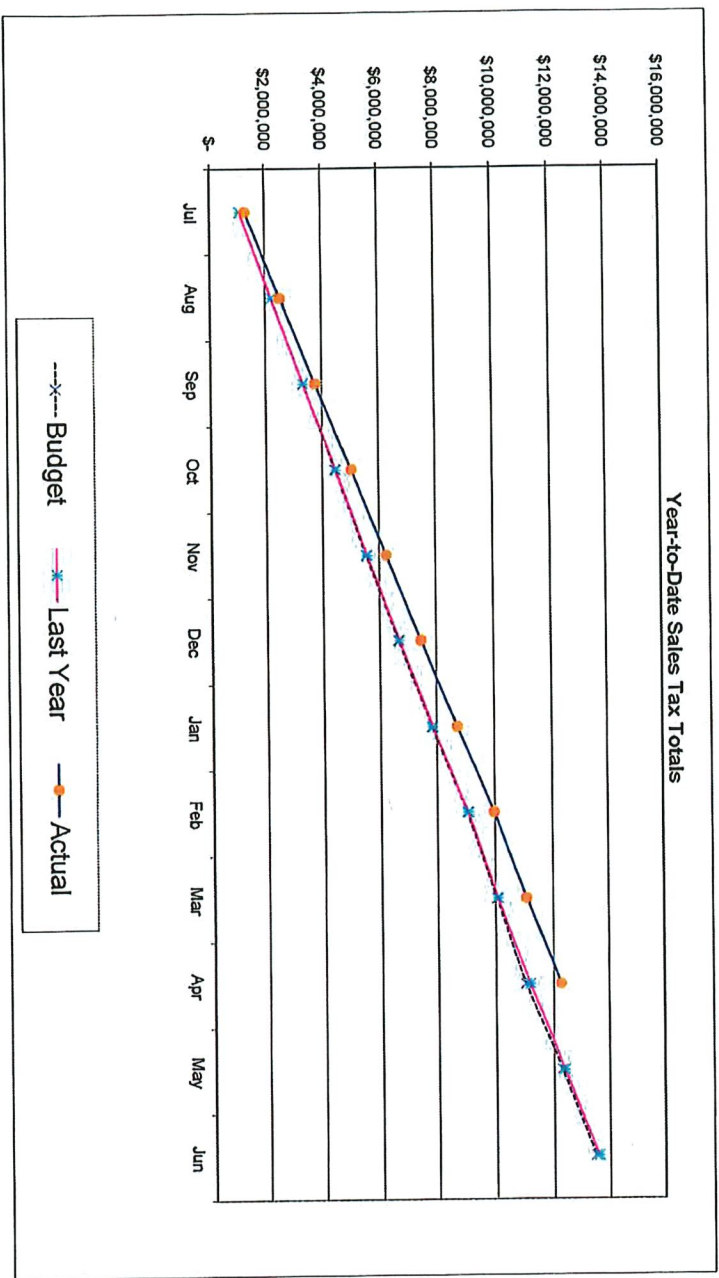
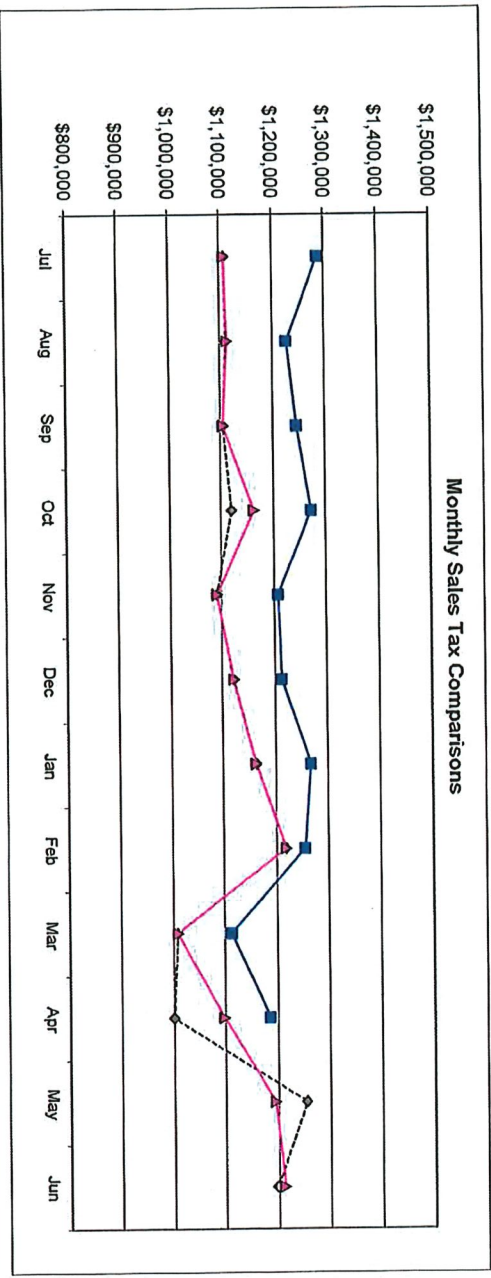
City of Mustang
Sales Tax Report
Budget to Actual Comparison
April 7, 2023

	Actual Collections		Budget Projections		Over (Under) Projection	
	Amount	Percent	Amount	Percent	Amount	Percent
Jul	\$ 1,288,315.31	9.5%	\$ 1,109,000	8.2%	\$ 179,315.31	16.2%
Aug	1,227,397.16	9.1%	1,112,000	8.2%	\$ 115,397.16	10.4%
Sep	1,245,616.92	9.2%	1,105,000	8.2%	\$ 140,616.92	12.7%
Oct	1,272,688.74	9.4%	1,120,000	8.3%	\$ 152,688.74	13.6%
Nov	1,207,197.00	8.9%	1,091,000	8.1%	\$ 116,197.00	10.7%
Dec	1,213,212.51	9.0%	1,121,000	8.3%	\$ 92,212.51	8.2%
Jan	1,267,375.22	9.4%	1,163,000	8.6%	\$ 104,375.22	9.0%
Feb	1,255,351.39	9.3%	1,218,000	9.0%	\$ 37,351.39	3.1%
Mar	1,112,938.81	8.2%	1,008,000	7.5%	\$ 104,938.81	10.4%
Apr	1,185,947.39	8.8%	1,000,000	7.4%	\$ 185,947.39	18.6%
May						
Jun						
Totals	\$ 12,276,040.45	90.9%	\$ 11,047,000	81.8%	\$ 1,229,040.45	11.1%
Average	\$14,731,249		\$13,500,000			

City of Mustang
Sales Tax Report
Two Year Comparison
April 7, 2023

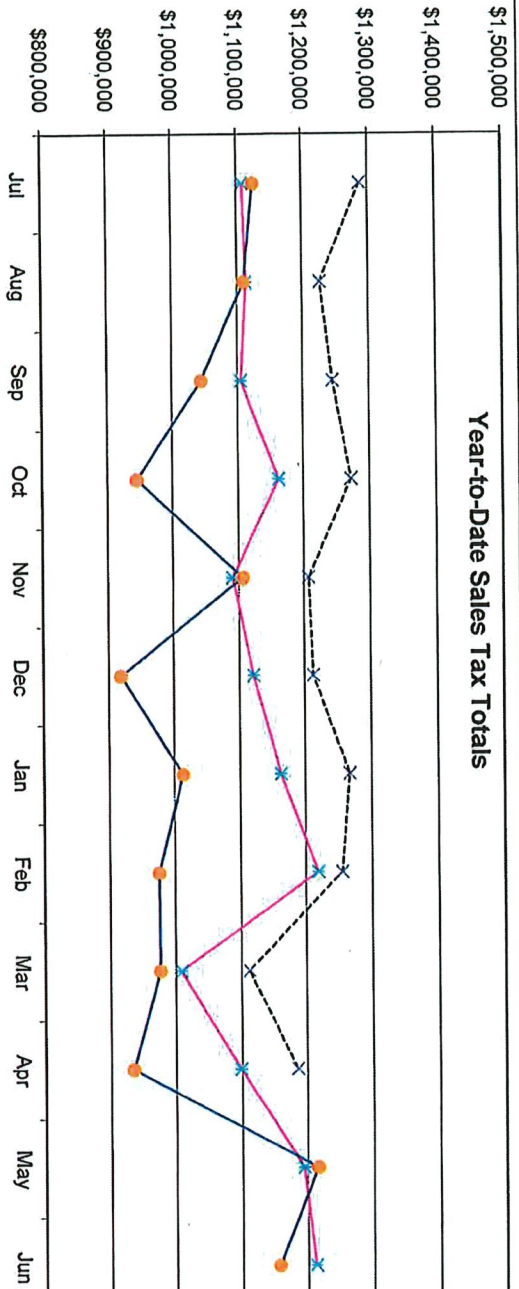
	Fiscal 2022-23		Fiscal 2021-22		Increase or (Decrease)	
	Amount	Percent of Budget	Amount	Percent of Budget	Amount	Percent
Jul	\$ 1,288,315.31	9.5%	\$ 1,109,162.30	8.2%	\$ 179,153.01	16.2%
Aug	1,227,397.16	9.1%	1,114,534.20	8.3%	112,862.96	10.1%
Sep	1,245,616.92	9.2%	1,105,675.97	8.2%	139,940.95	12.7%
Oct	1,272,688.74	9.4%	1,162,800.86	8.6%	109,887.88	9.5%
Nov	1,207,197.00	8.9%	1,091,410.06	8.1%	115,786.94	10.6%
Dec	1,213,212.51	9.0%	1,122,514.50	8.3%	90,698.01	8.1%
Jan	1,267,375.22	9.4%	1,163,230.73	8.6%	104,144.49	9.0%
Feb	1,255,351.39	9.3%	1,219,286.13	9.0%	36,065.26	3.0%
Mar	1,112,938.81	0.08	1,009,468.36	7.5%	103,470.45	10.2%
Apr	1,185,947.39	0.09	1,099,212.34	8.1%	86,735.05	7.9%
May						
Jun						
Totals	<u>\$ 12,276,040.45</u>	<u>90.9%</u>	<u>\$ 11,197,295.45</u>	<u>95.3%</u>	<u>\$ 1,078,745.00</u>	<u>9.6%</u>
	Budget 2023		Budget 2022			
	\$ 13,500,000		\$ 11,755,000			

City of Mustang FY 2022-2023



City of Mustang

Year-to-Date Sales Tax Totals



---x--- FY23

—x— FY22

—●— FY21

City of Mustang
 Monthly Use Tax Revenues
 Five Year Comparison

	2022-2023	2021-2022	2020-2021	2019-2020	2018-2019	2017-2018
Jul	\$174,259.95	\$138,480.67	\$129,525.03	\$67,991.57	\$46,352.33	\$39,173.48
Aug	174,582.80	153,000.26	123,154.11	83,175.36	58,249.77	46,574.89
Sep	208,867.44	130,491.41	124,268.95	103,700.12	70,768.23	46,167.76
Oct	169,891.28	140,866.53	117,777.12	79,538.21	60,915.71	35,133.54
Nov	150,463.53	142,718.87	127,789.33	79,755.20	65,960.67	37,917.58
Dec	180,122.13	158,087.26	141,693.70	83,929.71	84,826.57	48,483.77
Jan	232,402.69	235,231.83	167,113.69	102,776.70	94,669.58	64,845.81
Feb	264,437.32	282,869.85	211,614.37	152,547.53	134,129.03	46,135.91
Mar	145,497.15	157,699.63	146,634.69	62,614.89	57,443.91	45,776.88
Apr	170,384.72	133,087.96	118,505.72	87,561.08	71,987.12	43,695.59
May		176,586.23	183,150.66	95,062.29	81,095.70	46,567.77
Jun		226,366.07	142,461.82	117,905.62	75,380.57	44,830.76
	<u>\$1,870,909.01</u>	<u>\$2,075,486.57</u>	<u>\$1,733,689.19</u>	<u>\$1,116,558.28</u>	<u>\$901,779.19</u>	<u>\$545,303.74</u>

Note: Fiscal Year 2023 Use Tax Budget is \$1,500,000

avg mo	\$187,090.90	\$167,253.43	\$144,474.10	\$93,046.52	\$75,148.27	\$45,441.98
% increase	11.86%	15.77%	55.27%	23.82%	65.37%	16.56%

City of Mustang
 Use Tax Report
 Budget to Actual Comparison
 April 7, 2023

	Actual Collections		Budget Projections		Over (Under) Projection	
	Amount	Percent	Amount	Percent	Amount	Percent
Jul	\$ 174,259.95	11.6%	125,000	8.3%	\$ 49,259.95	39.4%
Aug	174,582.80	11.6%	125,000	8.3%	49,582.80	39.7%
Sep	208,867.44	13.9%	125,000	8.3%	83,867.44	67.1%
Oct	169,891.28	11.3%	125,000	8.3%	44,891.28	35.9%
Nov	150,463.53	10.0%	125,000	8.3%	25,463.53	20.4%
Dec	180,122.13	12.0%	125,000	8.3%	55,122.13	44.1%
Jan	232,402.69	15.5%	125,000	8.3%	107,402.69	85.9%
Feb	264,437.32	17.6%	125,000	8.3%	139,437.32	111.5%
Mar	145,497.15	9.7%	125,000	8.3%	20,497.15	16.4%
Apr	170,384.72	11.4%	125,000	8.3%	45,384.72	36.3%
May						
Jun						
Totals	\$ 1,870,909.01	124.7%	\$ 1,250,000.00	83.3%	\$ 620,909.01	41.4%
	AVG		BUDGET			
	2,245,091		\$ 1,500,000			