



NEEDVILLE INDEPENDENT SCHOOL DISTRICT

District Improvement Plan 2018 - 2019

Board Approved-February 20, 2019

High Expectations for Everyone
Teaching and Learning for Everyone
Respect for Everyone



NEEDVILLE INDEPENDENT SCHOOL DISTRICT

**District Improvement Plan
2018-2019**

VISION

To become an exemplary school district in which every child achieves to his or her maximum ability through rigorous, engaging curriculum and systems of support that cultivate the potential and promote the well-being of every child.

MISSION

Needville ISD strives to create an environment where students reach their full potential and become productive, successful citizens.



Needville Independent School District

Curtis W. Rhodes, Superintendent of Schools

Board of Trustees

Chris Janicek, President
Jimmie R.Kocian, Vice President
Scott Valchar, Secretary
Tim Sbrusch, Asst. Secretary
Kim R. Janke
Glenn Vecera
John West

NISD District Advisory Council

Elected Membership

Needville Elementary

Amanda Gruber
Peggy Mund

Needville Middle

Janine Lindsey
Lisa Dibala

Needville Junior High

Sandy O'Brien
Elizabeth Talley

Needville High

Delta McFarland
Jimmie Amox

Other Professional Staff

Stacey Stavinoha, Beth Briscoe, Curtis Rhodes, Marla Sebesta, Karen Smart, Jeff Abbe, Jamie Valentine

Selected Parents, Business and Community Members

Shelly Wendt, Taylor Eavenson, Stephanie Dees, Stacy Meyer, Bubba and JoAnn Morton, Darinda Dikeman

Purpose of District Improvement Plan

The District Improvement Plan (DIP) guides the district in effective district and campus improvement planning for establishing a school district of excellence both in academic programs and performance, as well as in financial and facility planning and district operations. This plan is established through a collaborative process of input and feedback from the members of the District Advisory Council (DAC), district staff, and the Superintendent.

Improved student performance in NISD is defined as meeting or exceeding state standards for all student groups in a district context that promotes excellence in all areas. Together, the Superintendent, along with district staff, teachers, other non-teaching staff, business representatives, parents, and community members:

- * assess educational outcomes of all students
- * establish performance objectives
- * provide strategies and activities
- * continuously monitor the components of the improvement plan to improve student performance for all students

The long range goals of the District Improvement Plan (DIP) provide direction and concentrated focus for the district. In turn, at the campus level, the Campus Advisory Committees (CAC) develop a Campus Improvement Plan (CIP) that is linked to the goals and objectives of the DIP.

Needville Independent School District

Strategic Goals

- Strategic Goal 1:** Recruiting, supporting, and retaining teachers and principals
- Strategic Goal 2:** Building a foundation of reading and math
- Strategic Goal 3:** Connecting high school to career and college
- Strategic Goal 4:** Improving low-performing schools

District Improvement Goals

- District Goal 1:** Needville ISD will demonstrate and sustain growth in student achievement.
- District Goal 2:** Needville ISD will improve home/community involvement within the district
- District Goal 3:** Needville ISD will provide opportunities to enhance instruction through more effective staff development.
- District Goal 4:** Needville ISD will provide a safe school environment conducive to student achievement.

Needville ISD District Goals and Objectives 2018-2019

- District Goal 1: Needville ISD will demonstrate and sustain growth in student Achievement.**
- Objective 1: Effective staff: All students will be taught by effective teachers who are assisted by effective qualified paraprofessionals according to Every Student Succeeds Act (ESSA).**
- Objective 2: Ensure all Needville ISD special programs are in compliance with program effectiveness by providing staff development to all NISD staff.**
- Objective 3: State Assessments, TELPAS, TPRI, and achievement scores for all students and special populations will improve yearly with a goal of 90% passing in each demographic group, content area, and overall.**
- Objective 4: Through the teaching of the TEKS, all students will perform at/or above the state standards on the state test in math, reading/writing/ELA, science, and social studies.**
- Objective 5: Meet or exceed the annual student attendance rate threshold of 97.0% each year.**
- Objective 6: Maintain exemplary dropout rate which is less than or equal to 1% in all student groups.**
- Objective 7: All students will graduate from high school on time, college and career ready.**

Needville ISD District Goals and Objectives-Continued

District Goal 2: Needville ISD will improve home/community involvement within the district.

Objective 1: Needville ISD will increase staff, community, and parent communication and participation to meet the needs of students, parents, and staff in an open, honest, and timely manner.

District Goal 3: Needville ISD will provide opportunities to enhance instruction through more effective staff development.

Objective 1: Organize to successfully support a high-performance system

Objective 2: Needville ISD will improve the skills, knowledge, and abilities of employees so all employees have a better understanding of what the district is striving to accomplish, have current knowledge of new technologies and best practices, and are able to find meaningful ways to better contribute to student success.

District Goal 4: Needville ISD will provide a safe school environment conducive to student achievement.

Objective 1: Needville ISD will implement more uniform and consistent procedures, classroom management plans, and discipline plans to produce a safe environment conducive to learning.

Objective 2: NISD will implement programs in health and wellness for students, faculty, and staff including nutrition and physical education.

The State of Texas Public Education Mission and Academic Goals

The mission of the public education system of this state is to ensure that all Texas children have access to a quality education that enables them to achieve their potential and fully participate now and in the future in the social, economic, and educational opportunities of our state and nation. That mission is grounded on the conviction that a general diffusion of knowledge is essential for the welfare of this state and for the preservation of the liberties and rights of citizens. It is further grounded on the conviction that a successful public education system is directly related to a strong, dedicated, and supportive family and that parental involvement in the school is essential for the maximum educational achievement of a child.

The State of Texas Public Education Academic Goals

To serve as a foundation for a well-balanced and appropriate education:

- GOAL 1: The students in the public education system will demonstrate exemplary performance in the reading and writing of the English language.
- GOAL 2: The students in the public education system will demonstrate exemplary performance in the understanding of mathematics.
- GOAL 3: The students in the public education system will demonstrate exemplary performance in the understanding of science.
- GOAL 4: The students in the public education system will demonstrate exemplary performance in the understanding of social studies.

The State of Texas Public Education Objectives

The objectives of public education are:

OBJECTIVE 1: Parents will be full partners with educators in the education of their children.

OBJECTIVE 2: Students will be encouraged and challenged to meet their full educational potential.

OBJECTIVE 3: Through enhanced dropout prevention efforts, all students will remain in school until they obtain a high school diploma.

OBJECTIVE 4: A well-balanced and appropriate curriculum will be provided to all students.

OBJECTIVE 5: Qualified and highly effective personnel will be recruited, developed, and retained.

OBJECTIVE 6: The state's students will demonstrate exemplary performance in comparison to national and international standards.

OBJECTIVE 7: School campuses will maintain a safe and disciplined environment conducive to student learning.

OBJECTIVE 8: Educators will keep abreast of the development of creative and innovative techniques in instruction and administration using those techniques as appropriate to improve student learning.

OBJECTIVE 9: Technology will be implemented and used to increase the effectiveness of student learning, instructional management, staff development, and administration.

District Area and Population

**The district size is approximate 187 square miles encompassing 10,465 residents.
All totals are based on Fall 2017 PEIMS (Public Education Information Management System)**

Student Population

1 Elementary School 1,249 students	1 Middle School 473 students	1 Junior High School 456 students	1 High School 1044 students	Total 4 Schools 3222 students
---------------------------------------	---------------------------------	--------------------------------------	--------------------------------	--

Student Ethnicity (Percentages represent ethnicity of the diverse NISD student body)

Hispanic 46.2%	White 48.7%	Asian 0.3%	African American 3.6%	American Indian 0.2%	Two or more Races 1.1%
-------------------	----------------	---------------	--------------------------	-------------------------	---------------------------

Faculty & Staff (Based on full time equivalents)

Teachers 237	Professional Support 17
Campus Administrative 12	Central Administrative 3.3
Educational Aides 52	Auxiliary Staff 69
Counselors 6	Librarians 3

Total Personnel by Ethnicity

White 89%	Hispanic 7.3%
African American 3.9%	

Teachers by Highest Degree Held

Doctorate 1	Masters 32	Bachelors 171
-------------	------------	---------------

Number of Teachers by Years of Experience

Over 20 Years Experience 58	11-20 Years Experience 75
6-10 Years Experience 40	1 – 5 Years Experience 32
Beginning Teachers 0	Average Years of Experience 15.5

Teacher Salary Range

Beginning Average Salary \$50178
Over 20 Years Teacher Average Salary \$57474

Student / Teacher Ratio

15.4 to 1

District Demographics

	2013-2014	2014-2015	2015-16	2016-17	2017-18
Total Students	2825	2911	3015	3167	3222
African American	3%	3%	4%	3%	4%
Hispanic	43%	43%	45%	46%	46%
White	51%	51%	50%	50%	49%
Two or more Races	1%	1%	1%	1%	1%
Economically Disadvantaged	38%	39%	38%	37%	38%
Limited English Proficient	10%	10%	10%	9%	9%
At-Risk	41%	38%	43%	41%	44%

As the table indicates, the Needville ISD enrollment has increased over the past five years. Additionally, the table shows a slight increase in the number Hispanic students in the district and a slight decrease in the White populations. The number of “At Risk” has fluctuated over the past five years. The rise in the number of Hispanic students indicates a possible need to employ strategies targeting students with limited English proficiency because students raised in Hispanic homes may have sufficiently developed social language to pass the LEP screening test, yet still lack adequate academic language to ensure their success and achievement in the classroom and on state-mandated assessments. Continued efforts at reaching the Economically Disadvantaged population as well as those students who are considered At-Risk will be made.

2018 Domain Report for Needville ISD is shown below:

89	81	95	91
Domain 1	Domain 2	Domain 3	Overall Scaled Score
Student Achievement	Student Progress and Relative Performance	Closing the Gaps	Letter Grade = A
(Target Score = 60 for met standard)	(Target Score = 60 for met Standard)	(Target Score = 60 for met standard)	(Target Score = 60 for met standard)

State of Texas Assessments of Academic Readiness (STAAR): Grades 3-8

Results from the spring 2018 administration for Grades 3-8 are shown below. Beginning in 2016-17 the passing standards changed to reflect students who approached grade level(passing), meets grade level(passing at a higher level), and master grade level(passing at the highest level).

STAAR Assessment	Number of Students Tested	% Passed at Approaches Grade Level		% Passed at Meets Grade Level		% Passed Masters Grade Level	
		State	NISD	State	NISD	State	NISD
Reading: Grade 3	247	77%	87%	43%	49%	29%	30%
Reading: Grade 4	254	73%	85%	46%	56%	26%	27%
Reading: Grade 5 1 st and 2 nd administration	222	84%	92%	54%	62%	26%	26%
Reading: Grade 6	250	69%	77%	39%	41%	19%	18%
Reading: Grade 7	201	74%	83%	48%	50%	29%	24%
Reading: Grade 8 1 st and 2 nd administration	250	86%	88%	49%	50%	27%	26%
Writing: Grade 4	254	63%	70%	39%	40%	11%	15%
Writing: Grade 7	200	69%	77%	43%	51%	12%	10%
Mathematics: Grade 3	247	78%	92%	47%	57%	26%	27%
Mathematics: Grade 4	254	78%	85%	49%	51%	24%	32%
Mathematics: Gr. 5 1 st and 2 nd administration	222	91%	98%	58%	66%	30%	32%
Mathematics: Grade 6	250	77%	92%	44%	53%	18%	20%
Mathematics: Grade 7	201	72%	82%	40%	44%	17%	16%
Mathematics: Gr. 8 1 st and 2 nd administration	250	86%	84%	51%	24%	15%	1%
Science: Grade 5	223	76%	90%	41%	52%	18%	16%
Science: Grade 8	250	76%	77%	52%	50%	28%	25%
Social Studies: Grade 8	249	65%	66%	36%	34%	21%	16%

Students achieving the masters grade level passing standard are well prepared for the next grade or course. Students in this category have a high likelihood of success in the next grade or course with little or no academic intervention. Needville ISD surpassed the state passing rates except in the highlighted areas above.

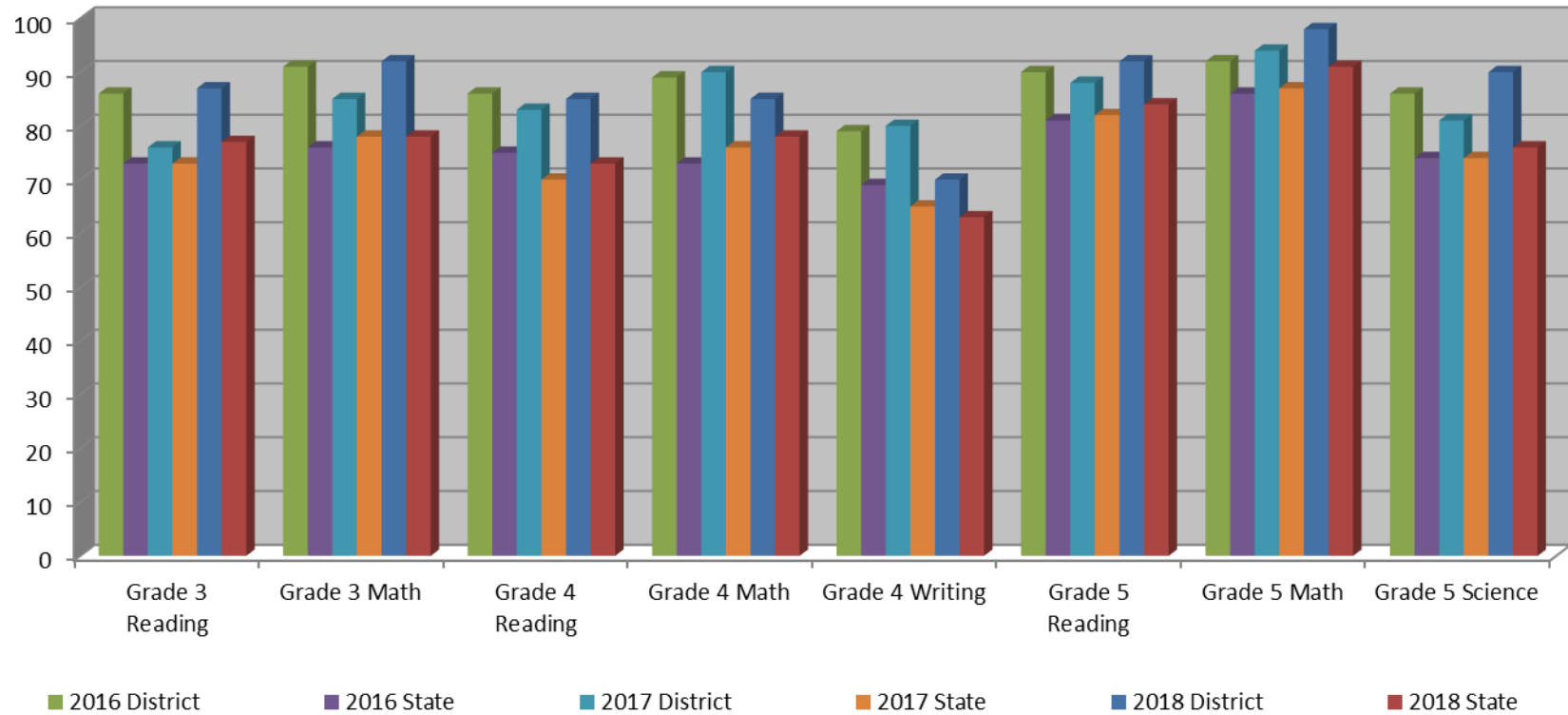
STAAR End-of-Course (EOC) Assessments

EOC Assessment	Number of NISD Students Tested	% Passed at Approaches Grade Level		% Passed at Meets Grade Level		% Passed Masters Grade Level	
English I	270	65%	86%	44%	61%	7%	8%
English II	285	67%	84%	48%	62%	8%	10%
Algebra I	261	83%	90%	55%	57%	32%	28%
Biology	239	87%	94%	59%	63%	24%	17%
U.S. History	242	92%	97%	70%	79%	40%	43%

Needville ISD students showed strong performance at the approaches and meets grade level standard compared to the state average scores. Algebra I and Biology were the only two areas below state averages.

District Accomplishments – Student Performance

State Assessment of Academic Readiness (STAAR) - All Students 2016-2018 Comparison

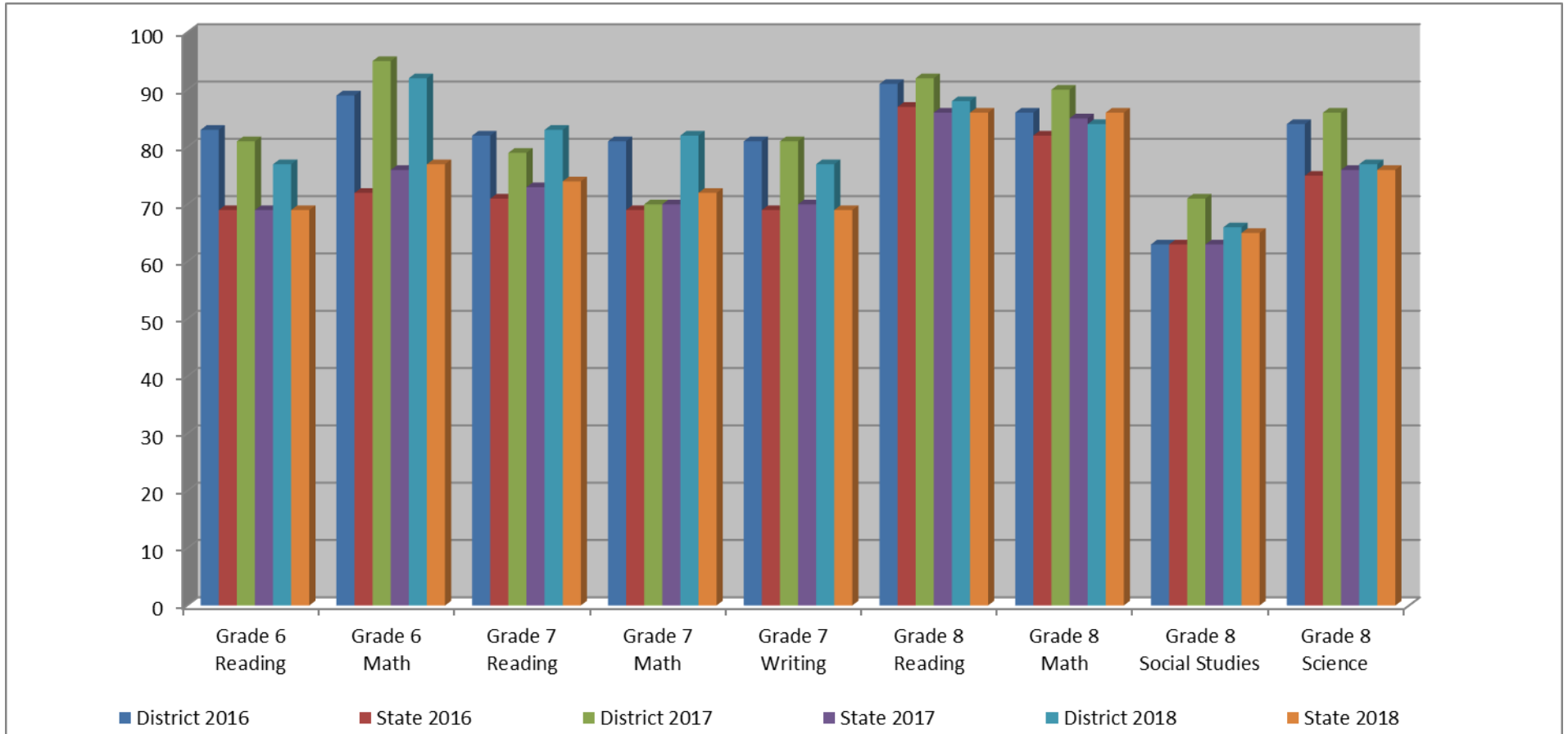


	Grade 3 Reading	Grade 3 Math	Grade 4 Reading	Grade 4 Math	Grade 4 Writing	Grade 5 Reading	Grade 5 Math	Grade 5 Science
2016 District	86	91	86	89	79	90	92	86
2016 State	73	76	75	73	69	81	86	74
2017 District	76	85	83	90	80	88	94	81
2017 State	73	78	70	76	65	82	87	74
2018 District	87	92	85	85	70	92	98	90
2018 State	77	78	73	78	63	84	91	76

Needville beat the state averages in all subject areas tested above.

District Accomplishments – Student Performance

State Assessment of Academic Readiness (STAAR) – All Students 2016 – 2018 Comparison



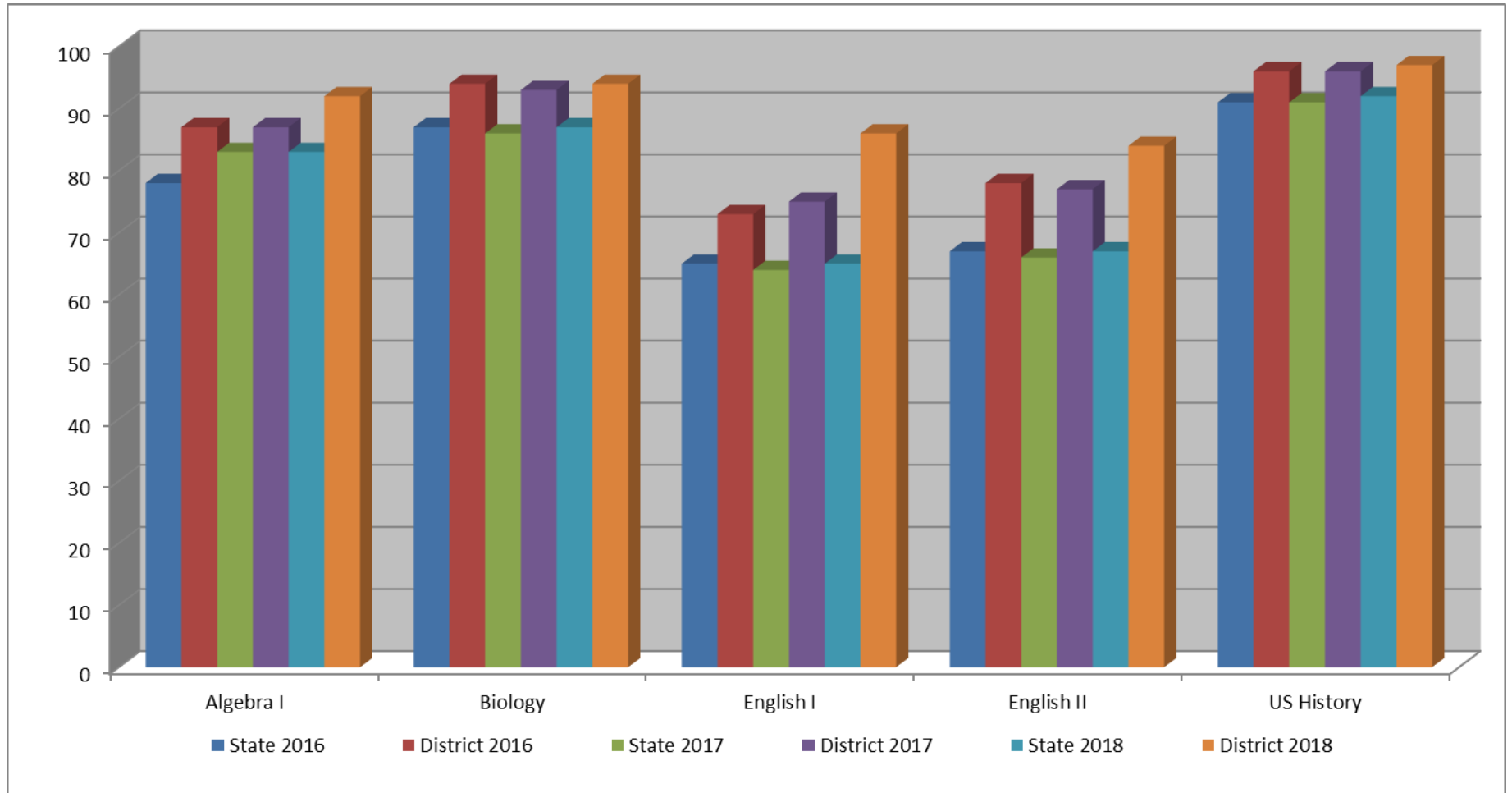
	Grade 6 Reading	Grade 6 Math	Grade 7 Reading	Grade 7 Math	Grade 7 Writing	Grade 8 Reading	Grade 8 Math	Grade 8 Soc. Studies	Grade 8 Science
2016 District	83	79	82	81	81	91	86	63	84
2016 State	69	72	71	69	69	87	82	63	75
2017 District	81	95	79	70	81	92	90	71	86
2017 State	69	76	73	70	70	86	85	63	76
2018 District	77	92	83	82	77	88	84	66	77
2018 State	69	77	74	72	69	86	86	65	76

Needville beat the state averages in all above areas tested except eighth grade math.

District Accomplishments – Student Performance

STAAR Approaches Grade Level or Above

2017-2018

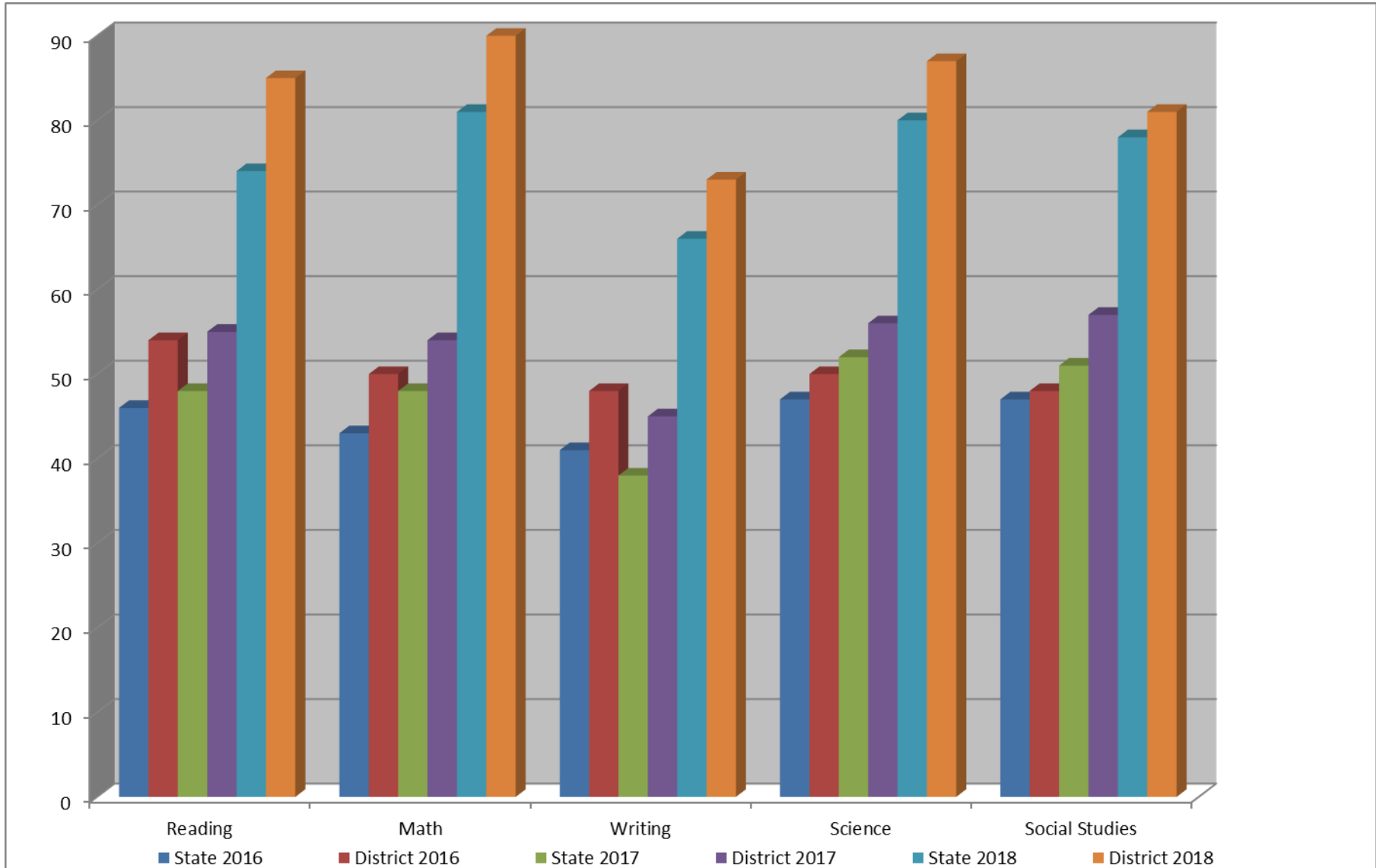


Needville beat the state average in all areas tested.

District Accomplishments – Student Performance

(adapted from Texas Academic Performance Report 2017-2018)

STAAR Percent at Meets Grade Level – All Grades



NISD beat state averages for all grades all subjects.

Student Achievement Summary

NISD and all campuses earned a Met Standard rating for 2017-18 school year with the high school earning four distinctions designations. Needville High School earned distinctions in Academic Achievement in Math and Social Studies, Top 25 Percent: Comparative Academic Growth and Closing the Gap.

		Needville High School								
STAAR EOC Exam	Subject	Year	All Students	African American	Hispanic	White	Sped	Eco Dis	EL	
		English I	2018	86	73	82	91	52	80	73
		English II	2018	84	69	77	95	50	77	62
		Algebra I	2018	92	57	90	96	68	86	88
		Biology	2018	94	80	89	99	72	91	82
		US History	2018	97	92	95	99	68	93	90

		Needville Junior High							
Grade	Subject	Year	All Students	African American	Hispanic	White	Sped	Eco Dis	EL
7	Reading	2018	83	*	75	90	35	76	69
	Math	2018	82	*	75	88	40	72	67
	Writing	2018	77	*	71	84	21	70	69
8	Reading	2018	88	78	84	93	50	80	71
	Math	2018	84	63	80	92	55	77	66
	Science	2018	77	67	66	88	20	59	53
	Social Studies	2018	66	67	55	79	35	53	44

Needville Middle School									
Grade	Subject	Year	All Students	African American	Hispanic	White	Sped	Eco Dis	EL
4	Reading	2018	85	80	80	91	32	76	83
	Math	2018	85	60	81	90	42	78	83
	Writing	2018	70	80	61	79	23	61	60
5	Reading	2018	92	93	88	95	73	83	88
	Math	2018	98	93	98	99	88	96	98
	Science	2018	90	71	91	93	69	81	88
6	Reading	2018	77	56	69	86	21	70	71
	Math	2018	92	67	88	97	86	88	94

Needville Elementary School									
Grade	Subject	Year	All Students	African American	Hispanic	White	Sped	Eco Dis	EL
3	Reading	2018	87	69	83	94	52	82	82
	Math	2018	92	85	92	93	74	91	90

NISD continues to progress.

Student performance continues to be a significant priority to the District. The State of Texas Assessment of Academic Readiness (STAAR)

is a completely comprehensive testing program. The STAAR

- includes the Texas Essential Knowledge and Skills (TEKS)
- tests students grades 3-8
- at high school grade, end-of-course (EOC) assessments: Algebra I, Biology, English I, English II, and U.S. history.

Needs Assessment

The following charts indicate which grade levels, subjects, and student groups need to be targeted by the District. Shown below are State Accountability Groups for Grades tested.

2018 STAAR Percent Approaches Grade Level or Above

Reading

Grade Level	All Students	African American	Hispanic	White	Special Education	Eco. Disadvantaged	EL
Grade 3	87	69	83	94	52	82	82
Grade 4	85	80	80	91	32	76	83
Grade 5	92	93	88	95	73	83	88
Grade 6	77	56	69	86	21	70	71
Grade 7	83	*	75	90	35	76	69
Grade 8	88	78	84	93	50	80	71
English I	86	73	82	91	52	80	73
English II	84	69	77	95	50	77	62

Writing

Grade Level	All Students	African American	Hispanic	White	Special Education	Eco. Disadvantaged	EL
Grade 4	70	80	61	79	23	61	60
Grade 7	77	*	71	84	21	70	69

Needs Assessment

Mathematics

Grade Level	All Students	African American	Hispanic	White	Special Education	Eco. Disadvantaged	EL
Grade 3	92	85	92	93	74	91	90
Grade 4	85	60	81	90	42	78	83
Grade 5	98	93	98	99	88	96	98
Grade 6	92	67	88	97	86	88	94
Grade 7	82	*	75	88	40	72	67
Grade 8	84	63	80	92	55	77	66
Algebra I	92	57	90	96	68	86	88

Needs Assessment

Science

Grade Level	All Students	African American	Hispanic	White	Special Education	Eco. Disadvantaged	EL
Grade 5	90	71	91	93	69	81	88
Grade 8	77	67	66	88	20	59	53
Biology	94	80	89	99	72	91	82







Social Studies

Grade Level	All Students	African American	Hispanic	White	Special Education	Eco. Disadvantaged	EL
Grade 8	66	67	55	79	35	53	44
US History	97	92	95	99	68	93	90

Needs Assessment

The following charts indicate which grade levels, subjects, and student groups need to be targeted by the District. Shown below are **State Accountability Groups**.

2018 STAAR Percent Approaches Grade Level or Above

Student Group	All Tests	Reading	Math	Writing	Science	Social Studies
District	86	85	90	73 	87	81 
African American	76	76	*	*	*	81
Hispanic	80	80	86	65 	81	81
White	92	92	94	81 	94	89
Special Education	52	46	65	*	*	*
Eco. Disadvantaged	78	78	84	65 	77 	73
EL	77	76	85	*	75	*



Indicates percentages went down from previous year

STAAR At-Risk GAP Percentages

Reading/English STAAR 2018 Approaches Grade Level

Not at Risk

At Risk

GAP

Grade	District	State	District	State	District	State
3	93	87	81	63	12	24
4	96	89	63	51	33	38
5	97	94	78	63	19	31
6	89	87	58	44	31	43
7	95	92	66	52	28	40
8	99	95	62	59	37	36
English I	96	90	73	41	39	49

English II	99	93	66	45	44	48
------------	----	----	----	----	----	----

Grade	District	State	District	State	District	State
3	96	86	87	66	9	20
4	96	91	71	63	25	28
5	99	95	74	75	25	20
6	97	91	84	61	13	30
7	94	90	65	55	29	35
8	98	94	55	67	43	27
Algebra I	99	Not at Risk	90	At Risk	73	GAP

STAAR At-Risk GAP Percentages

STAAR At-Risk GAP Percentages

Writing STAAR 2018 Approaches Grade Level

Grade	Not At Risk		At Risk		GAP	
	District	State	District	State	District	State
4	89	79	43	39	45	40
7	93	90	54	45	39	45

Science STAAR 2018 Approaches Grade Level

Grade	Not At Risk		At Risk		GAP	
	District	State	District	State	District	State
5	98	91	77	61	21	30
8	97	94	57	57	40	37
Biology	100	98	88	77	12	22

Social Studies STAAR 2018 Approaches Grade Level

Grade	Not At Risk		At Risk		GAP	
	District	State	District	State	District	State
8	90	86	46	43	44	43
US History	100	99	95	85	5	14

**TELPAS (Texas English Language Proficiency Assessment System)
Composite Rating (All Students) Spring 2018**

Grade	Number of Students Rated	Percent At Beginning	Percent At Intermediate	Percent At Advanced	Percent At Advanced High	Average Composite Score
K	33	39	52	9	0	1.7
1	43	0	28	56	14	2.8
2	53	0	28	62	9	2.8
3	34	0	12	59	29	3.2
4	36	6	11	61	22	3.0
5	20	0	0	70	30	3.4
6	8	13	0	75	13	2.9
7	6	0	17	83	0	2.8
8	13	0	23	62	15	2.9
9	12	16	8	43	33	2.3
10	8	13	13	63	13	2.7
11	2	0	0	50	50	3.5
12	4	0	100	0	0	2.5

TELPAS fulfills federal requirements for assessing the English language proficiency of English learners (EL's) in kindergarten through Grade 12 in four language domains: listening, speaking, reading, and writing. Student performance is reported in terms of four English proficiency ratings: beginning, intermediate, advanced, and advanced high. TELPAS assessment results provide a

measure of progress, indicating annually where each EL is on a continuum of English language development designed for second-language learners. The progress of students along this continuum is the basis for the TELPAS reporting system and the key to helping districts monitor whether their EL's are making steady annual growth in learning to listen, speak, read, and write in English.

District Accomplishments – Student Performance

(adopted Texas Academic Performance Report 2017-18)

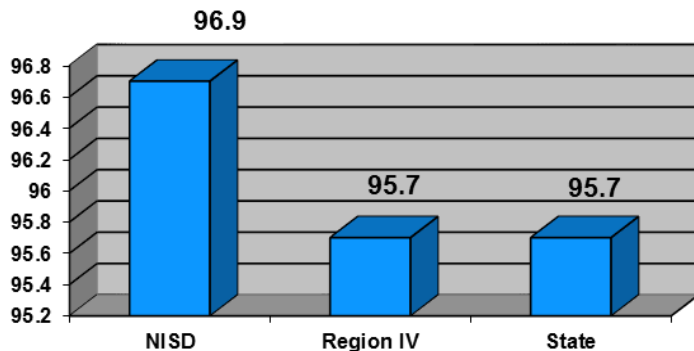
MAJOR FINDINGS

Attendance and Dropout Rates in NISD are better than either the Region or State.

Attendance 2016-2017

Note: This TAPR indicator is one year behind the TAPR report year.

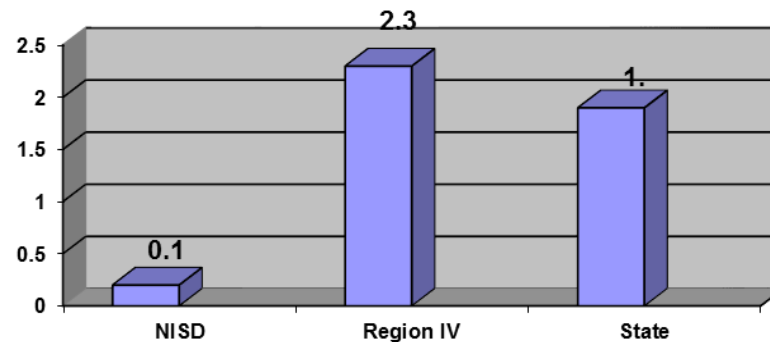
This percent of student attendance was calculated for the entire year (2016-17) for grades 1-12. For acknowledgement on 2016-17 Attendance rates, a school district must reach at least 96.0%.



Annual Dropout Rate 2016-2017

Note: This TAPR indicator is one year behind the TAPR report year.

The dropout rate is the number of dropouts summed across 9, 10, 11, and 12 divided by the number of students summed across grades 9, 10, 11, and 12 for 2016-17.



Campus Attendance Rates for Students

	2013-14		2014-15		2015-16		2016-17		2017-18	
	Enrollment	Attendance	Enrollment	Attendance	Enrollment	Attendance	Enrollment	Attendance	Enrollment	Attendance
Needville ISD	2819	96.9	2902	96.6	3015	96.7	3126	96.8	3222	96.9
Needville High School	800	96.6	851	96.7	923	96.7	989	96.7	1044	96.7
Needville Junior High School	485	97.0	476	96.9	499	96.8	497	97.2	456	97.3
Needville Middle School	454	97.4	459	97.0	423	97	424	96.9	473	97.0
Needville Elementary School	1080	96.9	1116	96.3	1169	96.6	1216	96.5	1249	96.8

Needville Junior High and Middle School met our district goal of 97% or above. All schools beat the state average of 95.7.

District Accomplishments – Student Performance

(adopted from Texas Academic Performance Report 2017-18)

Completion Rate / Student Rate 4 year longitudinal rate (grades 9-12)

The current year completion rate (Class of 2017) looks at the group of students who were enrolled as ninth graders in the 2013-2014 school year and follows through to their expected graduation as the class of 2018.

Completion Rate	NISD	Region	State
<i>Class of 2017</i>			
% Graduated (4 years)	98.6	88.7	89.7
% Received TxCHSE	0.0	0.5	0.4
% Continued High School	0.9	4.2	4.0
% Dropped out (4 years)	0.5	6.7	5.9
% Graduated and TxCHSE	98.6	89.2	90.1
% Grads, TxCHSE, Cont.	99.5	93.3	94.1

NISD graduation rate exceeds the State average. All student groups beat the Region/State percentages.

District Accomplishments
Student Performance – College Admissions Tests
2014-2018
SAT Scores

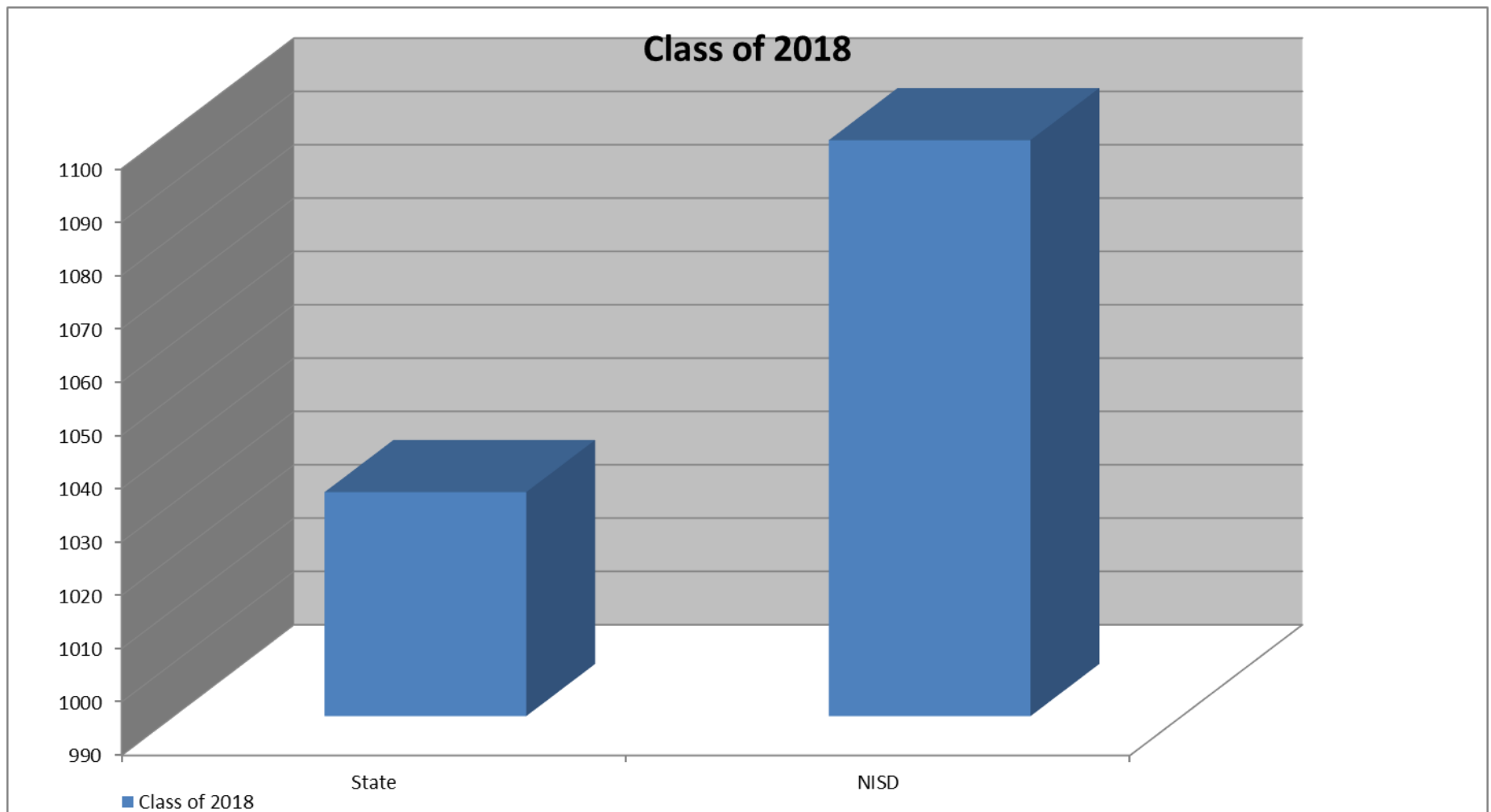
	State	District				
	2018	2018	2017	2016	2015	2014
English Language Arts	520	564	549	491	494	486
Mathematics	512	534	527	506	512	502
All Subjects	1032	1098	1075	1472	1484	1460
<i># students who took test</i>	NA	116	98	62	76	77

ACT Scores

	State		District			
	2018	2018	2017	2016	2015	2014
English	19.6	20.2	20.9	20.3	21.5	20.5
Math	21.2	20.5	21.3	21.4	21.4	22.0
Reading	23.6	21.3	22.2	22.6	22.4	22.1
Science	22.0	20.7	22.1	22.0	22.2	21.7

Composite	22.0	20.8	21.7	21.7	22.0	21.6
# students who took test	N/A	67	56	61	59	57

District Performance Mean SAT Score



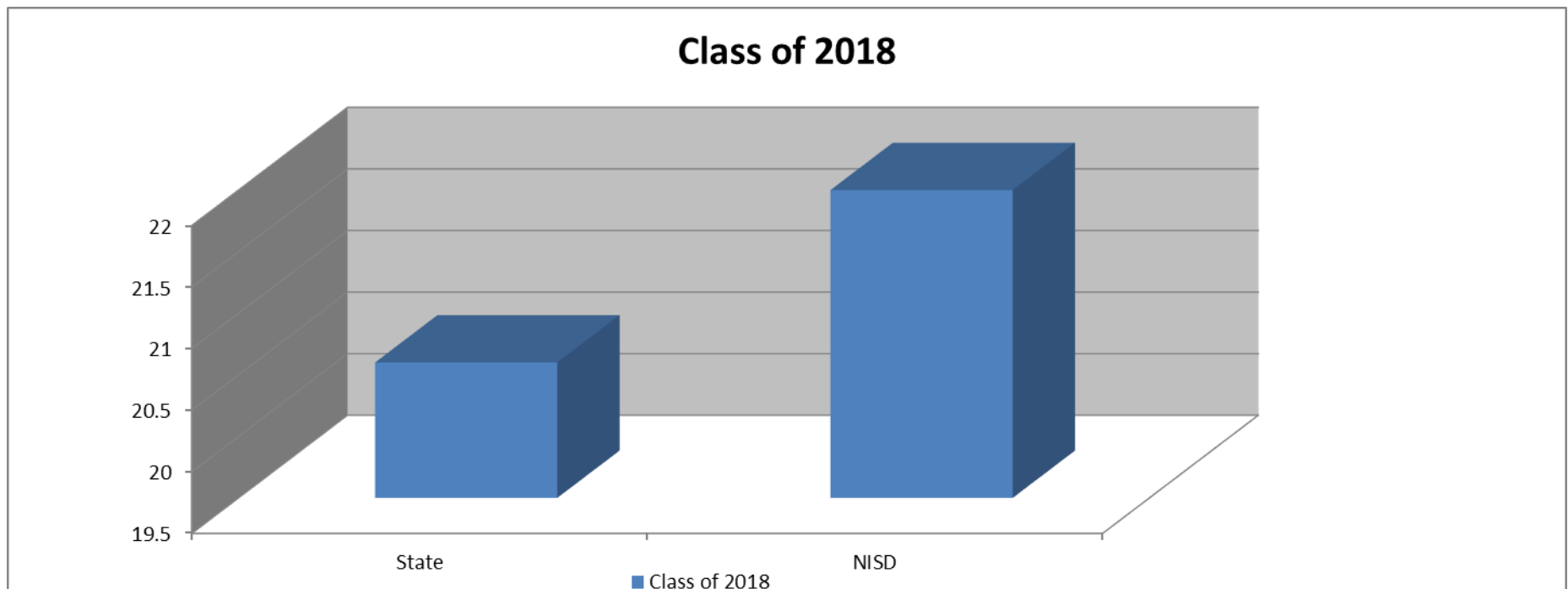
In the senior class of 2018, 116 of the 249 seniors took the SAT test. Students scored higher than their peers from the state.

District Accomplishments – Student Performance

College Admissions Test: American College Test (ACT)

The Enhanced ACT of the American College Testing Program includes four curriculum-based tests that measure students' educational development in English, Mathematics, Reading, and Science reasoning. The scores for each test range from 1 to 36. Averages for all tests combined and comparisons are reported below.

District Performance 2018 Mean ACT Score (Maximum Score 36)



In the senior class of 2018, 67 of the 249 seniors took the ACT test.
 NISD students scored higher than their peers from the state.

Student Disciplinary Incidents by Disciplinary Action Reason

Disciplinary Action Reason	14-15	15-16	16-17	17-18
04 – Possess controlled substance	6	5	6	10
05 – Posses alcoholic beverage	1	3	3	4
07 – Public lewdness or indecent exposure	2	0	0	0
20 – Violation of CofC while in AEP	0	0	0	0
21 – Violation of Code of Conduct	343	377	417	418
33 – Cigarette or tobacco product	0	15	1	2
35 – False Alarm False Report	NA	1	0	0
41 – Fighting/Mutual Combat	2	20	2	39
42 – Truancy – Parent Contrib.	0	0	0	0
43 – Truancy – Stud w/ at least 3 unex ab	0	0	0	0
44 – Truancy – Stud w/ 10 unex ab	0	0	0	0
50 – Used, exhibited, or possessed a non illegal knife	0	0	0	0
TOTAL	354	421	429	473

Goal 1: Needville ISD will demonstrate and sustain growth in student achievement.

Objective 1: Effective staff: All students will be taught by effective teachers who are assisted by effective qualified paraprofessionals according to ESSA.

Activity Strategy	Person(s) Responsible	Timeline	Resources	Formative Evaluation
--------------------------	------------------------------	-----------------	------------------	-----------------------------

<ol style="list-style-type: none"> 1. Conduct recruitment activities to ensure effective qualified personnel in all positions. Job fairs, postings in multiple sites/ organizations and maintain active website 2. Establish an effective teacher mentoring system in order to retain effective qualified staff 3. Analyze HR data to ensure that all meet effective qualified status ESSA (14.03) 4. Attest that all professional educators are effective qualified through its annual attestation. 5. Increase the number of ESL certified teachers by ten annually 6. Require all new core academic teachers to obtain the supplemental ESL certification 	<p>Assistant Superintendent Human Resources Campus Principals</p>	<p>August-July</p>	<p>Title II A \$1500 Local Title III \$3600 ESSA Texas Education Agency Region IV ESC Bilingual Allotment \$4200 University Job Fairs Title III \$2500</p>	<p>Number of positions posted Number of applications Number hired Mentor assignments Mentor conference logs Mentor journals Personnel Files Teacher interviews SBEC Certification Records Data base of certifications, transcripts, etc. Campus Attestations Professional development record</p>
--	---	--------------------	--	--

Goal 1: Needville ISD will demonstrate and sustain growth in student achievement.

Objective 2: Ensure all Needville ISD special programs are in compliance with program effectiveness indicators and ensure compliance and program effectiveness by providing staff development to all NISD staff.

Activity Strategy	Person(s) Responsible	Timeline	Resources	Formative Evaluation
<p>1. Provide training to all teachers on ARD decision-making for state assessments</p> <p>2. Increase the use of DMAC and other software to engage staff in collaborative improvement discussions that ensure levels of student learning and Response to Intervention decisions based on data results.</p> <p>3. Promote student performance for those students in special programs</p> <ul style="list-style-type: none"> • Career & Technology • Dyslexia • At-Risk population • Bilingual & ESL • Expanded Courses 	<p>Director of Special Education Asst. Superintendent Campus Principals Counselors Teachers District Advisory Counsel</p>	<p>August-May End of each six weeks</p>	<p>Special Education Staff Texas Education Agency Assistant Superintendent DMAC Renaissance Title I-A \$250,835 Local Title III \$26,972 CATE \$2,700,190 State Compensatory \$1,991,675 Edgenuity High School Allotment \$284,390 Region IV ESC</p>	<p>Needs Assessment Program Evaluation Self-Assessment Sign-in Sheets 2018 State Assessment and self-assessment Completed Plans PBMAS Report Campus Training Records, RTI Conferences, 504 Conference, Region 4 ESC Benchmark Assessments Lesson Plans Progress Reports Report Cards Course Enrollment TAPR</p>

Goal 1: Needville ISD will demonstrate and sustain growth in student achievement

Objective 2: Ensure all Needville ISD special programs are in compliance with program effectiveness indicators and ensure compliance and program effectiveness by providing staff development to all NISD staff.

Activity	Person(s)	Timeline	Resources	Formative
----------	-----------	----------	-----------	-----------

Strategy	Responsible			Evaluation
<p>4. Utilize scientifically-based research and evaluate new curriculum instructional methods for use in gifted program, ESL and Students with Disabilities programs</p> <p>5. Ensure that students who are limited English proficient (LEP) attain English proficiency and develop high levels of academic attainment in English and other subject areas</p> <p>6. Provide grade level standards-based instruction in multi-grade self-contained classrooms</p> <p>7. Provide researched based instructional practices and materials for students with disabilities</p> <p>8. Provide Special Education classrooms with appropriate assistive technologies designed to provide increased access to general curriculum</p>	<p>Director of Special Education Asst. Superintendent Campus Principals Certified ESL Teachers Certified GT Teachers Parent Liaison Coordinator of Technology</p>	<p>August-June</p>	<p>Special Education ESL Title III \$36,972 State GT \$58,091 CMC Special Ed</p>	<p>State Assessment TELPAS IEP Records ARDS Lesson Plans Curriculum Observations Completion Rate</p>

Goal 1: Needville ISD will demonstrate and sustain growth in student achievement.

Objective 3: State Assessments, TELPAS, TPRI, and achievement scores for all students and special populations will improve yearly with a goal of 90% passing in each demographic group, content area, and overall.

Activity Strategy	Person(s) Responsible	Timeline	Resources	Formative Evaluation
<ol style="list-style-type: none"> 1. Provide tutoring as needed with staff or volunteers before, during, after, and summer school 2. Address the components of Title I 3. Continue <i>Response to Intervention (RTI)</i> to identify, serve, and monitor special population groups 4. Use TRS Unit assessments, TRS performance indicators and other formative and summative assessment tools and the data in DMAC to check learning by student expectation to determine learning and teaching gaps in order to modify and supplement instruction to improve learning. 5. Provide to students in need of assistance-data-driven interventions during the school day with teachers, paras, tutorials, credit recovery classes, SSI summer school in order for students to make gains and work toward mastery of grade level TEKS. 	<p>Assistant Superintendent District Assessment Coordinator Counselors Campus Principals Coaches Teachers</p>	<p>August-May</p>	<p>SCE \$1,541,064 Local Campus Texas Education Agency Region IV ESC Renaissance Title I A \$250,835 Title III \$26,972 TEKS Resource</p>	<p>Report Cards Benchmark Tests Title Budget Decline in Referrals Feedback from Teachers and Students Program Evaluations Six Weeks Test TAPR State Assessments TALA Certificates Content Academy Certificates Observation at ELPS Strategies in lesson plans TEA PEIMS Report Summer School Schedule System Safeguards TPRI Walkthroughs</p>

Goal 1: Needville ISD will demonstrate and sustain growth in student achievement.

Objective 4: Through the teaching of the TEKS, all students accountability groups, grades 3-11, will achieve levels of achievement to be determined (by TEA) on the State of Texas Assessments of Academic Readiness (STAAR) and meet federal accountability requirements.

Activity Strategy	Person(s) Responsible	Timeline	Resources	Formative Evaluation
<ol style="list-style-type: none"> 1. Maximize the teaching of appropriate TEKS by all staff members utilizing time on task and collaboration of vertical and grade level teams 2. Analyze and disaggregate STAAR/EOC/ data by subgroups and programs with the use of DMAC 3. Administer Benchmarks to track student growth and performance 3-11 in core areas 4. Provide staff development on State assessment vocabulary 3-8 in reading, math, and science 5. Identify and teach common words that are used on STAAR questions (such as infer, evaluate, prioritize, etc.) using flash cards, word walls, etc. 6. Continue principal observations and walk-throughs to ensure time on task 7. Use concrete manipulatives, games, and labs to teach science and math concepts 8. Implement strategies focusing on writing for all subjects in core subject areas 	<p>Principal Teachers Asst. Supt. Asst. Principals Administration</p>	<p>August-July May-October Fall/Winter August-May</p>	<p>Local SCE Region IV ESC Texas Education Agency ESSA Thinking Maps DMAC Texas Academic Performance Report TEKS Resource Renaissance</p>	<p>State Assessments Benchmark Results Teacher Feedback Lesson Plans PBMAS Principal Walk -throughs Report Cards STAAR TPRI Accountability Reports Journal Writing Six Weeks Test Diagnostic Test Summative Exams Texas Academic Performance Report System Safeguards</p>

Goal 1: Needville ISD will demonstrate and sustain growth in student achievement.

Objective 4: Through the teaching of the TEKS, all students accountability groups, grades 3-11, will achieve levels of achievement to be determined (by TEA) on the State of Texas Assessments of Academic

readiness (STAAR) and meet federal accountability requirements.

Activity Strategy	Person(s) Responsible	Timeline	Resources	Formative Evaluation
<p>9. Provide curriculum alignment workshops with coordinated planning across grades and subjects</p> <p>10. Teachers will use Thinking Maps as a graphic organizer and for thinking</p> <p>11. Build academic vocabulary instruction in K-12 classrooms in all core areas</p> <p>12. Increase the use of DMAC data analysis software to engage teachers and administrators in collaborative improvement discussions that ensure high levels of student learning based on data results</p> <p>13. Student not performing at SSI requirements in reading or math in grades 5 & 8, students not passing standards for the next grade level will be considered for district summer school</p> <p>14. Students are provided with reduced class sizes (where appropriate) to increase academic achievement</p> <p>15. Increase Masters Level : Advanced performance on STAAR test for all subjects</p>	<p>Campus Principal Teachers</p>	<p>August - July</p>	<p>Local Title II \$18,000 SCE \$1,608,371 Region IV ESC ESSA Texas Education Agency Thinking Maps DMAC Texas Academic Performance Report Grades Test Scores Renaissance</p>	<p>State Assements Benchmark Results Teacher Feedback Lesson Plans PBMAS Principal Walk -throughs Report Cards STAAR results TPRI Accountability Reports Journal Writing Six Weeks Test Diagnostic Test Summative Exams Texas Academic Performance Report System Safeguards</p>

Goal 1: Needville ISD will demonstrate and sustain growth in student achievement.

Objective 5: Meet or exceed the annual student attendance rate threshold of 97.0% each year.

Activity Strategy	Person(s) Responsible	Timeline	Resources	Formative Evaluation
<p>1. Contact parents when students are at risk of violating the 90% attendance rule</p> <p>2. Monitor attendance, by campus, each six weeks and report to school board.</p> <p>3. Use truancy court to hold students and /or parents accountable</p>	<p>Campus Principals CARC Membership Superintendent Assistant Superintendent Campus Principal District PEIMS Clerk District PEIMS Coordinator Teachers</p>	<p>Sept.-June</p>	<p>CARC Committee PTA Community/Corporate Sponsors Awards Assemblies PEIMS Clerk PEIMS Coordinator Justice of the Peace NISD Police Officer ADA CARC Handbook TxEIS Texas Academic Performance Report</p>	<p>Increased Completion Rate Attendance Reports TAPR PEIMS Reports Parent Contact Log Letter to Parents Retention of CARC Students Attendance data received at the end of each six weeks PEIMS Snapshot data</p>

Goal 1: Needville ISD will demonstrate and sustain growth in student achievement.

Objective 6: Maintain exemplary dropout rate which is less than or equal to 1% in all student groups.

Activity Strategy	Person(s) Responsible	Timeline	Resources	Formative Evaluation
<p>1. Monitor at-risk students for attendance and completion of school work for student success</p> <p>2. Serve students at-risk of dropping out of school (14.09)</p> <ul style="list-style-type: none"> * Extended Day * Dropout Prevention Program * Credit Recovery Program * Failure Rate * Graduation Rate * Summer School * Edgenuity <p>3. Provide adequate academic, teaching and learning, career and personal counseling services to junior high and high school students and parents</p> <p>4. Engage students in co- and extra-curricular activities</p> <p>5. High School Counselors will Meet with the parent and student during 9th grade year to review the PGP and provide the TEA Graduation</p>	<p>Campus Administrators Teachers Counselors Sponsors Coaches</p>	<p>August-July</p>	<p>Counselors Teachers Edgenuity Credit Recovery Program PALS Mentor Program SCE Counselors Discipline Records Attendance Records Grade Reports High School Allotment \$284,390 SCE \$1,608,371 Local Naviance</p>	<p>PEIMS Attain 0% Dropout Rate State Assessment Scores TAPR Six Weeks Monitoring Semester Tracking Attendance Reports Discipline Reports TAPR Reports Number of Graduates Number of Retentions Grade Reports Parents Night Sign-in Sheets College Night Sign-up Career Fair Participation Increased Participation Dropout Rate Decreases Meeting documentation</p>

Toolkit.				
----------	--	--	--	--

Goal 1: Needville ISD will demonstrate and sustain growth in student achievement.

Objective 6: Maintain exemplary dropout rate which is less than or equal to 1% in all student groups.

Activity Strategy	Person(s) Responsible	Timeline	Resources	Formative Evaluation
6. High school students not passing portions of state	Campus Principals Counselors	August-July August- December	Local Senate Bill 1108, Section	Results of the state assessment tests

<p>assessment exam will be assigned to specific classes.</p> <p>7. Develop personal graduation plans for students in grades 7-12 to create rich planning, monitoring, and intervention strategies.</p> <p>8. Implement training on HB 5 to create awareness of existing pathways to the world of work.</p> <p>9. Implement a comprehensive school based college enrollment process for all students including the completion of college application, FAFSA, and a college essay through English classes.</p>	<p>District Assessment Coordinator Assistant Superintendent Teachers</p>		<p>7 Texas Education Agency Region IV ESC SCE CATE</p>	<p>TAPR Course Selections Agendas Sign-in sheets Personal graduation plan Naviance</p>
--	--	--	--	--

Goal 1: Needville ISD will demonstrate and sustain growth in student achievement.

Objective 7: All students will graduate from high school on time, college and career ready.

Activity Strategy	Person(s) Responsible	Timeline	Resources	Formative Evaluation
-------------------	-----------------------	----------	-----------	----------------------

<ol style="list-style-type: none"> 1. Continue to facilitate “Generation Texas” week to support a variety of college and career readiness initiatives. 2. Expand the accessibility to technology for all students to enhance computer literacy skills for the 21st century and reflected in college and career readiness standards. 3. Provide a robust selection of CTE classes to provide students appropriate career and technical education programs for all including special population students. Continue to add certifications for students to prepare them for immediate career options. 4. Develop personal graduation plans for students in grades 7-12 to create rich planning, monitoring and intervention strategies that include credit recovery options. 5. Provide pre AP/AP and Dual Credit Classes to promote college readiness 6. Utilize Naviance with grades 7-12 for college and career awareness and exploration to better align student interests and plans with high school graduation plans. 7. Encourage and support students to take ACT/SAT/AP or other college entrance examinations. 8. Provide information to parents and students on FAFSA and scholarships 	<p>Assistant Superintendent District Technology Team Counselors Principals CTE Teachers</p>	<p>August - July October-March</p>	<p>Instructional materials allotment \$584,743 Local funds Region IV ESC Texas Education Agency Naviance Counselor CTE Funds Title II - \$1,700 CTE Curriculum</p>	<p>State Assessments PBMAS PEIMS Graduation Report Personal Graduation Plans End of Year Report Cards Course Catalog College Applications Student Schedules Pre-AP and AP Class Rosters Number of Students Passing Certification Test per Program Scholarships Received System Safeguards</p>
--	---	--	--	---

Goal 2: Needville ISD will improve home/community involvement within the district.

Objective 1: Needville ISD will increase staff, community, and parent communication and participation to meet the needs of students, parents, and staff in an open, honest, and timely manner

Activity Strategy	Person(s) Responsible	Timeline	Resources	Formative Evaluation
<p>1. Involve Parents in the education of their children (14.06)</p> <ul style="list-style-type: none"> • Parent/Teacher Conferences • Parent Volunteers • Parent Education (G/T, Bilingual/ESL, Special Ed.) • Open House • Title I Parent Meetings/Compacts • Scholarship Programs • Parent Portal • Career Days • Family Nights • College Readiness sessions • Awards Day • District/School Websites • Newsletters • PTA • Meet the Teacher • Public School Week • Title I compacts • Book Fairs <p>2. Review and expand the school district's presence, identity, initiatives, and accomplishments throughout the community through a variety of media, including the school district's website, newspaper, brochures, other media</p>	<p>District Administration Campus Principals Teachers Asst. Superintendent Coordinator of Technology Webmaster</p>	<p>August-May</p>	<p>Title I \$1,000 Local Newsletters Website Local Newspaper Texas Education Agency SBDM Committees NISD Legal/Local policy Technology Allotment Local</p>	<p>Surveys Sign-in sheets Agendas Positive Press Community Support</p>

Goal 2: Needville ISD will improve home/community involvement within the district.

Objective 1: Needville ISD will increase staff, community, and parent communication and participation to meet the needs of students, parents, and staff in an open, honest, and timely manner.

Activity Strategy	Person(s) Responsible	Timeline	Resources	Formative Evaluation
<p>3. Schedule individual parent conferences or phone contacts – minimum of 2 times per year</p> <p>4. Encourage parental, community, and business involvement to participate on the DAC, CIP, SHAC and other advisory groups</p> <p>5. Parent Portal to be accessible to parents</p> <p>6. Translate more school documents and parent information sheets into Spanish for Hispanics</p> <p>7. Inform parents and students of scholarships, grants, financial aid, etc. through the counseling departments</p> <p>8. NISD will establish collaborative relationships with all stakeholders and will exchange “real world” information to better prepare students for the work force, ie Achieve Texas</p>	<p>Campus Administrators Teachers Superintendent Technology Director Staff Counselors</p>	<p>August-May</p>	<p>Local Community and Parent Volunteers Technology Budget Principals CATE \$2,700,190</p>	<p>Feedback Website Visitors Log in Participation Parent-Teacher Conference Forms Surveys Sign in Sheets</p>

Goal 3: Needville ISD will provide opportunities to enhance instruction through more effective staff development.

Objective 1: Organize to successfully support a high-performance system.

Activity Strategy	Person(s) Responsible	Timeline	Resources	Formative Evaluation
<ol style="list-style-type: none"> 1. PBMAS report will be provided from each campus with a staging goal of zero for each indicator measured 2. Campuses will complete a comprehensive needs assessment on all Texas Academic Performance Report criteria to support district and campus goals 3. District and campuses will score 100% on each category of the "system safeguards" 4. Contract with trainers and consultants to provide ongoing professional development directly related to district goals and district needs and to target deficiencies found in system safeguards, PBMAS, or other assessment processes. 	<p>Special Education Director Spec Ed Core Team Asst. Superintendent ESL Core Team CATE Director Campus Principals</p>	<p>When TEA releases</p>	<p>Special Education Local Region IV ESC Texas Education Agency DMAC Title II A \$7,000</p>	<p>PBMAS Campus Plans Program Evaluation Texas Academic Performance Standards State Assessment results System Safeguards Report</p>

Goal 3: Needville ISD will provide opportunities to enhance instruction through more effective staff development.

Objective 2: Needville ISD will improve the skills, knowledge, and abilities of employees so that all employees have a better understanding of what the district is striving to accomplish, have current knowledge of new technologies and best practices, and are able to find meaningful ways to better contribute to student

Activity Strategy	Person(s) Responsible	Timeline	Resources	Formative Evaluation
<ol style="list-style-type: none"> 1. Needville ISD will provide quality staff development in all program areas required by TEA and in identified areas of need with appropriate emphasis on new technologies, leadership (at all levels) and accomplishment of Needville ISD goals 2. Provide opportunities for faculty and staff to attend professional development and training relevant to their content area and/or instruction 3. Building Leadership Capacity 4. Provide staff development opportunities to improve instruction in language arts, mathematics, science, social studies and technology instruction to support student achievement 5. Provide professional development to impact student performance <ul style="list-style-type: none"> * Career & Tech * Dyslexia * Violence Prevention * Differentiated Instruction * Gifted/Talented * Technology * Drop Out 	<p>Superintendent Assistant Superintendent Campus Principals Human Resources</p>	<p>August-July</p>	<p>Title II A \$56,000 Local funds DMAC Data Region IV TEA Outside providers Computer Labs</p>	<p>Staff Development Records Sign-In Sheets Individual Program Evaluations TTESS Summatives PEIMS discipline report PBMAS Certificates of attendance Test Scores</p>

--	--	--	--	--

Goal 4: Needville ISD will provide a safe school environment conducive to student achievement.

Objective 1: Needville ISD will implement more uniform and consistent procedures, classroom management plans, and discipline plans to produce a safe environment conducive to learning.

Activity Strategy	Person(s) Responsible	Timeline	Resources	Formative Evaluation
-------------------	-----------------------	----------	-----------	----------------------

<ol style="list-style-type: none"> 1. Educate and assist principals regarding the creation of a multi-hazard plan that addresses all four phases of the crisis emergency management cycle. Conduct training, drills, and audits to ensure coordination with all aspects of the emergency operation plan (EOP) 2. District policies will be reviewed/renewed annually to support enforcement of student discipline procedures 3. Needville ISD will continue to develop and emphasize students taking responsibility and being accountable for their actions; and continue instruction in character education for all students 4. Faculty will know discipline levels and enforce rules consistently 5. Establish and have available classroom rules, conduct charts and student code of conduct for students and parents 6. Increase teacher, student and parent awareness of issues regarding sexual abuse of children as required by HB 1041 7. HS students will be taught P.A.P.A. curriculum related to parenting responsibility of teen fathers 	<p>Assistant Superintendent Campus Principals District Police Superintendent Counselor Teachers/Staff Health Teachers and PE Teachers</p>	<p>August-July August - May Each Semester</p>	<p>Local Website</p>	<p>District Crisis Emergency Plan Campus Plans Safety Drills Incidents Office Referrals PEIMS Reports Lesson Plans TTESS Staff Evaluations Signed receipt: Student Code of Conduct and Student Handbooks Certificate in permanent folder Attendance at trainings</p>
---	---	---	----------------------	--

Goal 4: Needville ISD will provide a safe school environment conducive to student achievement.

Objective 1: Needville ISD will implement more uniform and consistent procedures, classroom management plan, and discipline plan to produce a safe environment conducive to learning.

Activity	Person(s) Responsible	Timeline	Resources	Formative Evaluation
----------	-----------------------	----------	-----------	----------------------

<p>8. Maintain a safe environment by monitoring locked closets, doors, floodlights, transportation vehicles, pest control, maintenance, cleaning services, buses, etc., and providing only one unlocked entrance to each campus to the public</p> <p>9. Campus drills(fire/tornado/lock down) are completed monthly to prepare students and staff for emergencies</p> <p>10. Continue Safe and Drug Free Schools Program to include counseling, character education, drug dog usage, Red Ribbon activities, and bullying</p> <p>11. Continue to utilize and support a school district police officer for maintaining safe and orderly campuses</p> <p>12. Teachers and administrators will receive compliance trainings and resources for teen dating as required by HB 121, Bloodborne Pathogens, Child Abuse, Sexual Harassment, Bullying Prevention, Suicide Prevention, Diabetes Overview, Anaphylaxis and severe allergic reactions</p> <p>13. Drug dogs, random drug screenings and other preventive techniques will be used to identify and address incidents of drug use among students</p>	<p>Maintenance Director Transportation Director Cleaning Services Campus Principals Asst. Principals Counselors Superintendent Nurse Police Officer</p>	<p>August -May</p>	<p>Local Region IV ESC Needville Volunteer Fire Department NISD Police Officer PALS Mentor Programs</p>	<p>Campus Agendas Documentation Feedback Following Practice Drills Documented Log for Drills Surveys Reduced Incidents 425 Discipline Reports Sign-in sheets Evaluation</p>
---	---	--------------------	---	---

Goal 4: Needville ISD will provide a safe school environment conducive to student achievement.

Objective 2: NISD will implement programs in health and wellness for students, faculty, and staff including nutrition and physical education.

Activity Strategy	Person(s) Responsible	Timeline	Resources	Formative Evaluation
1. NISD will maintain a School Health	Nurses	August-May	Local	Sign in Sheets

<p>Advisory Committee to support coordinated health programming</p> <ol style="list-style-type: none"> 2. Continue quality health services and screenings for students 3. State mandated Fitness Gram will be administered to every student grades 3-12 4. Ensure that participating students in grades K-6 engage in physical activity for 45 minutes per day 5. Students(K-8) will participate in a coordinated school health program through the classrooms and the PE program 6. Abstinence will be presented to JH and high school students as the preferred choice related to human sexuality among young, unmarried students 	<p>Asst. Superintendent Campus Principals Counselors Teachers Campus Nurses Health and PE teachers</p>	<p>December-March December-May</p>	<p>Community Health Charts Fitness Gram Results Local Scott and White's "Living Well Aware" Curriculum Aim For Success</p>	<p>Minutes from Meetings Meet and exceed state guidelines for SHAC council Sign-In Sheets Monthly Absence From Duty Reports Attendance Awards Local Budget Campus Master Schedule Lesson Plans 90% of all students will meet state guidelines on fitness gram Walkthroughs Feedback Decrease in number of student pregnancies</p>
--	--	--	--	---

Program	Purpose	Entitlement
State Compensatory Education	Enhance and improve the regular education program to increase the academic achievement and to reduce the dropout rate of identified students in at-risk situations. Supplements Local Funds.	\$1,608,371
Bilingual	Address the needs of students whose home language is one other than English.	\$202,372

Special Education	Address the needs of students identified with disabling conditions.	\$1,991,675
Gifted and Talented	To identify and provide services for students identified as gifted/talented.	\$58,091
Career & Technology (Perkins)	Develop more fully the academic and occupational skills of all segments of the student populations, ultimately assisting to make the U.S. more competitive.	\$23,001
Career and Technology Allotment	To enable schools to provide quality teachers to provide occupational skills of all segments of the student populations to gain experience and knowledge in fields of work that will certify students and make them marketable.	\$2,700,190
Title I, Part A	To enable schools to provide opportunities for children served to acquire the knowledge and skills contained in the state content standards and to meet the state student performance standards developed for all children.	\$250,835
Title II, Part A	To increase student achievement through improving teacher and principal quality and increasing the number of highly qualified teacher, principals and assistant principal in schools.	\$56,998
Title III	To help insure that limited English proficient children and immigrant children attain English language proficiency and meet the same standards that all children are expected to meet.	\$26,972
Title IV	A grant known as Student Support and Academic Enrichment Grant to provide students with a well-rounded education, to support safe and healthy students, and to support the effective use of technology.	\$15,431
High School Allotment	The purpose is to improve high school graduation and college readiness rates.	284,390
Instructional Materials Allotment	The purpose is to purchase instructional materials and technology equipment to deliver TEKS.	\$584,743