

# **Three Part Budget**

## Proposed Expenditures - Three Part Budget 2020-2021

CODE	ACCOUNT	2019-2020 3-Part BUDGET	2020-2021 3-Part BUDGET	\$ DIFFERENCE	% DIFFERENCE
<b>ADMINISTRATIVE BUDGET</b>					
1010	BOARD OF EDUCATION	\$ 47,445	\$ 46,745	\$ (700)	
1040	DISTRICT CLERK	\$ 23,835	\$ 24,120	\$ 285	
1060	DISTRICT MEETING	\$ 26,540	\$ 18,930	\$ (7,610)	
1240	CHIEF SCHOOL ADMINISTRATOR OFFICE	\$ 308,780	\$ 315,625	\$ 6,845	
1310	BUSINESS ADMINISTRATION	\$ 601,125	\$ 610,365	\$ 9,240	
1320	AUDITING SERVICES	\$ 68,200	\$ 65,450	\$ (2,750)	
1325	DISTRICT TREASURER	\$ 11,000	\$ 11,275	\$ 275	
1345	PURCHASING AGENT	\$ -	\$ 30,000	\$ 30,000	
1420	LEGAL SERVICES	\$ 57,722	\$ 64,500	\$ 6,778	
1430	PERSONNEL	\$ 94,840	\$ 121,515	\$ 26,675	
1480	PUBLIC INFORMATION	\$ 55,750	\$ 52,460	\$ (3,290)	
1680	CENTRAL DATA PROCESSING	\$ 94,120	\$ 119,945	\$ 25,825	
1910	INSURANCE	\$ 219,120	\$ 230,305	\$ 11,185	
1981	SPECIAL ITEMS	\$ 215,945	\$ 216,360	\$ 415	
2010	CURRICULUM DEVELOPMENT	\$ 190,715	\$ 236,210	\$ 45,495	
2020	SUPERVISION	\$ 1,097,070	\$ 1,222,145	\$ 125,075	
2070	INSERVICE TRAINING-INSTRUCTION	\$ 149,495	\$ 147,570	\$ (1,925)	
9062	EMPLOYEE BENEFITS	\$ 1,156,126	\$ 1,270,040	\$ 113,914	
	<b>Total Administration</b>	<b>\$ 4,417,828</b>	<b>\$ 4,803,560</b>	<b>\$ 385,732</b>	<b>8.73%</b>
	<b>Admin as a % of total budget</b>	<b>10.99%</b>	<b>11.70%</b>		
<b>PROGRAM BUDGET</b>					
1420	LEGAL SERVICES	\$ 57,723	\$ 64,500	\$ 6,777	
2110	REGULAR SCHOOL	\$ 11,001,415	\$ 10,526,645	\$ (474,770)	
2250	SPECIAL EDUCATION	\$ 4,730,290	\$ 5,094,395	\$ 364,105	
2259	ENGLISH LANGUAGE LEARNERS	\$ -	\$ 609,450	\$ 609,450	
2270	MATH / ELA	\$ 938,145	\$ 1,113,220	\$ 175,075	
2610	SCHOOL LIBRARY	\$ 421,505	\$ 461,310	\$ 39,805	
2630	COMPUTER ASSISTED INSTRUCTION	\$ 1,013,325	\$ 965,220	\$ (48,105)	
2805	ATTENDANCE	\$ 75,900	\$ 76,660	\$ 760	
2810	TESTING SERVICES	\$ 133,120	\$ 123,715	\$ (9,405)	
2815	HEALTH SERVICES-NURSES	\$ 345,455	\$ 355,145	\$ 9,690	
2820	PSYCHOLOGICAL SERVICES	\$ 765,095	\$ 839,475	\$ 74,380	
2850	CO-CURRICULAR ACTIVITIES	\$ 26,330	\$ 50,900	\$ 24,570	
5510	DISTRICT TRANSPORTATION	\$ 288,450	\$ 283,480	\$ (4,970)	
5540	CONTRACT TRANSPORTATION	\$ 701,190	\$ 619,775	\$ (81,415)	
9950	INTERFUND TRANSFERS	\$ 205,160	\$ 206,760	\$ 1,600	
9062	EMPLOYEE BENEFITS	\$ 8,821,469	\$ 8,656,966	\$ (164,503)	
	<b>Total Program</b>	<b>\$ 29,524,572</b>	<b>\$ 30,047,616</b>	<b>\$ 523,044</b>	<b>1.77%</b>
	<b>Program as a % of total budget</b>	<b>73.47%</b>	<b>73.16%</b>		
<b>CAPITAL BUDGET</b>					
1620	OPERATIONS	\$ 1,984,715	\$ 1,956,715	\$ (28,000)	
1621	MAINTENANCE	\$ 596,380	\$ 615,850	\$ 19,470	
1622	SECURITY	\$ 207,425	\$ 234,280	\$ 26,855	
1930	JUDGEMENTS AND CLAIMS	\$ -	\$ -	\$ -	
9062	EMPLOYEE BENEFITS	\$ 781,250	\$ 743,994	\$ (37,256)	
9760	DEBT SERVICE	\$ 1,619,030	\$ 1,613,360	\$ (5,670)	
9760	LIBRARY DEBT SERVICE	\$ 603,475	\$ 607,875	\$ 4,400	
9950	INTERFUND TRANSFERS	\$ 450,000	\$ 450,000	\$ -	
	<b>Total Capital</b>	<b>\$ 6,242,275</b>	<b>\$ 6,222,074</b>	<b>\$ (20,201)</b>	<b>-0.32%</b>
	<b>Capital as a % of total budget</b>	<b>15.54%</b>	<b>15.14%</b>		
<b>TOTAL BUDGET</b>		<b>\$ 40,184,675</b>	<b>\$ 41,073,250</b>	<b>\$ 888,575</b>	<b>2.21%</b>

# **Property Tax Report Card**

\*\*\*\*Please use Chrome or Firefox browsers when entering the Business Portal to complete the PTRC. Internet Explorer is NOT recommended.\*\*\*\*

Note: Some data elements of the Property Tax Report Card have been revised or renamed to more closely follow the Property Tax Cap calculations districts complete on the Office of the State Comptroller website. Please see the Help text above for definitions. Additional guidance on the Property Tax Levy Limit is available on the Office of Educational Management Services website:  
<http://www.p12.nysed.gov/mgtserv/propertytax/taxcap/>.

Please also submit an electronic version (PDF or Word) of your school district's 2020-21 Budget Notice to: emscmgt@nysed.gov. This will enable us to help correct any formula or data entry discrepancy quickly.

**Notice: The Enacted Budget allows school districts to establish a reserve fund for NYS Teachers' Retirement System Contributions, effective immediately. This reserve, if applicable, should be reported in the Schedule of Reserves under 'Other Reserve' and with a description that says: "To fund employer retirement contributions to the New York State Teachers' Retirement System (TRS.)"**

Form Due - April 27, 2020

Form Preparer Name: MICHAEL G. FRANK  
Preparer's Telephone Number: 516-434-2310

<b>Shaded Fields Will Calculate</b>	<b>Budgeted 2019-20 (A)</b>	<b>Proposed Budget 2020-21 (B)</b>	<b>Percent Change (C)</b>
Total Budgeted Amount, not including Separate Propositions	40,184,675	41,073,250	2.21 %
A. Proposed Tax Levy to Support the Total Budgeted Amount <sup>1</sup>	31,751,704	32,599,953	
B. Tax Levy to Support Library Debt, if Applicable			
C. Tax Levy for Non-Excludable Propositions, if Applicable <sup>2</sup>			
D. Total Tax Cap Reserve Amount Used to Reduce Current Year Levy, if Applicable			
E. Total Proposed School Year Tax Levy (A+B+C-D)	31,751,704	32,599,953	2.67 %
F. Permissible Exclusions to the School Tax Levy Limit	1,231,783	1,302,089	
G. School Tax Levy Limit, <u>Excluding</u> Levy for Permissible Exclusions <sup>3</sup>	30,553,287	31,297,864	
H. Total Proposed Tax Levy for School Purposes, <u>Excluding</u> Permissible Exclusions and Levy for Library Debt, Plus Prior Year Tax Cap Reserve (E-B-F+D)	30,519,921	31,297,864	
I. Difference: (G-H);(negative value requires 60.0% voter approval) <sup>2</sup>	33,366	0	
Public School Enrollment	1,718	1,721	0.17 %
Consumer Price Index			1.81 %

<sup>1</sup> Include any prior year reserve for excess tax levy, including interest.

<sup>2</sup> Tax levy associated with educational or transportation services propositions are not eligible for exclusion under the School Tax Levy Limit and may affect voter approval requirements.

<sup>3</sup> For 2020-21, includes any carryover from 2019-20 and excludes any tax levy for library debt or prior year reserve for excess tax levy, including interest.

	Actual 2019-20 (D)	Estimated 2020-21 (E)
Adjusted Restricted Fund Balance	9,809,117	10,750,552
Assigned Appropriated Fund Balance	445,618	570,250
Adjusted Unrestricted Fund Balance	1,607,387	1,642,930
Adjusted Unrestricted Fund Balance as a Percent of the Total Budget	4.00 %	4.00 %

**Schedule of Reserve Funds**

Reserve Type	Reserve Name	Reserve Description *	3/31/20 Actual Balance	6/30/20 Estimated Ending Balance	Intended Use of the Reserve in the 2020-21 School Year (Limit 200 Characters)**
--------------	--------------	-----------------------	------------------------	----------------------------------	---

**Note: Be sure to click on the Save button at the bottom after each additional Reserve you add under Capital, Property Loss, Liability, or Other Reserve.**

Capital	RESERVE FOR CAPITAL PROJECTS	For the cost of any object or purpose for which bonds may be issued.	6,487,457	7,134,218	not intended to be utilized for the 2020-2021 school year at this time
Repair		For the cost of repairs to capital improvements or equipment.			
Workers Compensation		For self-insured Workers Compensation and benefits.			
Unemployment Insurance	RESERVE FOR UNEMPLOYMENT INSURANCE	For reimbursement to the State Unemployment Insurance Fund.	51,593	51,000	Used to reimburse the State for payments made. The District chose the benefit reimbursement method, meaning we reimburse NYS for actual claims incurred. We do not pay NYS a fixed premium for coverage.
Reserve for Tax Reduction		For the gradual use of the proceeds of the sale of school district real property.			
Mandatory Reserve for Debt Service		For proceeds from the sale of district capital assets or improvement, restricted to debt service.			
Insurance		For liability, casualty, and other types of			

		uninsured losses.			
Property Loss + (add)		To cover property loss.	<input type="text"/>	<input type="text"/>	
Liability		To cover incurred liability claims.	<input type="text"/>	<input type="text"/>	
Tax Certiorari		For tax certiorari settlements.	<input type="text"/>	<input type="text"/>	
Reserve for Insurance Recoveries		For unexpended proceeds of insurance recoveries at fiscal year end.	<input type="text"/>	<input type="text"/>	
Employee Benefit Accrued Liability	RESERVE FOR EMPLOYEE BENEFITS ACCRUED LIABILITY	For accrued 'employee benefits' due to employees upon termination of service.	1,373,935	1,360,542	Used to pay for unused accumulated leave time contractually provided to certain groups of employees upon termination of service. This typically includes payment for unused sick and vacation leave.
Retirement Contribution	RESERVE FOR RETIREMENT CONTRIBUTIONS - ERS	For employer retirement contributions to the State and Local Employees' Retirement System.	1,687,453	1,541,036	Used to pay for expenses to the NYS ERS. By utilizing this reserve, The District does not need to obtain additional funding from the taxpayers to cover the required expenditure.
Reserve for Uncollected Taxes		For unpaid taxes due certain city school districts not reimbursed by their city/county until the following fiscal year.	<input type="text"/>	<input type="text"/>	
Single Other Reserve	RESERVE FOR RETIREMENT CONTRIBUTIONS - TRS	Sub-reserve to the Reserve for Retirement Contributions - ERS	322,708	663,756	Used to pay for expenses to the NYS TRS. By utilizing this reserve, The District does not need to obtain additional funding from the taxpayers to cover the required expenditure.

\* **[NYSED Reserve Guidance:](http://www.p12.nysed.gov/mgtserv/accounting/docs/reserve_funds.pdf)**  
[http://www.p12.nysed.gov/mgtserv/accounting/docs/reserve\\_funds.pdf](http://www.p12.nysed.gov/mgtserv/accounting/docs/reserve_funds.pdf)

**[OSC Reserve Guidance:](http://osc.state.ny.us/localgov/pubs/listacctg.htm#reservefunds)**  
<http://osc.state.ny.us/localgov/pubs/listacctg.htm#reservefunds>

**\*\*Provide a brief, but specific, statement of the planned use and appropriation for the reserve in SY 2020-21. Mention any capital expenditures that will need to be voted upon in the upcoming Budget Vote.**

# **School Academic Report Cards**

## NEW HYDE PARK-GARDEN CITY PARK UFSD - NEW YORK STATE REPORT CARD [2018 - 19]

The New York State Report Card is an important part of the Board of Regents' effort to create educational equity and raise learning standards for all students. Knowledge gained from the report card on a school's or district's strengths and weaknesses can be used to improve instruction and services to students. The report card provides information to the public on school/district staff, students, and measures of school and district performance as required by the Every Student Succeeds Act (ESSA). Fundamentally, ESSA is about creating a set of interlocking strategies to promote educational equity by providing support to districts and schools as they work to ensure that every student succeeds. New York State is committed to ensuring that all students succeed and thrive in school no matter who they are, where they live, where they go to school, or where they come from.

### 2019-20 ACCOUNTABILITY STATUS BASED ON 2018-19 DATA

---

## GOOD STANDING

### MADE PROGRESS

NA

### SECTION 1003 SCHOOL IMPROVEMENT FUNDS (2018-19)

The link below provides a list of all Local Education Agencies and public schools that received section 1003 school improvement funds, including the amount of funds each school received and the types of strategies implemented in each school with such funds.

Section 1003 School Improvement Funds Data (54.71 kilobytes)

For information on the use of Title I School Improvement funds, see:

- 2017-18 Title I SIG 1003 Basic Application and Addendum for 2018-19 Extension
- 2018-19 Title I SIG 1003 Basic Planning
- 2019 NYSIP-PLC Phase II
- SIG Cohort 5, 6 and 7 Schools Funded with SIGA in 2018-19

### ELEMENTARY/MIDDLE STATUSES BY SUBGROUP

Subgroup	Status	Made Progress
All Students	Good Standing	NA
Asian or Native Hawaiian/Other Pacific Islander	Good Standing	NA
Hispanic or Latino	Good Standing	NA
Multiracial	Good Standing	NA
White	Good Standing	NA
English Language Learners	Good Standing	NA
Students with Disabilities	Good Standing	NA
Economically Disadvantaged	Good Standing	NA

### ELEMENTARY/MIDDLE INDICATOR LEVELS

Subgroup	Composite Performance	Growth	Composite Performance & Growth Combined	English Language Proficiency (ELP)	Progress	Chronic Absenteeism
All Students	4	2	4	4	4	4
American Indian or Alaska Native	—	—	—	—	—	—
Asian or Native Hawaiian/Other Pacific Islander	4	3	4	4	4	4
Black or African American	—	—	—	—	—	—
Hispanic or Latino	3	2	3	3	3	4
Multiracial	4	1	2	—	3	4
White	4	2	3	—	3	4
English Language Learners	3	4	3	4	1	3
Students with Disabilities	4	2	3	2	2	4
Economically Disadvantaged	4	3	4	4	4	4

### ELEMENTARY/MIDDLE COMPOSITE PERFORMANCE

Subgroup	Level
All Students	4
American Indian or Alaska Native	—
Asian or Native Hawaiian/Other Pacific Islander	4
Black or African American	—
Hispanic or Latino	3
Multiracial	4
White	4
English Language Learners	3
Students with Disabilities	4
Economically Disadvantaged	4

**ELEMENTARY/MIDDLE CORE SUBJECT PERFORMANCE**

Subgroup	Subject	Cohort	Index	Level
All Students	ELA	744	179	4
	Math	762	199	
	Science	179	243	
	Combined	1,685	195	
American Indian or Alaska Native	ELA	5	140	-
	Math	5	180	
	Science	-	-	
	Combined	10	-	
Asian or Native Hawaiian/Other Pacific Islander	ELA	484	183	4
	Math	493	205	
	Science	119	243	
	Combined	1,096	199	
Black or African American	ELA	5	120	-
	Math	6	100	
	Science	3	-	
	Combined	14	-	
Hispanic or Latino	ELA	87	167	4
	Math	91	175	
	Science	42	236	
	Combined	220	183	
Multiracial	ELA	38	167	4
	Math	38	205	
	Science	12	238	
	Combined	88	193	
White	ELA	150	177	4
	Math	154	199	
	Science	37	245	
	Combined	341	194	
English Language Learners	ELA	35	80	4
	Math	43	123	
	Science	11	241	
	Combined	89	121	
Students with Disabilities	ELA	56	105	4
	Math	59	131	
	Science	26	215	
	Combined	141	136	
Economically Disadvantaged	ELA	158	163	4

Subgroup	Subject	Cohort	Index	Level
	Math	165	189	
	Science	32	242	
	Combined	355	182	

**ELEMENTARY/MIDDLE WEIGHTED AVERAGE PERFORMANCE**

Subgroup	Subject	Cohort	Index	Level
All Students	ELA	941	141	4
	Math	940	162	
	Science	217	201	
	Combined	2,098	157	
American Indian or Alaska Native	ELA	6	117	-
	Math	6	150	
	Science	-	-	
	Combined	12	-	
Asian or Native Hawaiian/Other Pacific Islander	ELA	518	171	4
	Math	517	195	
	Science	125	232	
	Combined	1,160	188	
Black or African American	ELA	10	60	-
	Math	10	60	
	Science	4	-	
	Combined	24	-	
Hispanic or Latino	ELA	144	101	2
	Math	144	110	
	Science	63	157	
	Combined	351	115	
Multiracial	ELA	45	141	4
	Math	45	173	
	Science	13	219	
	Combined	103	165	
White	ELA	252	105	3
	Math	251	122	
	Science	55	165	
	Combined	558	119	
English Language Learners	ELA	83	34	2
	Math	82	65	
	Science	22	121	
	Combined	187	58	
Students with Disabilities	ELA	112	52	3
	Math	111	70	
	Science	46	122	
	Combined	269	71	
Economically Disadvantaged	ELA	219	118	4

Subgroup	Subject	Cohort	Index	Level
	Math	219	142	
	Science	48	162	
	Combined	486	133	

**ELEMENTARY/MIDDLE GROWTH (2016-17, 2017-18, AND 2018-19)**

Subgroup	Sum Of SGPs	Number Of SGPs	Index	Level
All Students	148,314	2,985	49.7	2
American Indian or Alaska Native	–	8	–	–
Asian or Native Hawaiian/Other Pacific Islander	99,030	1,956	50.6	3
Black or African American	–	4	–	–
Hispanic or Latino	15,651	316	49.5	2
Multiracial	3,359	76	44.2	1
White	29,612	625	47.4	2
English Language Learners	5,793	106	54.7	4
Students with Disabilities	6,180	124	49.8	2
Economically Disadvantaged	28,096	551	51	3

**ELEMENTARY/MIDDLE COMPOSITE PERFORMANCE AND GROWTH COMBINED**

Subgroup	Level
All Students	4
Asian or Native Hawaiian/Other Pacific Islander	4
Hispanic or Latino	3
Multiracial	2
White	3
English Language Learners	3
Students with Disabilities	3
Economically Disadvantaged	4

### ELEMENTARY/MIDDLE ELP

Subgroup	Number Of ELLs	Benchmark	Progress Rate	Success Ratio	Level
All Students	88	38%	51%	1.3	4
American Indian or Alaska Native	0	–	–	–	–
Asian or Native Hawaiian/Other Pacific Islander	59	41%	59%	1.4	4
Black or African American	0	–	–	–	–
Hispanic or Latino	58	40%	45%	1.1	3
Multiracial	0	–	–	–	–
White	0	–	–	–	–
English Language Learners	88	38%	51%	1.3	4
Students with Disabilities	40	41%	40%	1.0	2
Economically Disadvantaged	56	38%	54%	1.4	4

### ELEMENTARY/MIDDLE PROGRESS

Subgroup	Subject	Baseline	Cohort	Index	District MIP	State MIP	Long-Term Goal	Exceed Long-Term Goal	Met SH Target	Met AG Target	End Goal	Level	Average Of Levels
All Students	ELA	125	941	141	131	105	122	161	–	–	200	4	4
	Math	140	940	162	144	107	124	162	–	–	200	4	
American Indian or Alaska Native	ELA	–	6	–	–	–	–	–	–	–	–	–	–
	Math	–	6	–	–	–	–	–	–	–	–	–	
Asian or Native Hawaiian/Other Pacific Islander	ELA	160	518	171	164	157	164	182	–	–	200	4	4
	Math	180	517	195	182	174	179	189	–	–	200	4	
Black or African American	ELA	–	10	–	–	–	–	–	–	–	–	–	–
	Math	–	10	–	–	–	–	–	–	–	–	–	
Hispanic or Latino	ELA	78	144	101	88	95	113	157	–	–	200	3	3
	Math	88	144	110	97	92	111	155	–	–	200	3	
Multiracial	ELA	141	45	141	146	102	119	159	–	–	200	3	3
	Math	157	45	173	161	104	120	160	–	–	200	4	
White	ELA	94	252	105	102	102	119	160	–	–	200	3	3
	Math	103	251	122	111	110	126	163	–	–	200	3	
English Language Learners	ELA	67	83	34	77	67	90	145	N	–	200	1	1
	Math	133	82	65	139	83	103	152	N	–	200	1	
Students with Disabilities	ELA	47	112	52	60	61	85	142	Y	–	200	2	2
	Math	62	111	70	73	61	85	142	–	N	200	2	
Economically Disadvantaged	ELA	98	219	118	106	95	113	157	–	–	200	4	4
	Math	106	219	142	114	94	112	156	–	–	200	4	

### ELEMENTARY/MIDDLE CHRONIC ABSENTEEISM

Subgroup	Baseline	Students Enrolled	Students Chronically Absent	Chronic Absenteeism Rate	District MIP	State MIP	Long-Term Goal	Exceed Long-Term Goal	Met SH Target	Met AG Target	End Goal	Level
All Students	7.6	1,506	84	5.6%	7.4%	14.6%	12.8%	8.9%	–	–	5%	4
American Indian or Alaska Native	–	10	–	–	–	–	–	–	–	–	–	–
Asian or Native Hawaiian/Other Pacific Islander	6.1	853	38	4.5%	6.1%	8.2%	7.4%	6.2%	–	–	5%	4
Black or African American	–	16	–	–	–	–	–	–	–	–	–	–
Hispanic or Latino	9.6	219	23	10.5%	9.2%	19.8%	17%	11%	–	–	5%	4
Multiracial	0	62	1	1.6%	0%	16.5%	14.5%	9.8%	–	–	5%	4
White	9	392	21	5.4%	8.6%	10.5%	9.3%	7.2%	–	–	5%	4
English Language Learners	7.8	155	17	11%	7.6%	17.6%	15.2%	10.1%	–	–	5%	3
Students with Disabilities	15.4	177	14	7.9%	14.6%	21.5%	18.5%	11.8%	–	–	5%	4
Economically Disadvantaged	11.1	348	37	10.6%	10.7%	19.9%	17.1%	11.1%	–	–	5%	4

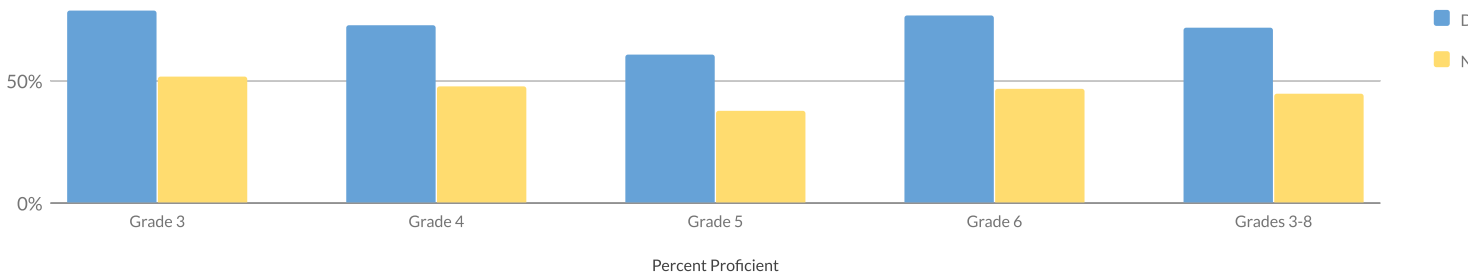
### ELEMENTARY/MIDDLE ELA PARTICIPATION RATE

Subgroup	Tested 95% In Current Year Or 2 Years Combined	Current Year Enrollment	Current Year Participation Rate	Current Year + Previous Year Enrollment	Current Year + Previous Year Participation Rate
All Students	X	1,014	75.1%	2,068	73.6%
American Indian or Alaska Native	–	4	–	–	–
Asian or Native Hawaiian/Other Pacific Islander	X	561	88.2%	1,121	88.1%
Black or African American	–	6	–	–	–
Hispanic or Latino	X	154	57.1%	315	56.8%
Multiracial	–	22	–	–	–
White	X	267	56.9%	566	53.5%
English Language Learners	X	48	37.5%	94	39.4%
Students with Disabilities	X	108	44.4%	222	42.8%
Economically Disadvantaged	X	236	69.1%	474	67.3%

## ELEMENTARY/MIDDLE MATHEMATICS PARTICIPATION RATE

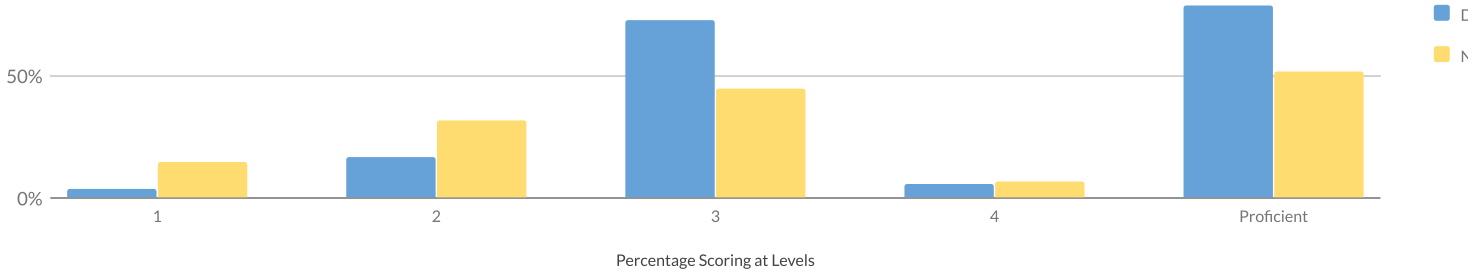
Subgroup	Tested 95% In Current Year Or 2 Years Combined	Current Year Enrollment	Current Year Participation Rate	Current Year + Previous Year Enrollment	Current Year + Previous Year Participation Rate
All Students	X	1,013	77.4%	2,065	75.5%
American Indian or Alaska Native	–	4	–	–	–
Asian or Native Hawaiian/Other Pacific Islander	X	560	90.5%	1,118	89.5%
Black or African American	–	6	–	–	–
Hispanic or Latino	X	155	60.7%	316	59.8%
Multiracial	–	22	–	–	–
White	X	266	58.7%	565	56.5%
English Language Learners	X	48	54.2%	93	51.6%
Students with Disabilities	X	107	47.7%	222	47.3%
Economically Disadvantaged	X	235	72.3%	470	70.2%

## GRADES 3-8 ENGLISH LANGUAGE ARTS SUMMARY RESULTS (2018-19)



Grade	Not Tested	Tested	Level 1		Level 2		Level 3		Level 4		Proficient (Levels 3 & 4)	
			#	%	#	%	#	%	#	%	#	%
Grade 3	58	186	8	4%	31	17%	135	73%	12	6%	147	79%
Grade 4	63	169	5	3%	40	24%	79	47%	45	27%	124	73%
Grade 5	62	226	27	12%	61	27%	94	42%	44	19%	138	61%
Grade 6	78	172	10	6%	30	17%	41	24%	91	53%	132	77%
Grades 3-8	262	753	50	7%	162	22%	349	46%	192	25%	541	72%

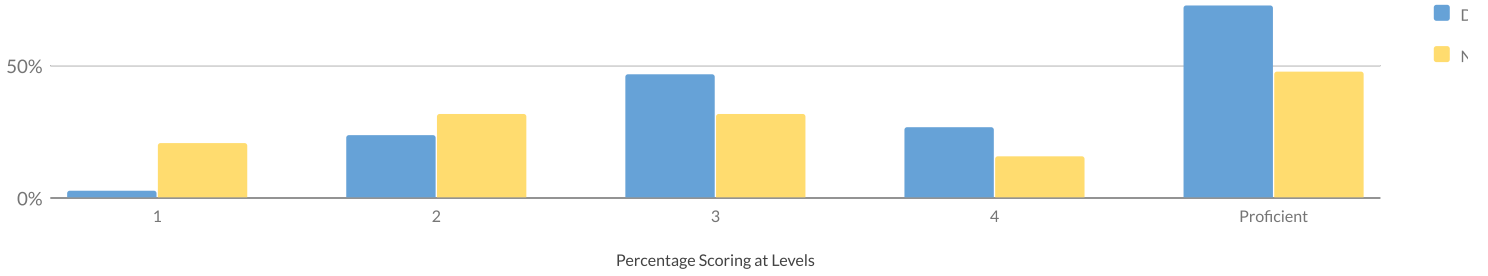
## GRADE 3 ELA RESULTS



**MEAN SCORE: 608**

Subgroup	Not Tested	Tested	Level 1		Level 2		Level 3		Level 4		Proficient (Levels 3 & 4)	
			#	%	#	%	#	%	#	%	#	%
All Students	58	186	8	4%	31	17%	135	73%	12	6%	147	79%
General Education	40	174	5	3%	28	16%	129	74%	12	7%	141	81%
Students with Disabilities	18	12	3	25%	3	25%	6	50%	0	0%	6	50%
American Indian or Alaska Native	0	1	—	—	—	—	—	—	—	—	—	—
Asian or Native Hawaiian/Other Pacific Islander	20	119	6	5%	18	15%	86	72%	9	8%	95	80%
Hispanic or Latino	19	28	—	—	—	—	—	—	—	—	—	—
White	19	35	0	0%	7	20%	27	77%	1	3%	28	80%
Multiracial	0	3	—	—	—	—	—	—	—	—	—	—
Small Group Total	19	32	2	6%	6	19%	22	69%	2	6%	24	75%
Female	25	91	4	4%	15	16%	66	73%	6	7%	72	79%
Male	33	95	4	4%	16	17%	69	73%	6	6%	75	79%
English Language Learners	11	8	3	38%	3	38%	2	25%	0	0%	2	25%
Non-English Language Learners	47	178	5	3%	28	16%	133	75%	12	7%	145	81%
Economically Disadvantaged	19	42	4	10%	9	21%	29	69%	0	0%	29	69%
Not Economically Disadvantaged	39	144	4	3%	22	15%	106	74%	12	8%	118	82%
Not Migrant	58	186	8	4%	31	17%	135	73%	12	6%	147	79%
Not Homeless	58	186	8	4%	31	17%	135	73%	12	6%	147	79%
Not in Foster Care	58	186	8	4%	31	17%	135	73%	12	6%	147	79%
Parent Not in Armed Forces	58	186	8	4%	31	17%	135	73%	12	6%	147	79%

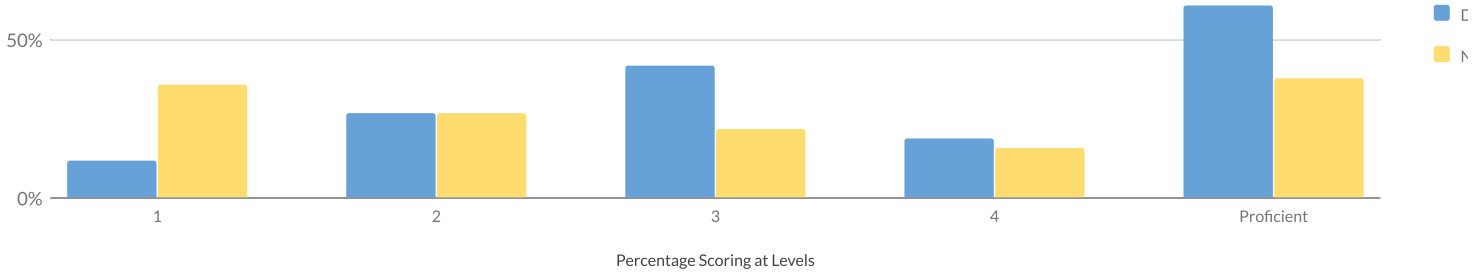
## GRADE 4 ELA RESULTS



**MEAN SCORE: 609**

Subgroup	Not Tested	Tested	Level 1		Level 2		Level 3		Level 4		Proficient (Levels 3 & 4)	
			#	%	#	%	#	%	#	%	#	%
All Students	63	169	5	3%	40	24%	79	47%	45	27%	124	73%
General Education	43	162	4	2%	36	22%	77	48%	45	28%	122	75%
Students with Disabilities	20	7	1	14%	4	57%	2	29%	0	0%	2	29%
Asian or Native Hawaiian/Other Pacific Islander	18	117	4	3%	21	18%	57	49%	35	30%	92	79%
Black or African American	2	1	–	–	–	–	–	–	–	–	–	–
Hispanic or Latino	17	13	0	0%	7	54%	4	31%	2	15%	6	46%
White	25	33	1	3%	8	24%	16	48%	8	24%	24	73%
Multiracial	1	5	–	–	–	–	–	–	–	–	–	–
Small Group Total	3	6	0	0%	4	67%	2	33%	0	0%	2	33%
Female	26	85	3	4%	23	27%	36	42%	23	27%	59	69%
Male	37	84	2	2%	17	20%	43	51%	22	26%	65	77%
English Language Learners	7	2	–	–	–	–	–	–	–	–	–	–
Non-English Language Learners	56	167	–	–	–	–	–	–	–	–	–	–
Economically Disadvantaged	25	29	2	7%	9	31%	13	45%	5	17%	18	62%
Not Economically Disadvantaged	38	140	3	2%	31	22%	66	47%	40	29%	106	76%
Not Migrant	63	169	5	3%	40	24%	79	47%	45	27%	124	73%
Not Homeless	63	169	5	3%	40	24%	79	47%	45	27%	124	73%
Not in Foster Care	63	169	5	3%	40	24%	79	47%	45	27%	124	73%
Parent Not in Armed Forces	63	169	5	3%	40	24%	79	47%	45	27%	124	73%

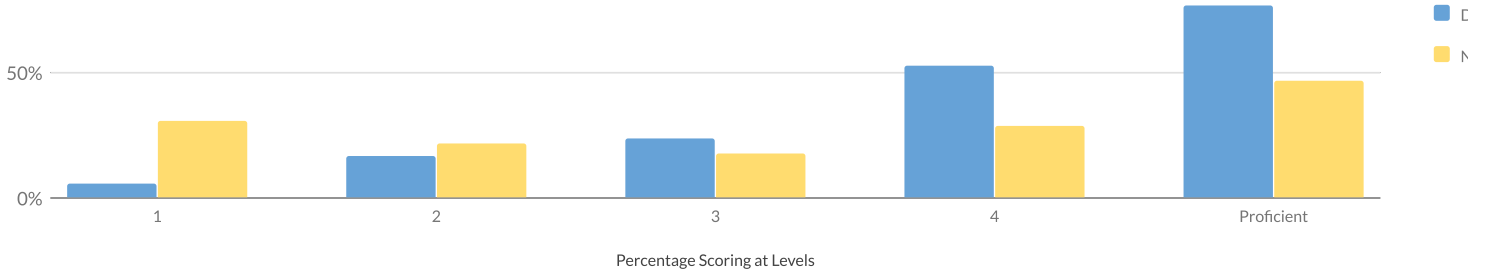
## GRADE 5 ELA RESULTS



**MEAN SCORE: 609**

Subgroup	Not Tested	Tested	Level 1		Level 2		Level 3		Level 4		Proficient (Levels 3 & 4)	
			#	%	#	%	#	%	#	%	#	%
All Students	62	226	27	12%	61	27%	94	42%	44	19%	138	61%
General Education	52	217	21	10%	58	27%	94	43%	44	20%	138	64%
Students with Disabilities	10	9	6	67%	3	33%	0	0%	0	0%	0	0%
American Indian or Alaska Native	0	3	—	—	—	—	—	—	—	—	—	—
Asian or Native Hawaiian/Other Pacific Islander	14	149	12	8%	45	30%	61	41%	31	21%	92	62%
Black or African American	0	1	—	—	—	—	—	—	—	—	—	—
Hispanic or Latino	13	20	4	20%	4	20%	10	50%	2	10%	12	60%
White	33	47	6	13%	10	21%	21	45%	10	21%	31	66%
Multiracial	2	6	—	—	—	—	—	—	—	—	—	—
Small Group Total	2	10	5	50%	2	20%	2	20%	1	10%	3	30%
Female	30	107	8	7%	24	22%	51	48%	24	22%	75	70%
Male	32	119	19	16%	37	31%	43	36%	20	17%	63	53%
English Language Learners	4	7	2	29%	5	71%	0	0%	0	0%	0	0%
Non-English Language Learners	58	219	25	11%	56	26%	94	43%	44	20%	138	63%
Economically Disadvantaged	16	50	9	18%	14	28%	18	36%	9	18%	27	54%
Not Economically Disadvantaged	46	176	18	10%	47	27%	76	43%	35	20%	111	63%
Not Migrant	62	226	27	12%	61	27%	94	42%	44	19%	138	61%
Not Homeless	62	226	27	12%	61	27%	94	42%	44	19%	138	61%
Not in Foster Care	62	226	27	12%	61	27%	94	42%	44	19%	138	61%
Parent Not in Armed Forces	62	226	27	12%	61	27%	94	42%	44	19%	138	61%

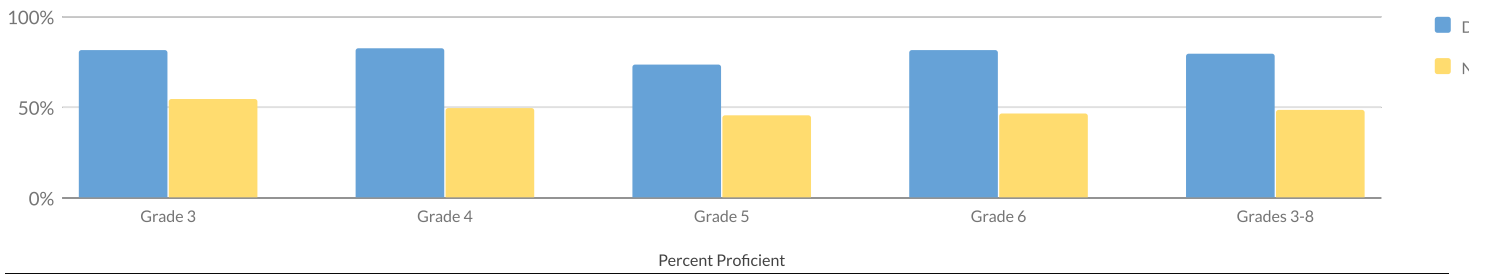
## GRADE 6 ELA RESULTS



**MEAN SCORE: 611**

Subgroup	Not Tested	Tested	Level 1		Level 2		Level 3		Level 4		Proficient (Levels 3 & 4)	
			#	%	#	%	#	%	#	%	#	%
All Students	78	172	10	6%	30	17%	41	24%	91	53%	132	77%
General Education	58	160	4	3%	27	17%	41	26%	88	55%	129	81%
Students with Disabilities	20	12	6	50%	3	25%	0	0%	3	25%	3	25%
Asian or Native Hawaiian/Other Pacific Islander	17	107	3	3%	18	17%	29	27%	57	53%	86	80%
Black or African American	0	2	–	–	–	–	–	–	–	–	–	–
Hispanic or Latino	21	24	2	8%	5	21%	6	25%	11	46%	17	71%
White	39	35	4	11%	6	17%	6	17%	19	54%	25	71%
Multiracial	1	4	–	–	–	–	–	–	–	–	–	–
Small Group Total	1	6	1	17%	1	17%	0	0%	4	67%	4	67%
Female	40	78	1	1%	16	21%	17	22%	44	56%	61	78%
Male	38	94	9	10%	14	15%	24	26%	47	50%	71	76%
English Language Learners	8	1	–	–	–	–	–	–	–	–	–	–
Non-English Language Learners	70	171	–	–	–	–	–	–	–	–	–	–
Economically Disadvantaged	17	38	2	5%	8	21%	11	29%	17	45%	28	74%
Not Economically Disadvantaged	61	134	8	6%	22	16%	30	22%	74	55%	104	78%
Not Migrant	78	172	10	6%	30	17%	41	24%	91	53%	132	77%
Not Homeless	78	172	10	6%	30	17%	41	24%	91	53%	132	77%
In Foster Care	0	1	–	–	–	–	–	–	–	–	–	–
Not in Foster Care	78	171	–	–	–	–	–	–	–	–	–	–
Parent Not in Armed Forces	78	172	10	6%	30	17%	41	24%	91	53%	132	77%

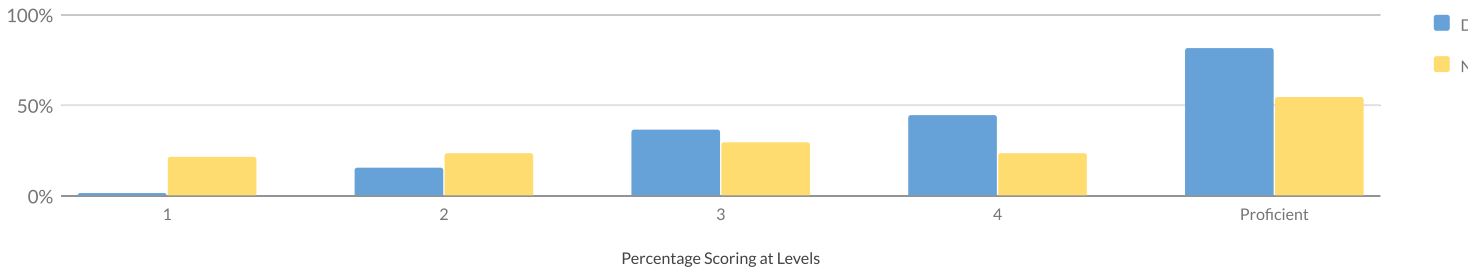
## GRADES 3-8 MATHEMATICS SUMMARY RESULTS (2018-19)



Grade	Not Tested	Tested	Level 1		Level 2		Level 3		Level 4 & Above		Proficient (Levels 3 & Above)	
			#	%	#	%	#	%	#	%	#	%
Grade 3	47	197	4	2%	32	16%	73	37%	88	45%	161	82%
Grade 4	53	179	3	2%	27	15%	56	31%	93	52%	149	83%
Grade 5	62	226	18	8%	41	18%	70	31%	97	43%	167	74%
Grade 6	78	174	11	6%	21	12%	46	26%	96	55%	142	82%
Grades 3-8	241	776	36	5%	121	16%	245	32%	374	48%	619	80%

Advanced grade 7 and 8 students who take a Regents math test in lieu of the grade 7 and/or 8 math test are reported in the Regents 7 and Regents 8 rows. Combined 7 and Combined 8 are students who took either the grade 7 or 8 math test or a Regents math test in lieu of the grade 7 or 8 math test.

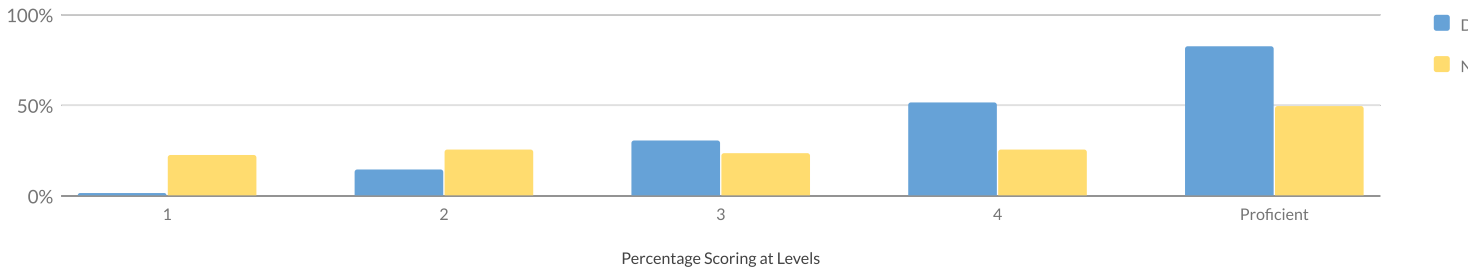
## GRADE 3 MATH RESULTS



**MEAN SCORE: 611**

Subgroup	Not Tested	Tested	Level 1		Level 2		Level 3		Level 4		Proficient (Levels 3 & 4)	
			#	%	#	%	#	%	#	%	#	%
All Students	47	197	4	2%	32	16%	73	37%	88	45%	161	82%
General Education	30	184	2	1%	29	16%	68	37%	85	46%	153	83%
Students with Disabilities	17	13	2	15%	3	23%	5	38%	3	23%	8	62%
American Indian or Alaska Native	0	1	—	—	—	—	—	—	—	—	—	—
Asian or Native Hawaiian/Other Pacific Islander	13	126	0	0%	21	17%	51	40%	54	43%	105	83%
Hispanic or Latino	14	33	—	—	—	—	—	—	—	—	—	—
White	20	34	0	0%	4	12%	11	32%	19	56%	30	88%
Multiracial	0	3	—	—	—	—	—	—	—	—	—	—
Small Group Total	14	37	4	11%	7	19%	11	30%	15	41%	26	70%
Female	21	95	0	0%	20	21%	35	37%	40	42%	75	79%
Male	26	102	4	4%	12	12%	38	37%	48	47%	86	84%
English Language Learners	8	11	2	18%	4	36%	4	36%	1	9%	5	45%
Non-English Language Learners	39	186	2	1%	28	15%	69	37%	87	47%	156	84%
Economically Disadvantaged	17	44	1	2%	11	25%	16	36%	16	36%	32	73%
Not Economically Disadvantaged	30	153	3	2%	21	14%	57	37%	72	47%	129	84%
Not Migrant	47	197	4	2%	32	16%	73	37%	88	45%	161	82%
Not Homeless	47	197	4	2%	32	16%	73	37%	88	45%	161	82%
Not in Foster Care	47	197	4	2%	32	16%	73	37%	88	45%	161	82%
Parent Not in Armed Forces	47	197	4	2%	32	16%	73	37%	88	45%	161	82%

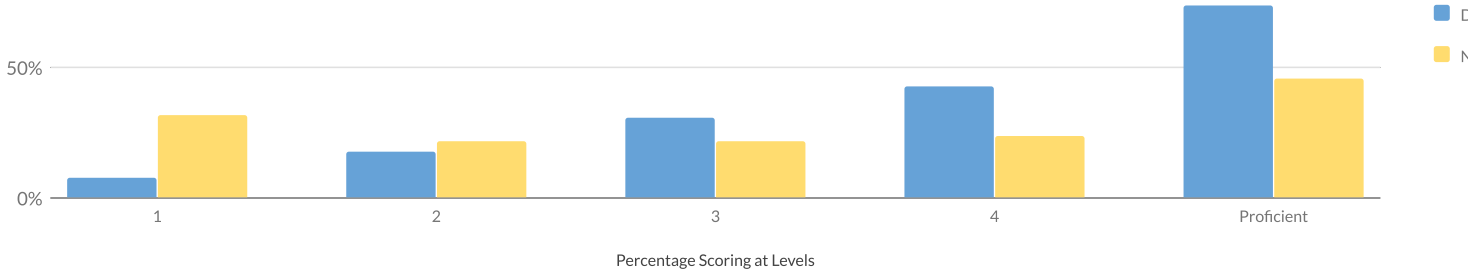
## GRADE 4 MATH RESULTS



**MEAN SCORE: 615**

Subgroup	Not Tested	Tested	Level 1		Level 2		Level 3		Level 4		Proficient (Levels 3 & 4)	
			#	%	#	%	#	%	#	%	#	%
All Students	53	179	3	2%	27	15%	56	31%	93	52%	149	83%
General Education	35	170	1	1%	25	15%	52	31%	92	54%	144	85%
Students with Disabilities	18	9	2	22%	2	22%	4	44%	1	11%	5	56%
Asian or Native Hawaiian/Other Pacific Islander	11	124	3	2%	18	15%	29	23%	74	60%	103	83%
Black or African American	2	1	–	–	–	–	–	–	–	–	–	–
Hispanic or Latino	16	14	0	0%	3	21%	8	57%	3	21%	11	79%
White	24	34	0	0%	5	15%	17	50%	12	35%	29	85%
Multiracial	0	6	–	–	–	–	–	–	–	–	–	–
Small Group Total	2	7	0	0%	1	14%	2	29%	4	57%	6	86%
Female	23	88	0	0%	21	24%	28	32%	39	44%	67	76%
Male	30	91	3	3%	6	7%	28	31%	54	59%	82	90%
English Language Learners	5	4	–	–	–	–	–	–	–	–	–	–
Non-English Language Learners	48	175	–	–	–	–	–	–	–	–	–	–
Economically Disadvantaged	21	33	1	3%	7	21%	12	36%	13	39%	25	76%
Not Economically Disadvantaged	32	146	2	1%	20	14%	44	30%	80	55%	124	85%
Not Migrant	53	179	3	2%	27	15%	56	31%	93	52%	149	83%
Not Homeless	53	179	3	2%	27	15%	56	31%	93	52%	149	83%
Not in Foster Care	53	179	3	2%	27	15%	56	31%	93	52%	149	83%
Parent Not in Armed Forces	53	179	3	2%	27	15%	56	31%	93	52%	149	83%

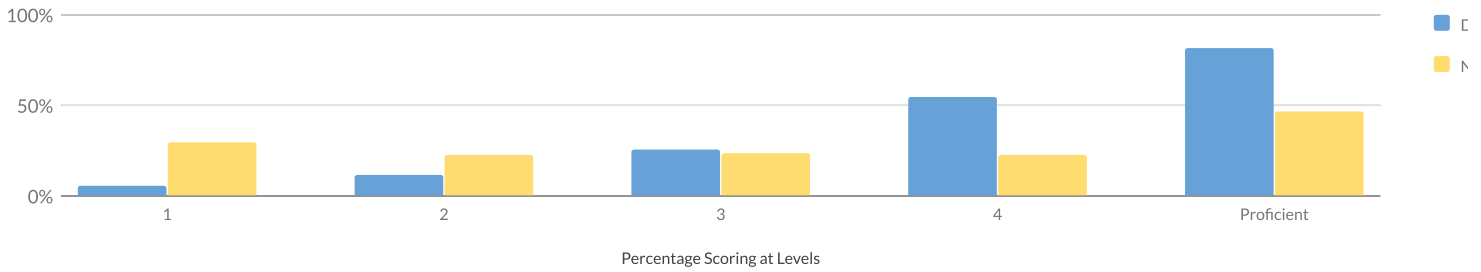
## GRADE 5 MATH RESULTS



**MEAN SCORE: 611**

Subgroup	Not Tested	Tested	Level 1		Level 2		Level 3		Level 4		Proficient (Levels 3 & 4)	
			#	%	#	%	#	%	#	%	#	%
All Students	62	226	18	8%	41	18%	70	31%	97	43%	167	74%
General Education	52	217	13	6%	40	18%	68	31%	96	44%	164	76%
Students with Disabilities	10	9	5	56%	1	11%	2	22%	1	11%	3	33%
American Indian or Alaska Native	0	3	—	—	—	—	—	—	—	—	—	—
Asian or Native Hawaiian/Other Pacific Islander	16	147	11	7%	21	14%	42	29%	73	50%	115	78%
Black or African American	0	1	—	—	—	—	—	—	—	—	—	—
Hispanic or Latino	13	20	1	5%	7	35%	9	45%	3	15%	12	60%
White	31	49	2	4%	11	22%	18	37%	18	37%	36	73%
Multiracial	2	6	—	—	—	—	—	—	—	—	—	—
Small Group Total	2	10	4	40%	2	20%	1	10%	3	30%	4	40%
Female	30	107	11	10%	20	19%	25	23%	51	48%	76	71%
Male	32	119	7	6%	21	18%	45	38%	46	39%	91	76%
English Language Learners	3	8	2	25%	2	25%	2	25%	2	25%	4	50%
Non-English Language Learners	59	218	16	7%	39	18%	68	31%	95	44%	163	75%
Economically Disadvantaged	16	50	5	10%	8	16%	16	32%	21	42%	37	74%
Not Economically Disadvantaged	46	176	13	7%	33	19%	54	31%	76	43%	130	74%
Not Migrant	62	226	18	8%	41	18%	70	31%	97	43%	167	74%
Not Homeless	62	226	18	8%	41	18%	70	31%	97	43%	167	74%
Not in Foster Care	62	226	18	8%	41	18%	70	31%	97	43%	167	74%
Parent Not in Armed Forces	62	226	18	8%	41	18%	70	31%	97	43%	167	74%

## GRADE 6 MATH RESULTS



**MEAN SCORE: 614**

Subgroup	Not Tested	Tested	Level 1		Level 2		Level 3		Level 4		Proficient (Levels 3 & 4)	
			#	%	#	%	#	%	#	%	#	%
All Students	78	174	11	6%	21	12%	46	26%	96	55%	142	82%
General Education	58	162	3	2%	20	12%	45	28%	94	58%	139	86%
Students with Disabilities	20	12	8	67%	1	8%	1	8%	2	17%	3	25%
Asian or Native Hawaiian/Other Pacific Islander	19	107	4	4%	11	10%	31	29%	61	57%	92	86%
Black or African American	0	2	–	–	–	–	–	–	–	–	–	–
Hispanic or Latino	21	24	3	13%	5	21%	6	25%	10	42%	16	67%
White	37	37	3	8%	5	14%	8	22%	21	57%	29	78%
Multiracial	1	4	–	–	–	–	–	–	–	–	–	–
Small Group Total	1	6	1	17%	0	0%	1	17%	4	67%	5	83%
Female	43	77	5	6%	9	12%	22	29%	41	53%	63	82%
Male	35	97	6	6%	12	12%	24	25%	55	57%	79	81%
English Language Learners	6	3	–	–	–	–	–	–	–	–	–	–
Non-English Language Learners	72	171	–	–	–	–	–	–	–	–	–	–
Economically Disadvantaged	16	39	3	8%	5	13%	10	26%	21	54%	31	79%
Not Economically Disadvantaged	62	135	8	6%	16	12%	36	27%	75	56%	111	82%
Not Migrant	78	174	11	6%	21	12%	46	26%	96	55%	142	82%
Not Homeless	78	174	11	6%	21	12%	46	26%	96	55%	142	82%
In Foster Care	0	1	–	–	–	–	–	–	–	–	–	–
Not in Foster Care	78	173	–	–	–	–	–	–	–	–	–	–
Parent Not in Armed Forces	78	174	11	6%	21	12%	46	26%	96	55%	142	82%

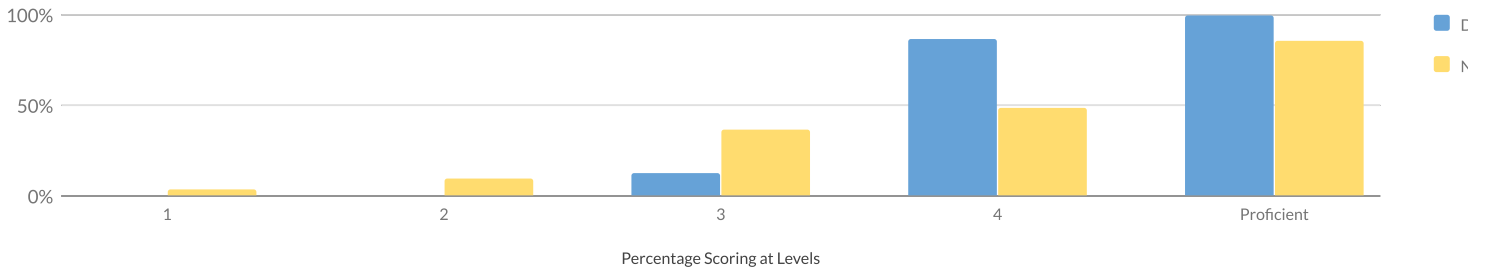
## GRADES 4 & 8 SCIENCE SUMMARY RESULTS (2018-19)



Grade	Not Tested	Tested	Percent Proficient									
			Level 1		Level 2		Level 3		Level 4		Proficient (Levels 3 & 4)	
			#	%	#	%	#	%	#	%	#	%
Grade 4	49	183	0	0%	0	0%	23	13%	160	87%	183	100%
Grades 4&8	50	183	0	0%	0	0%	23	13%	160	87%	183	100%

Advanced grade 8 students who take a Regents science test in lieu of the grade 8 science test are reported in the Regents 8 row.

## GRADE 4 SCIENCE RESULTS



**MEAN SCORE: 91**

Subgroup	Not Tested	Tested	Level 1		Level 2		Level 3		Level 4		Proficient (Levels 3 & 4)	
			#	%	#	%	#	%	#	%	#	%
All Students	49	183	0	0%	0	0%	23	13%	160	87%	183	100%
General Education	33	172	0	0%	0	0%	18	10%	154	90%	172	100%
Students with Disabilities	16	11	0	0%	0	0%	5	45%	6	55%	11	100%
Asian or Native Hawaiian/Other Pacific Islander	13	122	0	0%	0	0%	16	13%	106	87%	122	100%
Black or African American	1	2	–	–	–	–	–	–	–	–	–	–
Hispanic or Latino	14	16	0	0%	0	0%	3	19%	13	81%	16	100%
White	20	38	0	0%	0	0%	4	11%	34	89%	38	100%
Multiracial	1	5	–	–	–	–	–	–	–	–	–	–
Small Group Total	2	7	0	0%	0	0%	0	0%	7	100%	7	100%
Female	22	89	0	0%	0	0%	15	17%	74	83%	89	100%
Male	27	94	0	0%	0	0%	8	9%	86	91%	94	100%
English Language Learners	6	3	–	–	–	–	–	–	–	–	–	–
Non-English Language Learners	43	180	–	–	–	–	–	–	–	–	–	–
Economically Disadvantaged	20	34	0	0%	0	0%	4	12%	30	88%	34	100%
Not Economically Disadvantaged	29	149	0	0%	0	0%	19	13%	130	87%	149	100%
Not Migrant	49	183	0	0%	0	0%	23	13%	160	87%	183	100%
Not Homeless	49	183	0	0%	0	0%	23	13%	160	87%	183	100%
Not in Foster Care	49	183	0	0%	0	0%	23	13%	160	87%	183	100%
Parent Not in Armed Forces	49	183	0	0%	0	0%	23	13%	160	87%	183	100%



## NATIONAL ASSESSMENT OF EDUCATION PROGRESS (NAEP) RESULTS (2018-19)

National Assessment of Education Progress (NAEP) are reported for statewide (New York State) and national results only. District- and school-level results are not reported for NAEP.

### NEW YORK STATE NAEP GRADE 4

SUBGROUP	READING				MATH			
	BELOW BASIC	BASIC	PROFICIENT	ADVANCED	BELOW BASIC	BASIC	PROFICIENT	ADVANCED
All Students	34	31	26	8	24	40	29	8
Students with Disabilities	73	18	7	1	61	30	7	2
American Indian or Alaska Native	*	*	*	*	*	*	*	*
Asian	21	27	34	17	8	23	43	26
Native Hawaiian/Other Pacific Islander	*	*	*	*	*	*	*	*
Black or African American	53	31	14	2	43	40	16	1
Hispanic or Latino	45	32	19	4	33	45	19	2
White	24	32	33	11	14	39	38	9
Multiracial	24	23	35	18	15	42	31	12
Limited English Proficient	78	17	4	*	51	40	8	1
Economically Disadvantaged	49	31	17	3	33	43	21	3

### NEW YORK STATE NAEP GRADE 8

SUBGROUP	READING				MATH			
	BELOW BASIC	BASIC	PROFICIENT	ADVANCED	BELOW BASIC	BASIC	PROFICIENT	ADVANCED
All Students	30	38	28	4	34	32	22	11
Students with Disabilities	58	31	10	1	72	22	5	2
American Indian or Alaska Native	*	*	*	*	*	*	*	*
Asian	21	33	36	10	15	25	29	31
Native Hawaiian/Other Pacific Islander	*	*	*	*	*	*	*	*
Black or African American	43	38	17	1	55	30	12	3
Hispanic or Latino	41	38	19	2	49	35	14	3
White	20	39	35	6	23	33	29	15
Multiracial	*	*	*	*	*	*	*	*
Limited English Proficient	83	16	1	*	88	10	2	*
Economically Disadvantaged	40	38	20	2	47	32	16	5

### NATIONAL NAEP GRADE 4

SUBGROUP	READING				MATH			
	BELOW BASIC	BASIC	PROFICIENT	ADVANCED	BELOW BASIC	BASIC	PROFICIENT	ADVANCED
All Students	35	31	26	9	20	40	32	9
Students with Disabilities	70	18	9	2	51	33	14	3
American Indian or Alaska Native	50	30	17	3	32	43	22	4
Asian	18	25	35	22	7	23	41	29
Native Hawaiian/Other Pacific Islander	45	31	20	4	30	40	24	5
Black or African American	53	30	15	3	35	45	18	2
Hispanic or Latino	46	31	19	4	27	45	24	3
White	24	31	32	12	12	36	40	12
Multiracial	28	32	29	11	17	40	34	10
Limited English Proficient	65	25	8	1	41	43	15	1
Economically Disadvantaged	48	31	18	3	29	45	23	3

### NATIONAL NAEP GRADE 8

SUBGROUP	READING				MATH			
	BELOW BASIC	BASIC	PROFICIENT	ADVANCED	BELOW BASIC	BASIC	PROFICIENT	ADVANCED
All Students	28	39	29	4	32	35	23	10
Students with Disabilities	64	27	8	1	68	23	7	2
American Indian or Alaska Native	40	41	19	1	48	37	13	3
Asian	13	30	43	13	12	24	31	33
Native Hawaiian/Other Pacific Islander	38	38	23	2	47	34	15	4
Black or African American	47	39	14	1	54	33	11	2
Hispanic or Latino	38	40	20	1	43	37	16	3
White	19	39	36	5	21	36	30	13
Multiracial	24	40	31	5	28	36	25	11
Limited English Proficient	73	24	3	*	73	22	4	1
Economically Disadvantaged	40	40	18	1	46	36	15	3

\*There are not sufficient data for this subgroup.

### CIVIL RIGHTS DATA COLLECTION (CRDC) (2015-16)

Civil Right Data Collection (CRDC) data are reported to the United States Department of Education by districts and include data on measures of school quality, climate, and safety as well as enrollment in preschool programs and accelerated coursework to earn postsecondary credit. For more information, visit the CRDC homepage.

CRDC Data (13.06 megabytes)

Glossary of Terms

# **District's Fiscal Accountability Supplement**

# FISCAL ACCOUNTABILITY SUMMARY (2018 - 19)

## INFORMATION ABOUT EXPENDITURE RATIOS (2017 - 18)

(Data are lagged a year.)

Commissioner's Regulations require that certain expenditure ratios for general-education and special-education students be reported and compared with ratios for similar districts and all public schools. The required ratios for this district are reported below.

The numbers used to compute the statistics on this page were collected on the State Aid Form A, the State Aid Form F, the School District Annual Financial Report (ST-3), and from the Student Information Repository System (SIRS).

### THIS SCHOOL DISTRICT

#### GENERAL EDUCATION

#### SPECIAL EDUCATION

##### INSTRUCTIONAL EXPENDITURES

##### INSTRUCTIONAL EXPENDITURES

▼  
\$20,243,855

▼  
\$7,918,810

##### PUPILS

##### PUPILS

▼  
1,718

▼  
189

##### EXPENDITURES PER PUPIL

##### EXPENDITURES PER PUPIL

▼  
\$11,783

▼  
\$41,898

### SIMILAR DISTRICT GROUP LOW NEED/RESOURCE CAPACITY

#### GENERAL EDUCATION

#### SPECIAL EDUCATION

**INSTRUCTIONAL EXPENDITURES**



**\$5,629,457,432**

**PUPILS**



**365,552**

**EXPENDITURES PER PUPIL**



**\$15,400**

**INSTRUCTIONAL EXPENDITURES**



**\$2,181,788,127**

**PUPILS**



**52,736**

**EXPENDITURES PER PUPIL**



**\$41,372**

## ALL SCHOOL DISTRICTS

### GENERAL EDUCATION

#### INSTRUCTIONAL EXPENDITURES

**\$35,199,223,413**

#### PUPILS

**2,632,781**

#### EXPENDITURES PER PUPIL

**\$13,370**

### SPECIAL EDUCATION

#### INSTRUCTIONAL EXPENDITURES

**\$15,660,696,162**

#### PUPILS

**485,151**

#### EXPENDITURES PER PUPIL

**\$32,280**

Instructional Expenditures for General Education are K-12 expenditures for classroom instruction (excluding Special Education) plus a proration of building level administrative and instructional support expenditures. These expenditures include amounts for instruction of students with disabilities in a general-education setting. District expenditures, such as transportation, debt service and district-wide administration are not included.

The pupil count for General Education is K-12 average daily membership plus K-12 pupils for whom the district pays tuition to another school district. This number represents all pupils, including those classified as having disabilities and those not classified, excluding only students with disabilities placed out of district. Pupils resident in the district but attending a charter school are included. For districts in which a county jail is located, this number includes incarcerated youth to whom the district must provide an education program.

Instructional Expenditures for Special Education are K-12 expenditures for students with disabilities (including summer special education expenditures) plus a proration of building-level administrative and instructional support expenditures. District expenditures, such as transportation, debt service and district-wide administration are not included.

The pupil count for Special Education is a count of K-12 students with disabilities for the school year plus students for whom the district receives tuition from another district plus students for whom the district pays tuition to another district. Students attending the State schools at Rome and Batavia, private placements and out-of-state placements are included.

Instructional Expenditures Per Pupil is the simple arithmetic ratio of Instructional Expenditures to Pupils. The total cost of instruction for students with disabilities may include both general- and special-education expenditures. Special-education services provided in the general-education classroom may benefit students not classified as having disabilities.

### TOTAL EXPENDITURES PER PUPIL

**THIS SCHOOL DISTRICT**



**\$21,836**

**SIMILAR DISTRICT  
GROUP**



**\$28,620**

**NY STATE**



**\$25,845**

Total Expenditures Per Pupil is the simple arithmetic ratio of Total Expenditures to Pupils. Total Expenditures include district expenditures for classroom instruction, as well as expenditures for transportation, debt service, community service and district-wide administration that are not included in the Instructional Expenditure values for General Education and Special Education. As such, the sum of General Education and Special Education Instructional Expenditures does not equal the Total Expenditures.

# INFORMATION ABOUT STUDENTS WITH DISABILITIES (2018 - 19)

Commissioner's Regulations require reporting students with disabilities by the percent of time they are in general education classrooms and the classification rate of students with disabilities. These data are to be compared with percentages for similar districts and all public schools. The required percentages for this district are reported below.

## STUDENT PLACEMENT (PERCENT OF TIME INSIDE REGULAR CLASSROOM)

THIS SCHOOL DISTRICT	SIMILAR DISTRICT GROUP	NY STATE
80% OR MORE ▼	LOW NEED/RESOURCE CAPACITY	80% OR MORE ▼
98   62.0%	80% OR MORE ▼	58.7%
40% - 79% ▼	62.6%	40% - 79% ▼
8   5.1%	40% - 79% ▼	11.5%
LESS THAN 40% ▼	17.7%	LESS THAN 40% ▼
38   24.1%	LESS THAN 40% ▼	19.0%
SEPARATE SETTINGS ▼	11.2%	SEPARATE SETTINGS ▼
3   1.9%	SEPARATE SETTINGS ▼	5.3%
OTHER SETTINGS ▼	5.0%	OTHER SETTINGS ▼
11   7.0%	OTHER SETTINGS ▼	5.6%
	3.5%	

The source data for the statistics in this table were reported through the Student Information Repository System (SIRS) and verified in Verification Report 5. The counts are numbers of students reported in the least restrictive environment categories for school-age programs (ages 6-21) on BEDS Day, which is the first Wednesday of the reporting year. The percentages represent the amount of time students with disabilities are in general-education classrooms, regardless of the amount and cost of special-education services they receive. Rounding of percentage values may cause them to sum to a number slightly different from 100%.

## SCHOOL-AGE STUDENTS WITH DISABILITIES CLASSIFICATION RATE

**THIS SCHOOL DISTRICT**



**8.3%**

**SIMILAR DISTRICT  
GROUP**



**12.3%**

**NY STATE**



**14.7%**

This rate is a ratio of the count of school-age students with disabilities (ages 4-21) to the total enrollment of all school-age students in the school district, including students who are parentally placed in nonpublic schools located in the school district. The numerator includes all school-age students for whom a district has Committee on Special Education (CSE) responsibility to ensure the provision of special-education services. The denominator includes all school-age students who reside in the district. In the case of parentally placed students in nonpublic schools, it includes the number of students who attend the nonpublic schools located in the school district. Source data are drawn from the SIRS and from the Basic Education Data System (BEDS).

Similar District Groups are identified according to the Need-to-Resource-Capacity Index. More information is available on our NRC capacity categories page.

# **Administrative Compensation Information**

Form Due May 11, 2020

2020-2021 Salary Threshold =  
\$141,000

In response to legislative efforts to encourage greater cost sharing in service provision and local government administration, we now provide a section for districts that share administrative staff to highlight these efforts for the upcoming school year. Each sharing district should identify in the form the other district(s) with which they will be sharing administrative staff for school year 2020-2021.

If you will be sharing a Superintendent, list the other district (or districts) in the text box. If you will be sharing other administrative staff required to be reported, please send an email to [EMSCMGTS@nysed.gov](mailto:EMSCMGTS@nysed.gov) indicating the title of the staff persons(s) as well as the other district(s) involved in the cost-sharing.

*The salaries, benefits and other compensation reported in the form should reflect only the financial support or commitment that your district will be making. They should **not** reflect the total amounts budgeted to be paid by all participating districts over the school year.*

Report Estimated Salaries in the Budget for the 2020-2021 School Year

Sections 1608 and 1716 of the Education Law  
(Please read the instructions and definitions before completing this form.)

Title	Salary	Employee Benefits	Other Remuneration
1. Superintendent of Schools	230,000	63,869	1,500

Please list the district or districts with which you will be sharing a superintendent (if applicable):

Associate, Assistant and Deputy Superintendents

(Example Titles: Associate Superintendent for Instruction, Deputy Superintendent, Assistant Superintendent for Business, etc.)

2.	ASSISTANT SUPERINTENDENT FOR BUSINESS	214,993	45,251	1,000
3.				
4.				
5.				
6.				
7.				
8.				
9.				
10.				
11.				
12.				
13.				
14.				
15.				
16.				
17.				
18.				
19.				
20.				
21.				
22.				
23.				
24.				
25.				
26.				
27.				
28.				
29.				

30.		
31.		
32.		
33.		
34.		
35.		
36.		


**Salary: Administrative Compensation Information  
280405 - NEW HYDE PARK-GARDEN**

**2019-2020 - Page 2  
Official - as of 05/08/2020 02:26 PM**

	<b>Title</b>	<b>Salary</b>	<b>Employee Benefits</b>	<b>Other Remuneration</b>
37.				
38.				
39.				
40.				
41.				
42.				
43.				
44.				
45.				
46.				
47.				
48.				
49.				
50.				
51.				
52.				
53.				
54.				
55.				
56.				
57.				
58.				
59.				
60.				
61.				
62.				
63.				
64.				
65.				
66.				
67.				
68.				
69.				
70.				

**Salary: Administrative Compensation Information  
280405 - NEW HYDE PARK-GARDEN**

**2019-2020 Claim Year - Page 3  
Official - as of 05/08/2020 02:26 PM**

Other Supervisory and Administrative Employees Scheduled to Receive \$141,000 or More in Salary

71.	DIRECTOR OF CIT	170,934
72.	DIRECTOR OF SPECIAL EDUCATION	156,640
73.	PRINCIPAL	150,550
74.	PRINCIPAL	150,550
75.	PRINCIPAL	150,550
76.	PRINCIPAL	148,000
77.		
78.		
79.		
80.		
81.		
82.		

83.		
84.		
85.		
86.		
87.		
88.		
89.		
90.		
91.		
92.		
93.		
94.		
95.		
96.		
97.		
98.		
99.		
100.		
101.		
102.		
103.		
104.		
105.		
106.		
107.		
108.		
109.		
110.		
111.		
112.		

**Salary: Administrative Compensation Information  
280405 - NEW HYDE PARK-GARDEN**

113.		
114.		
115.		
116.		
117.		
118.		
119.		
120.		
121.		
122.		
123.		
124.		
125.		
126.		
127.		
128.		
129.		
130.		
131.		
132.		
133.		
134.		
135.		
136.		
137.		
138.		
139.		
140.		
141.		
142.		

143.		
144.		
145.		
146.		
147.		
148.		
149.		
150.		
151.		
152.		
153.		
154.		
155.		
156.		
157.		

**Salary: Administrative Compensation Information 2019-2020 - Page 5**  
**280405 - NEW HYDE PARK-GARDEN Official - as of 05/08/2020 02:26 PM**

158.		
159.		
160.		
161.		
162.		
163.		
164.		
165.		
166.		
167.		
168.		
169.		
170.		
171.		
172.		
173.		
174.		
175.		
176.		
177.		
178.		
179.		
180.		
181.		
182.		
183.		
184.		
185.		
186.		
187.		
188.		
189.		
190.		

**Exemption Reporting – prepared  
by Nassau County Assessors  
Office**



**NYS BOARD OF REAL PROPERTY SERVICES  
LOCAL GOVERNMENT EXEMPTION IMPACT REPORT**

(for local use only -- not to be filed with NYS Board of Real Property Services)

Date: 02/20/2020

Taxing Jurisdiction: 28

Fiscal Year Beginning: 2020

School District: 282205 New Hyde Park-Garden City

Total equalized value in taxing jurisdiction: 2,955,090,400

Exemption Code (Column A)	Exemption Description (Column B)	Statutory Authority (Column C)	Number of Exemptions (Column D)	Total Equalized Value (Column E)	Percentage of Value Exempted (Column F)
12100	NYS - GENERALLY	RPTL 404(1)	2	3,739,300	0.13%
12350	PUBLIC AUTHORITY - STATE	RPTL 412	10	30,607,700	1.04%
13100	CO - GENERALLY	RPTL 406(1)	13	3,605,600	0.12%
13500	TOWN - GENERALLY	RPTL 406(1)	13	48,989,700	1.66%
13650	VG - GENERALLY	RPTL 406(1)	10	12,773,100	0.43%
13800	SCHOOL DISTRICT	RPTL 408	12	89,137,200	3.02%
13870	SPEC DIST USED FOR PURPOSE EST	RPTL 410	4	6,151,100	0.21%
14000	LOCAL AUTHORITIES SPECIFIED	RPTL 412	6	3,966,100	0.13%
14110	USA - SPECIFIED USES	STATE L 54	1	1,596,200	0.05%
19950	MUNICIPAL RAILROAD	RPTL 456	9	1,045,300	0.04%
21600	RES OF CLERGY - RELIG CORP OWN	RPTL 462	9	3,722,000	0.13%
25300	NONPROF CORP - SPECIFIED USES	RPTL 420-b	3	3,103,200	0.11%
26100	VETERANS ORGANIZATION	RPTL 452	1	590,300	0.02%
26300	INTERDENOMINATIONAL CENTER	RPTL 430	27	59,724,300	2.02%
26400	INC VOLUNTEER FIRE CO OR DEPT	RPTL 464(2)	5	10,588,100	0.36%
41124	ALT VET-NON-COMBAT - SCHOOL	RPTL 458-A	398	4,800,000	0.16%
41134	ALT VET - COMBAT - SCHOOL	RPTL 458-A	282	5,640,000	0.19%
41144	ALT VET - DISABILITY - SCHOOL	RPTL 458-A	56	1,809,600	0.06%
41164	COLD WAR VETERAN - SCHOOL		64	384,000	0.01%
41174	COLD WAR VET DISABILITY SCHOOL		4	121,600	0.00%
41400	CLERGY	RPTL 460	13	4,789,200	0.16%
41680	VOLUNTEER FIREFIGHTERS AND AMB	RPTL 466-c	97	3,343,600	0.11%
41800	PERSONS AGE 65 OR OVER	RPTL 467	199	32,375,200	1.10%
41834	ENHANCED STAR	RPTL 425	861	82,603,600	2.80%
41854	BASIC STAR	RPTL 425	3780	166,241,800	5.63%
41900	PHYSICALLY DISABLED	RPTL 459	6	290,400	0.01%
41930	DISABILITIES AND LIMITED INCOM	RPTL 459-c	6	863,200	0.03%
47600	BUSINESS INV. PROPERTY	RPTL 485-B	2	80,900	0.00%
48650	LTD PROF HOUSING CO	P H F I L	1	4,770,400	0.16%
		33,556,654-			
<b>Totals:</b>			<b>5894</b>	<b>587,452,700</b>	<b>19.88%</b>

**PILOT**  
**(Payments in Lieu of Taxes)**

**Statement of Payments in Lieu of Taxes (PILOT) Due**

**2019/2020 School Fiscal Year**

Long Island Power Authority

**Make Funds Payable to:**  
Treasurer of Nassau County  
One West Street, 1st Floor  
Mineola, New York 11501

**Office Hours:**  
9:00 AM to 4:45 PM  
Monday - Friday

**Invoice Number:** 205894-33  
**Invoice Date:** October 10, 2019  
**Invoice Type:** PILOT  
**Payment Due:** November 12, 2019  
**Fiscal Year 7/1/19 through 6/30/20**

**Properties By Account Numbers Located Within This School District**

<u>Town</u>	<u>SD Code</u>	<u>School District Name</u>
1	1205	New hyde park-garden city park
<b>Owner Name</b> Long Island Power Authority	<b>Payer's Name and Address</b> LONG ISLAND POWER AUTHORITY 999 Stewart Avenue Bethpage, NY 11714	

Account #	Class	Assessed Value	Tax Rate	2020 Full Taxes	Taxes Capped @ 2%	Reduction	PILOT Amount
1030205511	3	291.00	568.44	1,654.17	1,755.10	0.00	827.09
1030205512	3	2,556.00	568.44	14,529.42	15,416.15	0.00	7,264.71
1230205350	3	1,825.00	568.44	10,374.11	8,628.31	-1,796.90	3,390.16
1230205355	3	46,457.00	568.44	264,082.03	101,523.62	-132,041.02	0.00
<b>First Half Due: \$11,481.96</b>				<b>Second Half Due: \$116,832.95</b>		<b>Total Due: \$128,314.91</b>	

This is your PILOT Statement for School purposes.

Although PILOT payments for School purposes is made to the Nassau Treasurer, all proceeds will be allocated proportionally to School Tax Authorities.

Payment of this PILOT is required by N.Y. Public Authorities Law Section 1020-q

School PILOT Payment - Second Half

**Second Half 2019/2020 PILOT Payment Due: May 10, 2020**

**School:** New hyde park-garden city park

**Second Half PILOT Amount Due:** \$116,832.95

**Payer:** LONG ISLAND POWER AUTHORITY

**Owner's Name:** New hyde park-garden city park

When paying by mail, detach and return this stub with payment for the first half amount due. If paying TOTAL DUE, return both the first and second half stubs with payment.

School PILOT Payment - First Half

**First Half 2019/2020 PILOT Payment Due: November 12, 2019**

**School:** New hyde park-garden city park

**First Half PILOT Amount Due:** \$11,481.96

**Payer:** LONG ISLAND POWER AUTHORITY

**Owner's Name:** New hyde park-garden city park

When paying by mail, detach and return this stub with payment for the first half amount due. If paying TOTAL DUE, return both the first and second half stubs with payment.

1st half 2019-2020	\$ 11,481.96	(as per above)
1st half 2019-2020	\$ 397,684.20	(as per next page)
Total 1st half	\$ 409,166.16	
Total 2nd half 2018-2019	\$ 904,885.41	(per p/y)
Total	\$1,314,051.57	
Presumed Increase	1.02	(2% inc is max allowed)
Total with presumed increase	\$1,340,332.60	(Total for NHP-GCP and SCHSD)

NHP-GCP Share 45.30621% (Based on 2015/16 pre-county unilateral reduction of tax levy)

Total - NHP-GCP \$ 607,253.90 (to be used in tax cap formula)

**Statement of Payments in Lieu of Taxes (PILOT) Due**

**2019/2020 School Fiscal Year**

Long Island Power Authority

**Make Funds Payable to:**  
Treasurer of Nassau County  
One West Street, 1st Floor  
Mineola, New York 11501

**Office Hours:**  
9:00 AM to 4:45 PM  
Monday - Friday

**Invoice Number:** 205894-38  
**Invoice Date:** October 10, 2019  
**Invoice Type:** PILOT  
**Payment Due:** November 12, 2019  
**Fiscal Year 7/1/19 through 6/30/20**

**Properties By Account Numbers Located Within This School District**

Town  
2  
**Owner Name**  
Long Island Power Authority

SD Code  
2005

School District Name  
New hyde park-garden city park

**Payer's Name and Address**  
LONG ISLAND POWER AUTHORITY  
999 Stewart Avenue  
Bethpage, NY 11714

Account #	Class	Assessed Value	Tax Rate	2020 Full Taxes	Taxes Capped @ 2%	Reduction	PILOT Amount
2030005190	3	722.00	568.44	4,104.17	4,354.65	0.00	2,052.09
2030005191	3	41,376.00	568.44	235,199.39	249,553.42	0.00	117,599.70
2030005195A	3	8,440.00	568.44	47,976.67	50,904.66	0.00	23,988.34
2030005195	4	2,466.00	535.28	13,200.01	12,834.93	-227.27	6,372.74
2230005120	3	193,642.00	568.44	1,100,746.33	795,480.66	-326,297.94	224,075.23
2230005125	3	8,302.00	568.44	47,192.22	53,398.35	0.00	23,596.11
<b>First Half Due: \$397,684.20</b>			<b>Second Half Due: \$724,209.40</b>			<b>Total Due: \$1,121,893.59</b>	

This is your PILOT Statement for School purposes.

Although PILOT payments for School purposes is made to the Nassau Treasurer, all proceeds will be allocated proportionally to School Tax Authorities.

Payment of this PILOT is required by N.Y. Public Authorities Law Section 1020-q

School PILOT Payment - Second Half

**Second Half 2019/2020 PILOT Payment Due: May 10, 2020**

**School:** New hyde park-garden city park

**Second Half PILOT Amount Due:** \$724,209.40

**Payer:** LONG ISLAND POWER AUTHORITY

**Owner's Name:** New hyde park-garden city park

When paying by mail, detach and return this stub with payment for the first half amount due. If paying TOTAL DUE, return both the first and second half stubs with payment.

School PILOT Payment - First Half

**First Half 2019/2020 PILOT Payment Due: November 12, 2019**

**School:** New hyde park-garden city park


**First Half PILOT Amount Due:** \$397,684.20

**Payer:** LONG ISLAND POWER AUTHORITY

**Owner's Name:** New hyde park-garden city park

When paying by mail, detach and return this stub with payment for the first half amount due. If paying TOTAL DUE, return both the first and second half stubs with payment.

# **Adopted Budget**




**New Hyde Park-  
Garden City Park UFSD  
2020-2021**

**ADOPTED BUDGET**

**Board of Education**  
**Patricia Rudd, *President***  
**Tara Notine, *Vice President***

**Kathryn Canese, *Trustee***  
**David DeSanto, *Trustee***  
**Jennifer DeRocchis, *Trustee***  
**Jennifer Kerrane, *Trustee***  
**James Reddan, *Trustee***



## New Hyde Park - Garden City Park UFSD - 2020-2021 Adopted Budget

Budget Code Description	Code	2018-2019 Actual	2019-2020 Budget	2020-2021 Budget	%-age increase
<b>GENERAL SUPPORT</b>					
BOE EQUIPMENT	A 1010.230-00	\$ -	\$ -	\$ 2,235	
BD OF ED. ASSN DUES	A 1010.410-00	\$ 12,014	\$ 12,225	\$ 12,630	
CONFERENCE EXPENSE	A 1010.479-00	\$ 6,025	\$ 12,880	\$ 11,040	
BOCES - POLICIES	A 1010.490-00	\$ 29,860	\$ 19,540	\$ 18,040	
SUPPLIES	A 1010.510-00	\$ 2,011	\$ 2,800	\$ 2,800	
<b>A 1010...Board of Education</b>		<b>\$ 49,910</b>	<b>\$ 47,445</b>	<b>\$ 46,745</b>	<b>-1.48%</b>
SALARY-DISTRICT CLERK	A 1040.160-00	\$ 12,000	\$ 12,000	\$ 12,350	
DISTRICT CLERK EQUIPMENT	A 1040.230-00	\$ 53	\$ -	\$ -	
DISTRICT CLERK CONFERENCES	A 1040.479-00	\$ -	\$ 500	\$ 500	
DISTRICT CLERK-BOCES SERV	A 1040.490-00	\$ 10,933	\$ 10,985	\$ 11,020	
DISTRICT CLERK-SUPPLIES	A 1040.510-00	\$ 190	\$ 350	\$ 250	
<b>A 1040...District Clerk</b>		<b>\$ 23,177</b>	<b>\$ 23,835</b>	<b>\$ 24,120</b>	<b>1.20%</b>
ELECTION WORKER SALARY	A 1060.161-00	\$ 1,496	\$ 3,200	\$ 3,590	
RENTAL/DELY VOTE MACH	A 1060.433-00	\$ 2,820	\$ 3,170	\$ 2,820	
REG-ELEC CLERK FEES	A 1060.449-00	\$ 288	\$ 410	\$ 410	
PRTG ADVTG NOTICES BALL	A 1060.472-00	\$ 13,048	\$ 19,760	\$ 12,010	
SUPPLIES	A 1060.510-00	\$ -	\$ -	\$ 100	
<b>A 1060...District Meeting</b>		<b>\$ 17,652</b>	<b>\$ 26,540</b>	<b>\$ 18,930</b>	<b>-28.67%</b>
<b>A 10.....Board of Education</b>		<b>\$ 90,738</b>	<b>\$ 97,820</b>	<b>\$ 89,795</b>	<b>-8.20%</b>

## New Hyde Park - Garden City Park UFSD - 2020-2021 Adopted Budget

Budget Code Description	Code	Description
-------------------------	------	-------------

### GENERAL SUPPORT

BOE EQUIPMENT	A 1010.230-00	Equipment - i.e. chairs (12), etc.
BD OF ED. ASSN DUES	A 1010.410-00	Association Dues - i.e. NYSSBA, Nassau-Suffolk School Boards Association
CONFERENCE EXPENSE	A 1010.479-00	Conferences - i.e. NSSBA, Scope, Nassau-Suffolk School Boards Association, Capital Conference, NSBA National Advocacy Institute, etc., and related expenses
BOCES - POLICIES	A 1010.490-00	Update policies and administrative regulations, Superintendent electronic evaluation, Board Doc's Pro (electronic agendas and board minutes)
SUPPLIES	A 1010.510-00	plaques/awards, general supplies

#### A 1010...Board of Education

SALARY-DISTRICT CLERK	A 1040.160-00	Salary - District Clerk - reflects 19-20 salary
DISTRICT CLERK EQUIPMENT	A 1040.230-00	code not used
DISTRICT CLERK CONFERENCES	A 1040.479-00	Conferences - include but not limited to NYSSBA District Clerk Workshop, etc.
DISTRICT CLERK-BOCES SERV	A 1040.490-00	BOLD system
DISTRICT CLERK-SUPPLIES	A 1040.510-00	Materials & Supplies

#### A 1040...District Clerk

ELECTION WORKER SALARY	A 1060.161-00	Salaries for working registration as well as the election - includes Chief Election Inspector, and Clerks
RENTAL/DELY VOTE MACH	A 1060.433-00	Voting Machine Rental/Delivery/Return - 4 machines + ballot marking device + rental fee to have the district's budget vote at Tully Park
REG-ELEC CLERK FEES	A 1060.449-00	Food and snacks for election workers
PRTG ADVTG NOTICES BALL	A 1060.472-00	Printing and Advertising / Notifications for the vote and other legal notices, translation of all required documents for voting purposes to Spanish per Federal Voting Rights Act
SUPPLIES	A 1060.510-00	Materials & Supplies

#### A 1060...District Meeting

## New Hyde Park - Garden City Park UFSD - 2020-2021 Adopted Budget

Budget Code Description	Code	2018-2019 Actual	2019-2020 Budget	2020-2021 Budget	%-age increase
<b>GENERAL SUPPORT</b>					
SALARY-CHIEF SCHOOL ADM	A 1240.150-00	\$ 220,375	\$ 220,000	\$ 230,000	
SALARY-SECRETARY	A 1240.160-00	\$ 66,871	\$ 62,750	\$ 64,050	
SALARY-VOLUNTEER PROGRAM	A 1240.163-00	\$ 1,040	\$ 1,040	\$ 1,040	
EQUIPMENT	A 1240.230-00	\$ 545	\$ 5,535	\$ 3,480	
CHIEF SCH ADM ASSN DUES	A 1240.410-00	\$ 3,367	\$ 3,755	\$ 4,120	
SUPT SUBSCRIPTIONS	A 1240.411-00	\$ 475	\$ 785	\$ 785	
OTHER CONTRACTUAL EXP	A 1240.475-00	\$ -	\$ -	\$ 200	
MILEAGE	A 1240.478-00	\$ 302	\$ 1,200	\$ 1,200	
CONFERENCES-MEETINGS	A 1240.479-00	\$ 5,019	\$ 9,715	\$ 8,250	
OFFICE SUPPLIES	A 1240.510-00	\$ 779	\$ 4,000	\$ 2,500	
<b>A 1240...Chief School Administrator</b>		<b>\$ 298,772</b>	<b>\$ 308,780</b>	<b>\$ 315,625</b>	<b>2.22%</b>
<b>A 12...Central Administration</b>		<b>\$ 298,772</b>	<b>\$ 308,780</b>	<b>\$ 315,625</b>	<b>2.22%</b>

## New Hyde Park - Garden City Park UFSD - 2020-2021 Adopted Budget

Budget Code Description	Code	Description
<b>GENERAL SUPPORT</b>		
SALARY-CHIEF SCHOOL ADM	A 1240.150-00	Salary - Superintendent
SALARY-SECRETARY	A 1240.160-00	Salary - Superintendent's administrative assistant (1.0 FTE) - reflects 19-20 salary
SALARY-VOLUNTEER PROGRAM	A 1240.163-00	Volunteer coordinator for senior citizen program (seniors read to students, etc.)
EQUIPMENT	A 1240.230-00	Equipment - i.e. printers (2), tables (1), desks (1), etc.
CHIEF SCH ADM ASSN DUES	A 1240.410-00	Dues - include but not limited to NCCSS, NYSCOSS, AASA, ASCD, AMLE, Leaf, etc.
SUPT SUBSCRIPTIONS	A 1240.411-00	Subscriptions - include but not limited to - NHP Illustrated, NHP Courier, Newsday, etc.
OTHER CONTRACTUAL EXP	A 1240.475-00	Refreshments for meetings
MILEAGE	A 1240.478-00	Mileage reimbursement for travel associated with district work
CONFERENCES-MEETINGS	A 1240.479-00	Conferences - include but not limited to - Quadrant Meetings, AASA, Future Ready Conference, Fall & Winter Conference, Harvard Conference, etc.
OFFICE SUPPLIES	A 1240.510-00	Materials & Supplies

**A 1240...Chief School Administrator**

## New Hyde Park - Garden City Park UFSD - 2020-2021 Adopted Budget

Budget Code Description	Code	2018-2019 Actual	2019-2020 Budget	2020-2021 Budget	%-age increase
<b>GENERAL SUPPORT</b>					
ADMINISTRATION BUSINESS OFFICE	A 1310.150-00	\$ 221,347	\$ 214,995	\$ 214,995	
SALARIES-BUSINESS ADM	A 1310.160-00	\$ 311,176	\$ 343,340	\$ 344,985	
EQUIPMENT	A 1310.230-00	\$ 605	\$ 1,970	\$ 10,000	
APPRAISAL/BUSINESS SERVICES	A 1310.471-00	\$ 23,600	\$ 15,250	\$ 15,985	
BID ADVERTISING	A 1310.473-00	\$ -	\$ 300	\$ 300	
CONFERENCES-MEETINGS	A 1310.479-00	\$ 3,867	\$ 4,000	\$ 4,000	
BOCES-COMPUTER SERVICES	A 1310.490-00	\$ 16,653	\$ 19,270	\$ 18,100	
OFFICE SUPPLIES	A 1310.512-00	\$ 1,788	\$ 2,000	\$ 2,000	
<b>A 1310...District Operations</b>		<b>\$ 579,037</b>	<b>\$ 601,125</b>	<b>\$ 610,365</b>	<b>1.54%</b>
AUDITORS FEE	A 1320.449-00	\$ 35,250	\$ 35,000	\$ 32,250	
AUDITING FEE-INTERNAL	A 1320.450-00	\$ 15,000	\$ 15,000	\$ 15,000	
INTERNAL AUDITOR	A 1320.451-00	\$ 18,200	\$ 18,200	\$ 18,200	
<b>A 1320...Auditing Services</b>		<b>\$ 68,450</b>	<b>\$ 68,200</b>	<b>\$ 65,450</b>	<b>-4.03%</b>
TREASURER	A 1325.160-00	\$ 11,000	\$ 11,000	\$ 11,275	
<b>A 1325...District Operations</b>		<b>\$ 11,000</b>	<b>\$ 11,000</b>	<b>\$ 11,275</b>	<b>2.50%</b>
PURCHASING AGENT	A 1345.160-00	\$ -	\$ -	\$ 30,000	
<b>A 1345...District Purchasing</b>		<b>\$ -</b>	<b>\$ -</b>	<b>\$ 30,000</b>	
<b>A 13...Finance</b>		<b>\$ 658,487</b>	<b>\$ 680,325</b>	<b>\$ 717,090</b>	<b>5.40%</b>

## New Hyde Park - Garden City Park UFSD - 2020-2021 Adopted Budget

Budget Code Description	Code	Description
-------------------------	------	-------------

**GENERAL SUPPORT**

ADMINISTRATION BUSINESS OFFICE	A 1310.150-00	Salary - Assistant Superintendent - reflects 19-20 salary
SALARIES-BUSINESS ADM	A 1310.160-00	admin assist (reflects 19-20), assist business manager (reflects 19-20), acct. clerk, 2 personnel clerks, pt jr. acct. (contracts not settled - reflects 18-19) (5.5 FTEs) , overtime
EQUIPMENT	A 1310.230-00	Equipment - i.e. office furniture, etc.
APPRAISAL/BUSINESS SERVICES	A 1310.471-00	i.e. Annual update for the inventory system (CBIZ), actuarial analysis OPEB - GASB 75, Affordable Care Act compliance consultant (business)
BID ADVERTISING	A 1310.473-00	Advertising for Bids/RFP's
CONFERENCES-MEETINGS	A 1310.479-00	Conferences/Dues - i.e. ASBO New York - annual conference in Albany, ASBO International, ASBO (Nassau chapter) - for Assistant Superintendent and business office staff, etc.
BOCES-COMPUTER SERVICES	A 1310.490-00	E-Rate, State Aid Planning, Cooperative Bidding
OFFICE SUPPLIES	A 1310.512-00	Materials and Supplies

**A 1310...District Operations**

AUDITORS FEE	A 1320.449-00	Public Auditor (External)
AUDITING FEE-INTERNAL	A 1320.450-00	Claims Auditor - fee for reviewing all checks and warrants prior to releasing checks
INTERNAL AUDITOR	A 1320.451-00	Internal Auditor (annual update of risk assessment + control testing of at least 1 area per year)

**A 1320...Auditing Services**

TREASURER	A 1325.160-00	Treasurer - reports directly to the board of education - reflects 19-20 salary
-----------	---------------	--

**A 1325...District Operations**

PURCHASING AGENT	A 1345.160-00	Purchasing Agent (0.5 FTE)
------------------	---------------	----------------------------

**A 1345...District Purchasing**

## New Hyde Park - Garden City Park UFSD - 2020-2021 Adopted Budget

Budget Code Description	Code	2018-2019 Actual	2019-2020 Budget	2020-2021 Budget	%-age increase
<b>GENERAL SUPPORT</b>					
COUNSEL RETAINER/OTHER	A 1420.448-00	\$ 90,273	\$ 71,500	\$ 81,500	
FEES-HEARINGS	A 1420.449-00	\$ 159,034	\$ 43,945	\$ 47,500	
<b>A 1420...Legal Services</b>		<b>\$ 249,307</b>	<b>\$ 115,445</b>	<b>\$ 129,000</b>	<b>11.74%</b>
PERSONNEL - SALARIES	A 1430.160-00	\$ 7,047	\$ 7,050	\$ 7,130	
COUNSEL PERSONNEL RETAINER/OTHER	A 1430.449-00	\$ 94,744	\$ 73,700	\$ 84,700	
RECRUITMENT ADVERTISING	A 1430.470-00	\$ -	\$ 3,000	\$ 3,000	
FINGERPRINTING	A 1430.471-00	\$ 1,191	\$ 2,500	\$ 2,500	
BOCES - PERSONNEL SERVICES	A 1430.490-00	\$ 7,850	\$ 7,990	\$ 23,585	
SUPPLIES	A 1430.500-00	\$ 508	\$ 600	\$ 600	
<b>A 1430...Personnel</b>		<b>\$ 111,339</b>	<b>\$ 94,840</b>	<b>\$ 121,515</b>	<b>28.13%</b>
DOOR MONITOR - REGISTRATION	A 1480.161-00	\$ 760	\$ 1,320	\$ 1,345	
MAIL-NEWSBRIEFS ETC	A 1480.470-00	\$ 10,916	\$ 14,000	\$ 11,000	
BOCES - PUBLIC INFORMATION	A 1480.490-00	\$ 36,840	\$ 40,430	\$ 40,115	
<b>A 1480...District Mailings</b>		<b>\$ 48,516</b>	<b>\$ 55,750</b>	<b>\$ 52,460</b>	<b>-5.90%</b>
<b>A 14...Staff</b>		<b>\$ 409,163</b>	<b>\$ 266,035</b>	<b>\$ 302,975</b>	<b>13.89%</b>

## New Hyde Park - Garden City Park UFSD - 2020-2021 Adopted Budget

Budget Code Description	Code	Description
-------------------------	------	-------------

**GENERAL SUPPORT**

COUNSEL RETAINER/OTHER	A 1420.448-00	Cost for district general counsel (retainer + non-retainer general counsel items)
FEES-HEARINGS	A 1420.449-00	OMNI (TPA - 403B), Capital Markets (Financial Advisors), Consulting services (TAN issuance), possible impartial hearing, Affordable Care Act compliance consultant (legal), other legal services

**A 1420...Legal Services**

PERSONNEL - SALARIES	A 1430.160-00	Stipend for sub-calling, and district notary
COUNSEL PERSONNEL RETAINER/OTHER	A 1430.449-00	Legal fees for negotiations and labor related issues
RECRUITMENT ADVERTISING	A 1430.470-00	Advertising for open positions
FINGERPRINTING	A 1430.471-00	Fingerprinting reimbursements to substitutes as well as members of the custodial/monitors units
BOCES - PERSONNEL SERVICES	A 1430.490-00	Negotiation Information Services, AESOP (substitute placement program), OLAS (Online Application System)
SUPPLIES	A 1430.500-00	Material & Supplies

**A 1430...Personnel**

DOOR MONITOR - REGISTRATION	A 1480.161-00	Door Monitor to work during central registration
MAIL-NEWSBRIEFS ETC	A 1480.470-00	Includes set up and mailing of school calendar, budget post cards (bilingual), as well as funding for mail machine, FedEx, etc.
BOCES - PUBLIC INFORMATION	A 1480.490-00	Graphic arts and printing (i.e. utilized for the district calendar, parent contact forms, academic achievement forms, writing portfolios, etc.), public relations (Syntax)

**A 1480...District Mailings**

## New Hyde Park - Garden City Park UFSD - 2020-2021 Adopted Budget

Budget Code Description	Code	2018-2019 Actual	2019-2020 Budget	2020-2021 Budget	%-age increase
<b>GENERAL SUPPORT</b>					
SALARIES	A 1620.160-00	\$ 140,199	\$ 137,220	\$ 124,830	
SALARIES-CUSTODIANS	A 1620.161-00	\$ 977,969	\$ 1,017,940	\$ 1,039,550	
SALARIES-SECURITY	A 1620.162-00	\$ 3,777	\$ 8,360	\$ -	
O/T CUSTODIANS	A 1620.164-00	\$ 27,196	\$ 30,000	\$ 30,000	
CLEANERS P/T	A 1620.165-00	\$ 56,925	\$ 25,250	\$ 31,700	
EQUIPMENT-DIST	A 1620.230-00	\$ 32,250	\$ 36,100	\$ 26,820	
TRAINING/LICENSING	A 1620.430-00	\$ 2,188	\$ 3,015	\$ 2,390	
SECURITY GUARD CONSULTANT	A 1620.440-00	\$ 196,866	\$ 199,065	\$ -	
FUEL OIL	A 1620.441-00	\$ 12,158	\$ 39,060	\$ 32,750	
WATER	A 1620.442-00	\$ 10,670	\$ 11,665	\$ 9,925	
GAS & ELECTRIC	A 1620.443-00	\$ 370,215	\$ 399,800	\$ 378,670	
TELEPHONE	A 1620.444-00	\$ 12,285	\$ 12,495	\$ 12,280	
REPAIR-FURN/EQUIP DIST	A 1620.462-00	\$ 4,607	\$ 5,000	\$ 5,000	
REPAIRS CUSTODIAL EQUIP.	A 1620.463-00	\$ 1,306	\$ 1,000	\$ 1,400	
RENTAL EQUIPMENT	A 1620.464-00	\$ 4,757	\$ 3,000	\$ 3,500	
CONTRACT-ELEVATOR MAINT	A 1620.470-00	\$ 10,618	\$ 9,400	\$ 10,400	
CONTRACT-RUBBISH REMOVAL	A 1620.471-00	\$ 33,050	\$ 36,050	\$ 43,035	
CONTRACT EXP.	A 1620.472-00	\$ 34,096	\$ 22,120	\$ 21,165	
SECURITY SYSTEMS MONITORING	A 1620.476-00	\$ 23,558	\$ 26,400	\$ -	
CONTRACT-FIRE/SMOKE/ELEV. ALARMS	A 1620.477-00	\$ 11,009	\$ 3,720	\$ 9,440	
CONFERENCES-MEETINGS	A 1620.479-00	\$ 3,311	\$ 3,280	\$ 3,345	
BOCES - HEALTH & SAFETY	A 1620.490-00	\$ 69,619	\$ 67,200	\$ 65,515	
SUPPLIES	A 1620.545-00	\$ 110,266	\$ 95,000	\$ 105,000	
<b>A 1620...Operations</b>		<b>\$ 2,148,893</b>	<b>\$ 2,192,140</b>	<b>\$ 1,956,715</b>	<b>-10.74%</b>

## New Hyde Park - Garden City Park UFSD - 2020-2021 Adopted Budget

Budget Code Description	Code	Description
<b>GENERAL SUPPORT</b>		
SALARIES	A 1620.160-00	Salary - Director of Facilities/Transportation (60% budgeted here, 40% budgeted in transportation 5510.160) (reflects 19-20 salary) + 1 FTE clerical (reflects 18-19 salary (contract not settled))
SALARIES-CUSTODIANS	A 1620.161-00	Salary - 19FTEs (14 cleaners, 4 head custodians, 1 custodian) - reflects 18-19 salary (contract not settled)
SALARIES-SECURITY	A 1620.162-00	code no longer used - funds allocated to A1622.162-00
O/T CUSTODIANS	A 1620.164-00	Salary - custodial OT
CLEANERS P/T	A 1620.165-00	Salary - part time cleaners (substitutes)
EQUIPMENT-DIST	A 1620.230-00	Includes but not limited to - water bottle filling stations (1 per building), a/c's, carpet extractors (1), floor stripping machines (1), vacuums (4), floor burnisher (1), platform truck (1), misc. tools, etc.
TRAINING/LICENSING	A 1620.430-00	Custodial training/workshops, asbestos training/licenses, etc.- security training/license renewal costs have been moved to A1622.411-00
SECURITY GUARD CONSULTANT	A 1620.440-00	code no longer used - funds allocated to A1622.440-00
FUEL OIL	A 1620.441-00	Fuel oil - for heating buildings
WATER	A 1620.442-00	Water used in district - i.e. Water Authority (HGS, NHPRS), Garden City Park Water (MO, GCP), water service (currently utilizing WB Mason)
GAS & ELECTRIC	A 1620.443-00	Electric & Gas (PSEG and National Grid)
TELEPHONE	A 1620.444-00	Telephone - includes wireless, and land lines
REPAIR-FURN/EQUIP DIST	A 1620.462-00	Repair of district furniture / equipment / gymnasium equipment and partitions
REPAIRS CUSTODIAL EQUIP.	A 1620.463-00	Repair of custodial equipment
RENTAL EQUIPMENT	A 1620.464-00	Rental equipment - for large machinery/tools not owned by district - used for in-house repairs - i.e. boom lift used to allow staff to clean gutters
CONTRACT-ELEVATOR MAINT	A 1620.470-00	Elevator maintenance contracts - includes inspections, and preventative maintenance and repairs
CONTRACT-RUBBISH REMOVAL	A 1620.471-00	Rubbish removal and dumping fees
CONTRACT EXP.	A 1620.472-00	Contracts including but not limited to: fire inspection/safety training, exterminating, shredding services, shade repair/replacement services, maintenance cost for timekeeping system, fire extinguisher inspection, fuel oil tank sump maintenance and system monitoring and testing, steam boiler inspections, GPS for district vehicles, etc.
SECURITY SYSTEMS MONITORING	A 1620.476-00	Code no longer used - Security monitoring costs have been moved to code A1622.411-00 and elevator alarm monitoring (emergency call button) has been moved to code A1620.477-00
CONTRACT-FIRE/SMOKE/ELEV. ALARMS	A 1620.477-00	Contract - inspection, cleaning, and testing of fire/smoke alarms, elevator alarm monitoring (emergency call button), repairs as needed
CONFERENCES-MEETINGS	A 1620.479-00	Conferences - includes but not limited to NYSBGA, Nassau County - BGA, mileage reimbursement, etc.
BOCES - HEALTH & SAFETY	A 1620.490-00	BOCES - Health & Safety, Phone Lines, Phone Service Agreement - 100MBPS Fiber Optic, connection from Nassau BOCES to police, maintenance agreement for phone system, phone repairs/new phones
SUPPLIES	A 1620.545-00	Supplies

**A 1620...Operations**

## New Hyde Park - Garden City Park UFSD - 2020-2021 Adopted Budget

Budget Code Description	Code	2018-2019 Actual	2019-2020 Budget	2020-2021 Budget	%-age increase
<b>GENERAL SUPPORT</b>					
SALARIES-GRNDSKP	A 1621.161-00	\$ 84,775	\$ 106,430	\$ 88,220	
SALARIES-MAINTENANCE	A 1621.162-00	\$ 128,355	\$ 136,395	\$ 121,925	
SALARIES-O/T MAINTAINERS/GRDS	A 1621.163-00	\$ 16,842	\$ 15,000	\$ 15,000	
MAINTENANCE-EQUIP	A 1621.230-00	\$ 59,778	\$ 12,055	\$ 9,925	
REP. BURNER/BOILER	A 1621.463-00	\$ 50,812	\$ 25,000	\$ 30,000	
REP. ELEC/HEAT/PLUMBING	A 1621.464-00	\$ 41,156	\$ 31,000	\$ 42,000	
SPECIAL MAINT. PROJ. GCP	A 1621.466-01	\$ 9,724	\$ 6,500	\$ 7,205	
SPECIAL MAINT. PROJ. HGS	A 1621.466-02	\$ 6,411	\$ 16,000	\$ 2,770	
SPECIAL MAINT. PROJ. MO	A 1621.466-03	\$ 10,046	\$ 8,000	\$ 9,285	
SPECIAL MAINT. PROJ. NHP	A 1621.466-04	\$ 2,995	\$ 8,000	\$ 14,520	
REPAIRS/CONTRACTUAL	A 1621.479-00	\$ 219,877	\$ 162,000	\$ 200,000	
MAINTENANCE - SUPPLIES	A 1621.551-00	\$ 71,164	\$ 70,000	\$ 75,000	
<b>A 1621...Maintenance</b>		<b>\$ 701,936</b>	<b>\$ 596,380</b>	<b>\$ 615,850</b>	<b>3.26%</b>
SALARIES - SECURITY	A 1622.162-00	\$ -	\$ -	\$ 8,360	
EQUIPMENT - SECURITY	A 1622.230-00	\$ -	\$ -	\$ 260	
OTHER CONTRACTUAL - SECURITY	A 1622.411-00	\$ -	\$ -	\$ 26,290	
SECURITY GUARD CONSULTANT	A 1622.440-00	\$ -	\$ -	\$ 199,370	
<b>A 1622...Security</b>		<b>\$ -</b>	<b>\$ -</b>	<b>\$ 234,280</b>	

## New Hyde Park - Garden City Park UFSD - 2020-2021 Adopted Budget

Budget Code Description	Code	Description
-------------------------	------	-------------

### GENERAL SUPPORT

SALARIES-GRNDSKP	A 1621.161-00	Salary - Groundskeepers (2.0 FTE) - reflects 18-19 salary (contract not settled)
SALARIES-MAINTENANCE	A 1621.162-00	Salary - Maintainers (2.0 FTE) - reflects 18-19 salary (contract not settled)
SALARIES-O/T MAINTAINERS/GRDS	A 1621.163-00	Salary - OT Maintenance/Grounds
MAINTENANCE-EQUIP	A 1621.230-00	Includes but not limited to - big equipment trailer, deckmower attachment, walk behind mowers, lawn sweeper, misc. tools, etc.
REP. BURNER/BOILER	A 1621.463-00	Repair of district oil burners / boilers
REP. ELEC/HEAT/PLUMBING	A 1621.464-00	Repairs / Inspections of HVAC, electric, and plumbing (including backflow prevention test)
SPECIAL MAINT. PROJ. GCP	A 1621.466-01	Includes but not limited to: Sanding, repairing, and refinishing wood floors in 3 classrooms, etc.
SPECIAL MAINT. PROJ. HGS	A 1621.466-02	Includes but not limited to: Sanding, repairing, and refinishing wood floors in 1 classroom, etc.
SPECIAL MAINT. PROJ. MO	A 1621.466-03	Includes but not limited to: Tiling of main office conference room, main office, and principal's office, etc.
SPECIAL MAINT. PROJ. NHP	A 1621.466-04	Includes but not limited to: P/A system upgrades, replacing flooring in 3 classrooms, etc.
REPAIRS/CONTRACTUAL	A 1621.479-00	Contractual items such as environmental testing/inspections, AHERA triennial, fence repairs, concrete repairs, abatements, vehicle repairs, PA system repairs, roof repairs, phone installations, wet/dry mop service, architect fees, etc.
MAINTENANCE - SUPPLIES	A 1621.551-00	Materials and Supplies

#### A 1621...Maintenance

SALARIES - SECURITY	A 1622.162-00	Salary - In-House Security - Replaces code A1620.162-00
EQUIPMENT - SECURITY	A 1622.230-00	Includes but not limited to - stool, etc.
OTHER CONTRACTUAL - SECURITY	A 1622.411-00	Includes but not limited to - security guard training/license renewal fees (in-house staff - previously budgeted in A1620.430-00), maintenance plan for CCTV and access control, burglar/panic alarm monitoring, IAC camera monitoring, and various repairs (previously budgeted in A1620.476-00)
SECURITY GUARD CONSULTANT	A 1622.440-00	Security guard service - (bidded vendor) - 1 guard per building - Replaces code A1620.440-00

#### A 1622...Security

## New Hyde Park - Garden City Park UFSD - 2020-2021 Adopted Budget

Budget Code Description	Code	2018-2019 Actual	2019-2020 Budget	2020-2021 Budget	%-age increase
<b>GENERAL SUPPORT</b>					
SALARIES-DP	A 1680.160-00	\$ 46,215	\$ 47,840	\$ 55,460	
EQUIPMENT-DP	A 1680.230-00	\$ 500	\$ 3,830	\$ 5,000	
REPAIR/LEASE OF EQUIPMENT	A 1680.460-00	\$ 2,046	\$ 2,835	\$ 2,835	
CONFERENCES	A 1680.479-00	\$ -	\$ 250	\$ 250	
BOCES SERVICES	A 1680.490-00	\$ 30,817	\$ 36,465	\$ 53,500	
SUPPLIES	A 1680.510-00	\$ 289	\$ 400	\$ 400	
XEROX PAPER & SUPPLIES DIST	A 1680.517-00	\$ 2,112	\$ 2,500	\$ 2,500	
<b>A 1680...Central Data Processing</b>		<b>\$ 81,979</b>	<b>\$ 94,120</b>	<b>\$ 119,945</b>	<b>27.44%</b>
<b>A 16...Central Services</b>		<b>\$ 2,932,808</b>	<b>\$ 2,882,640</b>	<b>\$ 2,926,790</b>	<b>1.53%</b>

## New Hyde Park - Garden City Park UFSD - 2020-2021 Adopted Budget

Budget Code Description	Code	Description
-------------------------	------	-------------

**GENERAL SUPPORT**

SALARIES-DP	A 1680.160-00	Salary - payroll (1.0 FTE) - reflects 18-19 salary (contract not settled), stipend for record keeping
EQUIPMENT-DP	A 1680.230-00	Equipment - i.e. new computer, file cabinets, etc.
REPAIR/LEASE OF EQUIPMENT	A 1680.460-00	Repairs to office equipment if necessary, postage machine lease
CONFERENCES	A 1680.479-00	Data processing conferences (i.e. payroll updates/Finance Manager module updates, etc.)
BOCES SERVICES	A 1680.490-00	BOCES - Finance Manager (FM), W-2's/1099's, Forecast5, EDGE maint for check folding/sealing machine
SUPPLIES	A 1680.510-00	Supplies for data processing
XEROX PAPER & SUPPLIES DIST	A 1680.517-00	Copy Paper - Central Office

**A 1680...Central Data Processing**

## New Hyde Park - Garden City Park UFSD - 2020-2021 Adopted Budget

Budget Code Description	Code	2018-2019 Actual	2019-2020 Budget	2020-2021 Budget	%-age increase
<b>GENERAL SUPPORT</b>					
INSURANCE	A 1910.420-00	\$ 198,356	\$ 219,120	\$ 230,305	
<b>A 1910...Insurance</b>		<b>\$ 198,356</b>	<b>\$ 219,120</b>	<b>\$ 230,305</b>	<b>5.10%</b>
BOCES ADMIN CHARGES	A 1981.490-00	\$ 213,537	\$ 215,945	\$ 216,360	
<b>A 1981...BOCES Administration</b>		<b>\$ 213,537</b>	<b>\$ 215,945</b>	<b>\$ 216,360</b>	<b>0.19%</b>
<b>A 19...Special Items</b>		<b>\$ 411,893</b>	<b>\$ 435,065</b>	<b>\$ 446,665</b>	<b>2.67%</b>
<b>TOTAL GENERAL SUPPORT</b>		<b>\$ 4,801,861</b>	<b>\$ 4,670,665</b>	<b>\$ 4,798,940</b>	<b>2.75%</b>

## New Hyde Park - Garden City Park UFSD - 2020-2021 Adopted Budget

Budget Code Description	Code	Description
<b>GENERAL SUPPORT</b>		
INSURANCE <b>A 1910...Insurance</b>	A 1910.420-00	Coverage via New York State Insurance Reciprocal (insurance also charged to 5510.424-00), UST insurance, crime policy, student accident policy
BOCES ADMIN CHARGES <b>A 1981...BOCES Administration</b>	A 1981.490-00	BOCES Admin Charges/ Rental of Facilities/ Capital Projects - mandated obligation
<b>TOTAL GENERAL SUPPORT</b>		

## New Hyde Park - Garden City Park UFSD - 2020-2021 Adopted Budget

Budget Code Description	Code	2018-2019 Actual	2019-2020 Budget	2020-2021 Budget	%-age increase
<b>INSTRUCTION</b>					
SAL. CURRIC. WRIT.	A 2010.150-00	\$ 5,493	\$ 4,500	\$ 21,000	
CURRICULUM DIRECTOR	A 2010.151-00	\$ 86,577	\$ 85,470	\$ 85,470	
SALARIES-SECRETARIES	A 2010.161-00	\$ 82,641	\$ 83,230	\$ 83,850	
CURRICULUM - EQUIPMENT	A 2010.230-00	\$ 709	\$ 1,005	\$ 430	
DUES	A 2010.410-00	\$ 1,549	\$ 1,910	\$ 1,710	
SUPV & EVALUATION DEVELOP.	A 2010.470-00	\$ 42,133	\$ 11,900	\$ 40,800	
CONFERENCES - MEETINGS	A 2010.479-00	\$ 908	\$ 2,200	\$ 2,200	
OFFICE SUPPLIES - CURRICULUM	A 2010.510-00	\$ 541	\$ 500	\$ 750	
<b>A 2010...Instruction and Learning</b>		<b>\$ 220,551</b>	<b>\$ 190,715</b>	<b>\$ 236,210</b>	<b>23.85%</b>

## New Hyde Park - Garden City Park UFSD - 2020-2021 Adopted Budget

Budget Code Description	Code	Description
-------------------------	------	-------------

**INSTRUCTION**

SAL. CURRIC. WRIT.	A 2010.150-00	Mentors (2), curriculum writing - Social Studies (14 teachers to work 30 hours each).
CURRICULUM DIRECTOR	A 2010.151-00	Director of Curriculum, Instruction, and Technology (0.5 FTE in this code, 0.5 FTE allocated to A2020.150-01,02,03,04) - reflects 19-20 salary (contract not settled)
SALARIES-SECRETARIES	A 2010.161-00	Salary - clerical (2.0 FTE) - reflects 18-19 salary (contract not settled)
CURRICULUM - EQUIPMENT	A 2010.230-00	Curriculum office equipment - i.e. Xerox work center (printer, scanner, copier, fax)
DUES	A 2010.410-00	Dues - curriculum related organizations - i.e. NADCO, ASCD, SCOPE, ASA, etc.
SUPV & EVALUATION DEVELOP.	A 2010.470-00	Staff development - i.e. Global Compliance Network, Erica Pecorale, Tom Murray, Diversity Training, Treavor Regan, etc.
CONFERENCES - MEETINGS	A 2010.479-00	Conferences - curriculum related - i.e. eSchool, LIASCD, NADCO, etc.
OFFICE SUPPLIES - CURRICULUM	A 2010.510-00	Office supplies for the Curriculum office

**A 2010...Instruction and Learning**

## New Hyde Park - Garden City Park UFSD - 2020-2021 Adopted Budget

Budget Code Description	Code	2018-2019 Actual	2019-2020 Budget	2020-2021 Budget	%-age increase
<b>INSTRUCTION</b>					
SALARIES-PRINC/SUPV GCP	A 2020.150-01	\$ 170,321	\$ 171,920	\$ 190,920	
SALARIES-PRINC/SUPV HGS	A 2020.150-02	\$ 170,321	\$ 219,920	\$ 247,920	
SALARIES-PRINC/SUPV MO	A 2020.150-03	\$ 170,321	\$ 171,920	\$ 188,370	
SALARIES-PRINC/SUPV NHP	A 2020.150-04	\$ 170,321	\$ 219,920	\$ 247,920	
SALARIES-SECRETARIES GCP	A 2020.160-01	\$ 63,328	\$ 62,700	\$ 62,700	
SALARIES-SECRETARIES HGS	A 2020.160-02	\$ 51,191	\$ 69,865	\$ 107,755	
SALARIES-SECRETARIES MO	A 2020.160-03	\$ 60,258	\$ 60,735	\$ 60,465	
SALARIES-SECRETARIES NHP	A 2020.160-04	\$ 61,928	\$ 62,300	\$ 62,300	
SALARIES-OFFICE MONITORS GCP	A 2020.161-01	\$ 15,570	\$ 15,605	\$ 17,030	
SALARIES-OFFICE MONITORS HGS	A 2020.161-02	\$ 9,907	\$ -	\$ -	
SALARIES-OFFICE MONITORS MO	A 2020.161-03	\$ 12,870	\$ 12,475	\$ -	
SALARIES-OFFICE MONITORS NHP	A 2020.161-04	\$ 16,497	\$ 15,605	\$ 17,030	
OFFICE EQUIPMENT - TECH OFFICE	A 2020.230-00	\$ -	\$ -	\$ -	
OFFICE EQUIPMENT - PPS	A 2020.231-00	\$ 114	\$ -	\$ 230	
OFFICE EQUIPMENT GCP	A 2020.230-01	\$ 1,115	\$ 525	\$ 3,290	
OFFICE EQUIPMENT HGS	A 2020.230-02	\$ -	\$ -	\$ 390	
OFFICE EQUIPMENT MO	A 2020.230-03	\$ 497	\$ 595	\$ 985	
OFFICE EQUIPMENT NHP	A 2020.230-04	\$ 195	\$ 305	\$ 660	
DUES	A 2020.409-00	\$ 200	\$ 200	\$ 200	
DUES	A 2020.410-00	\$ -	\$ -	\$ 385	
DUES/SUBSCRIPTIONS/OTHER - GCP	A 2020.410-01	\$ 169	\$ 385	\$ 405	
DUES/SUBSCRIPTIONS/OTHER - HGS	A 2020.410-02	\$ 198	\$ 200	\$ -	
DUES/SUBSCRIPTIONS/OTHER - MO	A 2020.410-03	\$ 314	\$ 315	\$ 315	
DUES/SUBSCRIPTIONS/OTHER - NHP	A 2020.410-04	\$ -	\$ 300	\$ 390	
CONFERENCES - MEETINGS	A 2020.478-00	\$ 1,229	\$ 2,000	\$ 2,000	
CONF MTGS-TECH	A 2020.479-00	\$ -	\$ 250	\$ 500	

## New Hyde Park - Garden City Park UFSD - 2020-2021 Adopted Budget

Budget Code Description	Code	Description
-------------------------	------	-------------

**INSTRUCTION**

SALARIES-PRINC/SUPV GCP	A 2020.150-01	Salary - Principal (1 FTE), Assistant Principal (0.2 FTE), and Director of CIT (0.125 FTE) - reflects 19-20 salary (contract not settled)
SALARIES-PRINC/SUPV HGS	A 2020.150-02	Salary - Principal (1 FTE), Assistant Principal (0.8 FTE), and Director of CIT (0.125 FTE) - reflects 19-20 salary (contract not settled)
SALARIES-PRINC/SUPV MO	A 2020.150-03	Salary - Principal (1 FTE), Assistant Principal (0.2 FTE), and Director of CIT (0.125 FTE) - reflects 19-20 salary (contract not settled)
SALARIES-PRINC/SUPV NHP	A 2020.150-04	Salary - Principal (1 FTE), Assistant Principal (0.8 FTE), and Director of CIT (0.125 FTE) - reflects 19-20 salary (contract not settled)
SALARIES-SECRETARIES GCP	A 2020.160-01	Salary - Clerical who support the principal (1.125 FTE) - reflects 18-19 salary (contract not settled)
SALARIES-SECRETARIES HGS	A 2020.160-02	Salary - Clerical who support the principal (2.125 FTE) (includes 1.0 FTE clerical position which used to be a 5 hour Monitor and was charged to code A2020.161-02) - reflects 18-19 salary (contract not settled)
SALARIES-SECRETARIES MO	A 2020.160-03	Salary - Clerical who support the principal (1.839 FTE) (includes 5 hour clerical position which used to be a 5 hour Monitor and was charged to code A2020.161-03) - reflects 18-19 salary (contract not settled)
SALARIES-SECRETARIES NHP	A 2020.160-04	Salary - Clerical who support the principal (1.125 FTE) - reflects 18-19 salary (contract not settled)
SALARIES-OFFICE MONITORS GCP	A 2020.161-01	Salary - monitor working in principal's office (one monitor - 5 hours per day)
SALARIES-OFFICE MONITORS HGS	A 2020.161-02	Code no longer used - position being filled with (1.0 FTE) Clerical (see code 2020.160-02)
SALARIES-OFFICE MONITORS MO	A 2020.161-03	Code no longer used - position being filled with 5 hour Clerical (see code 2020.160-03)
SALARIES-OFFICE MONITORS NHP	A 2020.161-04	Salary - monitor working in principal's office (one monitor - 5 hours per day)
OFFICE EQUIPMENT - TECH OFFICE	A 2020.230-00	Office Equip - Tech - code not being used
OFFICE EQUIPMENT - PPS	A 2020.231-00	Office Equip - Spec Ed - i.e. electric staplers (1), etc.
OFFICE EQUIPMENT GCP	A 2020.230-01	Office Equip GCP - i.e. standing desk, desk chairs (2), computer for office monitor, etc.
OFFICE EQUIPMENT HGS	A 2020.230-02	Office Equip HGS - i.e. desk chairs (2), etc.
OFFICE EQUIPMENT MO	A 2020.230-03	Office Equip MO - i.e. Greeter's desks (1), printers (1), etc.
OFFICE EQUIPMENT NHP	A 2020.230-04	Office Equip NHP - i.e. desk chairs (2)
DUES	A 2020.409-00	Dues - Spec Ed. - Including but not limited to LIASEA membership, etc.
DUES	A 2020.410-00	Dues - Technology - Including but not limited to NAESP, Suffolk Asset, etc.
DUES/SUBSCRIPTIONS/OTHER - GCP	A 2020.410-01	Including but not limited to ASCD, NAESP, etc.
DUES/SUBSCRIPTIONS/OTHER - HGS	A 2020.410-02	code not being used
DUES/SUBSCRIPTIONS/OTHER - MO	A 2020.410-03	Including but not limited to ASCD, NAESP, etc.
DUES/SUBSCRIPTIONS/OTHER - NHP	A 2020.410-04	Including but not limited to ASCD, NAESP, Marshall Memo, The Master Teacher, etc.
CONFERENCES - MEETINGS	A 2020.478-00	Spec Ed. - conferences and meetings - Including but not limited to LIASEA, etc.
CONF MTGS-TECH	A 2020.479-00	CIT Director - conferences and meetings - Including but not limited to LI Tech Summit, Suffolk ASSET, etc.

## New Hyde Park - Garden City Park UFSD - 2020-2021 Adopted Budget

Budget Code Description	Code	2018-2019 Actual	2019-2020 Budget	2020-2021 Budget	%-age increase
<b>INSTRUCTION</b>					
CONF MTGS-PRINC/SUPV - GCP	A 2020.479-01	\$ 205	\$ 300	\$ 265	
CONF MTGS-PRINC/SUPV - HGS	A 2020.479-02	\$ 175	\$ 300	\$ 300	
CONF MTGS-PRINC/SUPV - MO	A 2020.479-03	\$ 188	\$ 315	\$ 785	
CONF MTGS-PRINC/SUPV - NHP	A 2020.479-04	\$ 1,110	\$ 320	\$ 320	
OFFICE SUPPLIES-GCP	A 2020.510-01	\$ 1,113	\$ 1,265	\$ 1,280	
OFFICE SUPPLIES-HGS	A 2020.510-02	\$ 1,749	\$ 2,420	\$ 2,440	
OFFICE SUPPLIES-MO	A 2020.510-03	\$ 932	\$ 1,360	\$ 1,465	
OFFICE SUPPLIES-NHP	A 2020.510-04	\$ 1,750	\$ 2,250	\$ 2,230	
PROF BKS - TECH	A 2020.511-00	\$ 41	\$ 100	\$ 500	
PROF BKS GCP	A 2020.511-01	\$ 85	\$ 100	\$ 100	
PROF BKS HGS	A 2020.511-02	\$ -	\$ 100	\$ 100	
PROF BKS MO	A 2020.511-03	\$ 83	\$ 100	\$ 100	
PROF BKS NHP	A 2020.511-04	\$ 75	\$ 100	\$ 100	
<b>A 2020...Regular School Non Instruction</b>		<b>\$ 984,371</b>	<b>\$ 1,097,070</b>	<b>\$ 1,222,145</b>	<b>11.40%</b>
SALARY-IN SERVICE	A 2070.150-00	\$ -	\$ 4,425	\$ 122,645	
IN SERVICE FEES	A 2070.470-00	\$ 1,453	\$ 2,400	\$ 2,300	
BOCES-STAFF DEVELOPMENT	A 2070.490-00	\$ 18,499	\$ 141,170	\$ 21,125	
IN SERVICE SUPPLIES	A 2070.510-00	\$ -	\$ 1,500	\$ 1,500	
<b>A 2070...Inservice Training-Instruction</b>		<b>\$ 19,952</b>	<b>\$ 149,495</b>	<b>\$ 147,570</b>	<b>-1.29%</b>
<b>A 20...Admin &amp; Improvement</b>		<b>\$ 1,224,874</b>	<b>\$ 1,437,280</b>	<b>\$ 1,605,925</b>	<b>11.73%</b>

## New Hyde Park - Garden City Park UFSD - 2020-2021 Adopted Budget

Budget Code Description	Code	Description
-------------------------	------	-------------

**INSTRUCTION**

CONF MTGS-PRINC/SUPV - GCP	A 2020.479-01	Conferences - Including but not limited to LI Tech Summit, LIASCD, etc.
CONF MTGS-PRINC/SUPV - HGS	A 2020.479-02	Conferences - Including but not limited to LIASCD, etc.
CONF MTGS-PRINC/SUPV - MO	A 2020.479-03	Conferences - Including but not limited to Teachers College Leadership Institute, etc.
CONF MTGS-PRINC/SUPV - NHP	A 2020.479-04	Conferences - Including but not limited to LI Tech Summit, LIASCD, etc.
OFFICE SUPPLIES-GCP	A 2020.510-01	Office Supplies - Principal - GCP
OFFICE SUPPLIES-HGS	A 2020.510-02	Office Supplies - Principal - HGS
OFFICE SUPPLIES-MO	A 2020.510-03	Office Supplies - Principal - MO
OFFICE SUPPLIES-NHP	A 2020.510-04	Office Supplies - Principal - NHP
PROF BKS - TECH	A 2020.511-00	Professional books - Technology
PROF BKS GCP	A 2020.511-01	Professional books - GCP
PROF BKS HGS	A 2020.511-02	Professional books - HGS
PROF BKS MO	A 2020.511-03	Professional books - MO
PROF BKS NHP	A 2020.511-04	Professional books - NHP

**A 2020...Regular School Non Instruction**

SALARY-IN SERVICE	A 2070.150-00	Salary - In-service training - Includes a Literacy Coach (1.0 FTE), + payments to teachers for providing professional development to other teachers - i.e. Professional Development Presenter - 2 Hr. Mondays, In-service Instructors (7.5 hour courses and 15 hour courses) etc.
IN SERVICE FEES	A 2070.470-00	Vendor fees associated with conducting professional development (i.e. Superintendent's conference days, new teacher orientation), and the volunteer program
BOCES-STAFF DEVELOPMENT	A 2070.490-00	BOCES - Staff Development - i.e. professional development, substitute reimbursement, art/music/PE workshops, various BOCES conferences, etc.
IN SERVICE SUPPLIES	A 2070.510-00	In-Service Supplies

**A 2070...In-service Training-Instruction**

## New Hyde Park - Garden City Park UFSD - 2020-2021 Adopted Budget

Budget Code Description	Code	2018-2019 Actual	2019-2020 Budget	2020-2021 Budget	%-age increase
<b>INSTRUCTION</b>					
SALARIES-TEACHERS K-6 GCP	A 2110.120-01	\$ 1,894,089	\$ 1,918,525	\$ 1,893,215	
SALARIES-TEACHERS K-6 HGS	A 2110.120-02	\$ 2,815,746	\$ 2,869,545	\$ 2,605,545	
SALARIES-TEACHERS K-6 MO	A 2110.120-03	\$ 1,980,051	\$ 2,026,710	\$ 1,953,030	
SALARIES-TEACHERS K-6 NHP	A 2110.120-04	\$ 2,819,569	\$ 2,871,890	\$ 2,738,295	
SALARIES-TEACHERS K-6 NP	A 2110.120-05	\$ 9,446	\$ 9,675	\$ 10,595	
SALARIES-SUBS GCP	A 2110.140-01	\$ 40,018	\$ 62,500	\$ 62,500	
SALARIES-SUBS HGS	A 2110.140-02	\$ 63,527	\$ 62,500	\$ 69,625	
SALARIES-SUBS MO	A 2110.140-03	\$ 49,589	\$ 62,500	\$ 62,500	
SALARIES-SUBS NHP	A 2110.140-04	\$ 129,705	\$ 62,500	\$ 69,625	
SALARIES-HOME TUTORS - GCP	A 2110.141-01	\$ 250	\$ 250	\$ 325	
SALARIES-HOME TUTORS - HGS	A 2110.141-02	\$ -	\$ 250	\$ 325	
SALARIES-HOME TUTORS - MO	A 2110.141-03	\$ 225	\$ 250	\$ 325	
SALARIES-HOME TUTORS - NHP	A 2110.141-04	\$ -	\$ 250	\$ 325	
SALARY-EXTRA CLASS COV GCP	A 2110.142-01	\$ 2,080	\$ 375	\$ 1,815	
SALARY-EXTRA CLASS COV HGS	A 2110.142-02	\$ 3,789	\$ 375	\$ 1,815	
SALARY-EXTRA CLASS COV MO	A 2110.142-03	\$ 1,962	\$ 375	\$ 1,815	
SALARY-EXTRA CLASS COV NHP	A 2110.142-04	\$ 2,825	\$ 375	\$ 1,815	
SALARIES-SCHOOL MONITORS GCP	A 2110.160-01	\$ 45,780	\$ 50,985	\$ 55,400	
SALARIES-SCHOOL MONITORS HGS	A 2110.160-02	\$ 56,545	\$ 61,470	\$ 69,080	
SALARIES-SCHOOL MONITORS MO	A 2110.160-03	\$ 48,156	\$ 52,485	\$ 56,820	
SALARIES-SCHOOL MONITORS NHP	A 2110.160-04	\$ 60,016	\$ 62,970	\$ 70,500	

## New Hyde Park - Garden City Park UFSD - 2020-2021 Adopted Budget

Budget Code Description	Code	Description
-------------------------	------	-------------

**INSTRUCTION**

SALARIES-TEACHERS K-6 GCP	A 2110.120-01	Salaries (18.26 FTE) - includes level movement from earned credits. ENL teachers used to be charged to this code but the state requires that they now be charged to code A2259.150's
SALARIES-TEACHERS K-6 HGS	A 2110.120-02	Salaries (27.5 FTE) - includes level movement from earned credits. ENL teachers used to be charged to this code but the state requires that they now be charged to code A2259.150's
SALARIES-TEACHERS K-6 MO	A 2110.120-03	Salaries (17.28 FTE) - includes level movement from earned credits. ENL teachers used to be charged to this code but the state requires that they now be charged to code A2259.150's
SALARIES-TEACHERS K-6 NHP	A 2110.120-04	Salaries (26.66 FTE) - includes level movement from earned credits. ENL teachers used to be charged to this code but the state requires that they now be charged to code A2259.150's
SALARIES-TEACHERS K-6 NP	A 2110.120-05	Salaries (.1 FTE) (Enrichment)
SALARIES-SUBS GCP	A 2110.140-01	Substitute Teachers
SALARIES-SUBS HGS	A 2110.140-02	Substitute Teachers
SALARIES-SUBS MO	A 2110.140-03	Substitute Teachers
SALARIES-SUBS NHP	A 2110.140-04	Substitute Teachers
SALARIES-HOME TUTORS - GCP	A 2110.141-01	Salary - home tutors
SALARIES-HOME TUTORS - HGS	A 2110.141-02	Salary - home tutors
SALARIES-HOME TUTORS - MO	A 2110.141-03	Salary - home tutors
SALARIES-HOME TUTORS - NHP	A 2110.141-04	Salary - home tutors
SALARY-EXTRA CLASS COV GCP	A 2110.142-01	Salary - extra class coverage (if a substitute is not available for an absent "special area" teacher (i.e. PE), teacher gives up prep period)
SALARY-EXTRA CLASS COV HGS	A 2110.142-02	Salary - extra class coverage (if a substitute is not available for an absent "special area" teacher (i.e. PE), teacher gives up prep period)
SALARY-EXTRA CLASS COV MO	A 2110.142-03	Salary - extra class coverage (if a substitute is not available for an absent "special area" teacher (i.e. PE), teacher gives up prep period)
SALARY-EXTRA CLASS COV NHP	A 2110.142-04	Salary - extra class coverage (if a substitute is not available for an absent "special area" teacher (i.e. PE), teacher gives up prep period)
SALARIES-SCHOOL MONITORS GCP	A 2110.160-01	Salary - School Monitors - (7.125 FTE) + clerical (.125 FTE) - reflects 18-19 salary (clerical contract not settled)
SALARIES-SCHOOL MONITORS HGS	A 2110.160-02	Salary - School Monitors - (9.125 FTE) + clerical (.125 FTE) - reflects 18-19 salary (clerical contract not settled)
SALARIES-SCHOOL MONITORS MO	A 2110.160-03	Salary - School Monitors - (7.125 FTE) + clerical (.125 FTE) - reflects 18-19 salary (clerical contract not settled)
SALARIES-SCHOOL MONITORS NHP	A 2110.160-04	Salary - School Monitors - (9.125 FTE) + clerical (.125 FTE) - reflects 18-19 salary (clerical contract not settled)

## New Hyde Park - Garden City Park UFSD - 2020-2021 Adopted Budget

Budget Code Description	Code	2018-2019 Actual	2019-2020 Budget	2020-2021 Budget	%-age increase
<b>INSTRUCTION</b>					
DOOR MONITORS GCP	A 2110.161-01	\$ 17,814	\$ 16,275	\$ 20,095	
DOOR MONITORS HGS	A 2110.161-02	\$ 17,326	\$ 15,265	\$ 20,095	
DOOR MONITORS MO	A 2110.161-03	\$ 16,706	\$ 15,490	\$ 20,095	
DOOR MONITORS NHP	A 2110.161-04	\$ 17,830	\$ 17,430	\$ 20,095	
SALARY-AIDES GCP	A 2110.164-01	\$ 4,129	\$ 4,485	\$ 3,845	
SALARY-AIDES HGS	A 2110.164-02	\$ 4,084	\$ 4,485	\$ 5,765	
SALARY-AIDES MO	A 2110.164-03	\$ 4,084	\$ 4,485	\$ 3,845	
SALARY-AIDES NHP	A 2110.164-04	\$ 4,129	\$ 4,485	\$ 5,765	
SALARY-EARLY INTERVENTION AIDES GCP	A 2110.171-01	\$ 24,182	\$ 24,825	\$ 25,465	
SALARY-EARLY INTERVENTION AIDES HGS	A 2110.171-02	\$ 21,649	\$ 26,905	\$ 28,825	
SALARY-EARLY INTERVENTION AIDES MO	A 2110.171-03	\$ 24,032	\$ 24,850	\$ 25,465	
SALARY-EARLY INTERVENTION AIDES NHP	A 2110.171-04	\$ 24,980	\$ 26,905	\$ 28,825	
EQUIPMENT GCP	A 2110.230-01	\$ 3,061	\$ 8,260	\$ 4,435	
EQUIPMENT HGS	A 2110.230-02	\$ 5,600	\$ 2,040	\$ 8,230	
EQUIPMENT MO	A 2110.230-03	\$ 1,700	\$ 2,335	\$ 3,565	
EQUIPMENT NHPRS	A 2110.230-04	\$ 915	\$ 21,340	\$ 16,640	
MUSIC INSTRUMENTS DIST/GCP	A 2110.231-01	\$ 525	\$ 4,335	\$ 3,245	
MUSIC INSTRUMENTS DIST/HGS	A 2110.231-02	\$ -	\$ 2,000	\$ 1,685	
MUSIC INSTRUMENTS DIST/MO	A 2110.231-03	\$ -	\$ 1,865	\$ 1,685	
MUSIC INSTRUMENTS DIST/NHP	A 2110.231-04	\$ 500	\$ 4,335	\$ 3,245	

## New Hyde Park - Garden City Park UFSD - 2020-2021 Adopted Budget

Budget Code Description	Code	Description
-------------------------	------	-------------

**INSTRUCTION**

DOOR MONITORS GCP	A 2110.161-01	Salary - 2 pt monitors - also includes 1/2 hr. extra (1 door monitor) - early arrival
DOOR MONITORS HGS	A 2110.161-02	Salary - 2 pt monitors - also includes 1/2 hr. extra (1 door monitor) - early arrival
DOOR MONITORS MO	A 2110.161-03	Salary - 2 pt monitors - also includes 1/2 hr. extra (1 door monitor) - early arrival
DOOR MONITORS NHP	A 2110.161-04	Salary - 2 pt monitors - also includes 1/2 hr. extra (1 door monitor) - early arrival
SALARY-AIDES GCP	A 2110.164-01	STEAM Aide (.20 FTE)
SALARY-AIDES HGS	A 2110.164-02	STEAM Aide (.30 FTE)
SALARY-AIDES MO	A 2110.164-03	STEAM Aide (.20 FTE)
SALARY-AIDES NHP	A 2110.164-04	STEAM Aide (.30 FTE)
SALARY-EARLY INTERVENTION AIDES GCP	A 2110.171-01	Salary- Kindergarten Aides - (1.0 FTE)
SALARY-EARLY INTERVENTION AIDES HGS	A 2110.171-02	Salary- Kindergarten Aides - (1.5 FTE)
SALARY-EARLY INTERVENTION AIDES MO	A 2110.171-03	Salary- Kindergarten Aides - (1.0 FTE)
SALARY-EARLY INTERVENTION AIDES NHP	A 2110.171-04	Salary- Kindergarten Aides - (1.5 FTE)
EQUIPMENT GCP	A 2110.230-01	Equipment - including but not limited to - sofa for kindergarten (1), bookcases (2), chairs (1), folding tables (6), easels (1), electric staplers (5), document cameras (6), etc.
EQUIPMENT HGS	A 2110.230-02	Equipment - including but not limited to - chairs (1), electric staplers (2), reading/writing centers (4), bookcases (1), book displays (1), file cabinets (1), classroom tables (1), markerboard tables (7), classroom chairs (30) , etc.
EQUIPMENT MO	A 2110.230-03	Equipment - including but not limited to - bookcases (4), chart stands (1), tables (1), leveled library storage units (1), floor rockers (2), flex-space couches (1), document cameras (4), etc.
EQUIPMENT NHPRS	A 2110.230-04	Equipment - including but not limited to - 6th grade lockers (4), bookcases/shelves (5), couches (3), boards (6), markerboard kidney tables (1), standing desks (2), wobble seats (2), collaborative desks (52), round activity tables (6) , etc.
MUSIC INSTRUMENTS DIST/GCP	A 2110.231-01	Music Instruments - saxophone (1), double french horn (1), + replace broken equipment if repairs cannot be made
MUSIC INSTRUMENTS DIST/HGS	A 2110.231-02	Music Instruments - 1/4 violin (1), 3/4 violin (1), saxophone (1), + replace broken equipment if repairs cannot be made
MUSIC INSTRUMENTS DIST/MO	A 2110.231-03	Music Instruments - 1/4 violin (1), 3/4 violin (1), saxophone (1), + replace broken equipment if repairs cannot be made
MUSIC INSTRUMENTS DIST/NHP	A 2110.231-04	Music Instruments - saxophone (1), double french horn (1), + replace broken equipment if repairs cannot be made

## New Hyde Park - Garden City Park UFSD - 2020-2021 Adopted Budget

Budget Code Description	Code	2018-2019 Actual	2019-2020 Budget	2020-2021 Budget	%-age increase
<b>INSTRUCTION</b>					
EQUIPMENT GCP	A 2110.232-01	\$ 704	\$ 1,750	\$ 1,750	
EQUIPMENT HGS	A 2110.232-02	\$ 1,250	\$ 1,750	\$ 1,750	
EQUIPMENT MO	A 2110.232-03	\$ 550	\$ 1,750	\$ 1,750	
EQUIPMENT NHP	A 2110.232-04	\$ -	\$ 1,750	\$ 1,750	
XEROX LEASES/MAINTENANCE	A 2110.400-00	\$ -	\$ 1,530	\$ 1,605	
OTHER EXPENSE DIST/GCP	A 2110.410-01	\$ 925	\$ 1,200	\$ 1,520	
OTHER EXPENSE DIST/HGS	A 2110.410-02	\$ 919	\$ 1,200	\$ 1,710	
OTHER EXPENSE DIST/MO	A 2110.410-03	\$ 919	\$ 1,200	\$ 1,410	
OTHER EXPENSE DIST/NHP	A 2110.410-04	\$ 919	\$ 1,200	\$ 1,710	
OTHER EXPENSE GCP	A 2110.411-01	\$ 394	\$ 680	\$ 695	
OTHER EXPENSE HGS	A 2110.411-02	\$ 1,820	\$ 1,120	\$ 1,120	
OTHER EXPENSE MO	A 2110.411-03	\$ 1,170	\$ 1,665	\$ 1,145	
OTHER EXPENSE NHP	A 2110.411-04	\$ 693	\$ 525	\$ 550	
CONCERT EXPENSE DIST/GCP	A 2110.412-01	\$ 219	\$ 200	\$ 225	
CONCERT EXPENSE DIST/HGS	A 2110.412-02	\$ 219	\$ 225	\$ 225	
CONCERT EXPENSE DIST/MO	A 2110.412-03	\$ 219	\$ 225	\$ 225	
CONCERT EXPENSE DIST/NHP	A 2110.412-04	\$ 219	\$ 225	\$ 225	
ENRICHMENT DIST/GCP	A 2110.415-01	\$ 136	\$ 385	\$ 410	
ENRICHMENT DIST/HGS	A 2110.415-02	\$ 136	\$ 385	\$ 410	
ENRICHMENT DIST/MO	A 2110.415-03	\$ 136	\$ 385	\$ 410	
ENRICHMENT DIST/NHP	A 2110.415-04	\$ 136	\$ 385	\$ 410	
ENRICHMENT DIST/NP	A 2110.415-05	\$ 136	\$ 385	\$ 410	

## New Hyde Park - Garden City Park UFSD - 2020-2021 Adopted Budget

Budget Code Description	Code	Description
-------------------------	------	-------------

**INSTRUCTION**

EQUIPMENT GCP	A 2110.232-01	Equipment - including but not limited to - technology, projectors, file cabinets, dry erase boards, classroom furniture, etc.
EQUIPMENT HGS	A 2110.232-02	Equipment - including but not limited to - technology, projectors, file cabinets, dry erase boards, classroom furniture, etc.
EQUIPMENT MO	A 2110.232-03	Equipment - including but not limited to - technology, projectors, file cabinets, dry erase boards, classroom furniture, etc.
EQUIPMENT NHP	A 2110.232-04	Equipment - including but not limited to - technology, projectors, file cabinets, dry erase boards, classroom furniture, etc.
XEROX LEASES/MAINTENANCE	A 2110.400-00	Maintenance agreements on district owned machines
OTHER EXPENSE DIST/GCP	A 2110.410-01	Other Expenses- i.e. Translation Services as required, PLTW, ASA participation fee (all-county fee), robotics tournament, etc.
OTHER EXPENSE DIST/HGS	A 2110.410-02	Other Expenses- i.e. Translation Services as required, PLTW, ASA participation fee (all-county fee), robotics tournament, etc.
OTHER EXPENSE DIST/MO	A 2110.410-03	Other Expenses- i.e. Translation Services as required, PLTW, ASA participation fee (all-county fee), robotics tournament, etc.
OTHER EXPENSE DIST/NHP	A 2110.410-04	Other Expenses- i.e. Translation Services as required, PLTW, ASA participation fee (all-county fee), robotics tournament, etc.
OTHER EXPENSE GCP	A 2110.411-01	Other Expenses - i.e. NYSSMA custom awards/medals, other custom awards/medals
OTHER EXPENSE HGS	A 2110.411-02	Other Expenses - i.e. NYSSMA custom awards, National Science League Application, Custom graduation plaques, DASA Awards, other custom awards/contests
OTHER EXPENSE MO	A 2110.411-03	Other Expenses - i.e. NYSSMA custom medals/pins, DASA Awards, Sousa pins/certificates, criterion picture licensing agreement, other custom awards/contests
OTHER EXPENSE NHP	A 2110.411-04	Other Expenses - i.e. NYSSMA custom awards, Sousa Certificates /Pins, other custom awards/contests
CONCERT EXPENSE DIST/GCP	A 2110.412-01	NYSSMA Dues
CONCERT EXPENSE DIST/HGS	A 2110.412-02	NYSSMA Dues
CONCERT EXPENSE DIST/MO	A 2110.412-03	NYSSMA Dues
CONCERT EXPENSE DIST/NHP	A 2110.412-04	NYSSMA Dues
ENRICHMENT DIST/GCP	A 2110.415-01	Math Olympiad Team Registration and Tournament, Odyssey of the mind, WordMasters, etc.
ENRICHMENT DIST/HGS	A 2110.415-02	Math Olympiad Team Registration and Tournament, Odyssey of the mind, WordMasters, etc.
ENRICHMENT DIST/MO	A 2110.415-03	Math Olympiad Team Registration and Tournament, Odyssey of the mind, WordMasters, etc.
ENRICHMENT DIST/NHP	A 2110.415-04	Math Olympiad Team Registration and Tournament, Odyssey of the mind, WordMasters, etc.
ENRICHMENT DIST/NP	A 2110.415-05	Math Olympiad Team Registration and Tournament, Odyssey of the mind, WordMasters, etc.

## New Hyde Park - Garden City Park UFSD - 2020-2021 Adopted Budget

Budget Code Description	Code	2018-2019 Actual	2019-2020 Budget	2020-2021 Budget	%-age increase
<b>INSTRUCTION</b>					
INSTRUMENT RENTAL/REPAIR DIST/GCP	A 2110.432-01	\$ 385	\$ 665	\$ 645	
INSTRUMENT RENTAL/REPAIR DIST/HGS	A 2110.432-02	\$ 385	\$ 665	\$ 645	
INSTRUMENT RENTAL/REPAIR DIST/MO	A 2110.432-03	\$ 385	\$ 665	\$ 385	
INSTRUMENT RENTAL/REPAIR DIST/NHP	A 2110.432-04	\$ 385	\$ 665	\$ 645	
MILEAGE-SPEC TEACHERS DIST/GCP	A 2110.478-01	\$ 219	\$ 275	\$ 300	
MILEAGE-SPEC TEACHERS DIST/HGS	A 2110.478-02	\$ 248	\$ 375	\$ 375	
MILEAGE-SPEC TEACHERS DIST/MO	A 2110.478-03	\$ 161	\$ 275	\$ 300	
MILEAGE-SPEC TEACHERS DIST/NHP	A 2110.478-04	\$ 14	\$ 375	\$ 375	
CONF/MTGS TCHRS	A 2110.479-00	\$ 4,290	\$ -	\$ -	
CONF/MTGS TCHRS DIST/GCP	A 2110.479-01	\$ 1,629	\$ 1,250	\$ 2,170	
CONF/MTGS TCHR DIST/HGS	A 2110.479-02	\$ 1,595	\$ 1,750	\$ 3,170	
CONF/MTGS TCHRS DIST/MO	A 2110.479-03	\$ 1,615	\$ 1,250	\$ 2,170	
CONF/MTGS TCHRS DIST/NHP	A 2110.479-04	\$ 1,530	\$ 1,750	\$ 3,170	
TEXTBOOKS - GCP	A 2110.480-01	\$ 10,776	\$ 17,355	\$ 11,590	
TEXTBOOKS - HGS	A 2110.480-02	\$ 36,984	\$ 33,200	\$ 23,490	
TEXTBOOKS - MO	A 2110.480-03	\$ 20,435	\$ 18,640	\$ 13,095	
TEXTBOOKS - NHP	A 2110.480-04	\$ 29,564	\$ 30,870	\$ 20,520	
TEXTBOOKS - NP	A 2110.480-05	\$ 11,861	\$ 10,190	\$ 12,570	
TEXTBOOKS - DIST/GCP	A 2110.481-01	\$ 19,225	\$ 500	\$ -	
TEXTBOOKS - DIST/HGS	A 2110.481-02	\$ 36,688	\$ 500	\$ -	
TEXTBOOKS - DIST/MO	A 2110.481-03	\$ 22,992	\$ 500	\$ -	
TEXTBOOKS - DIST/NHP	A 2110.481-04	\$ 35,471	\$ 500	\$ -	
BOCES - XEROX	A 2110.490-00	\$ 31,704	\$ 48,530	\$ 48,560	
BOCES-DIST WIDE CULTURAL ARTS	A 2110.490-01	\$ 16,361	\$ 17,500	\$ 17,545	
BOCES DATA WAREHOUSE	A 2110.490-06	\$ 17,213	\$ 18,320	\$ 18,660	

## New Hyde Park - Garden City Park UFSD - 2020-2021 Adopted Budget

Budget Code Description	Code	Description
-------------------------	------	-------------

**INSTRUCTION**

INSTRUMENT RENTAL/REPAIR DIST/GCP	A 2110.432-01	To repair district owned instruments as needed, and to have regularly scheduled tunings of district pianos
INSTRUMENT RENTAL/REPAIR DIST/HGS	A 2110.432-02	To repair district owned instruments as needed, and to have regularly scheduled tunings of district pianos
INSTRUMENT RENTAL/REPAIR DIST/MO	A 2110.432-03	To repair district owned instruments as needed, and to have regularly scheduled tunings of district pianos
INSTRUMENT RENTAL/REPAIR DIST/NHP	A 2110.432-04	To repair district owned instruments as needed, and to have regularly scheduled tunings of district pianos
MILEAGE-SPEC TEACHERS DIST/GCP	A 2110.478-01	Mileage
MILEAGE-SPEC TEACHERS DIST/HGS	A 2110.478-02	Mileage
MILEAGE-SPEC TEACHERS DIST/MO	A 2110.478-03	Mileage
MILEAGE-SPEC TEACHERS DIST/NHP	A 2110.478-04	Mileage
CONF/MTGS TCHRS	A 2110.479-00	code no longer used - funds allocated to A2110.479-01,02,03,04
CONF/MTGS TCHRS DIST/GCP	A 2110.479-01	Conferences and meetings- outside district conferences for teachers willing to turnkey for district professional development
CONF/MTGS TCHR DIST/HGS	A 2110.479-02	Conferences and meetings- outside district conferences for teachers willing to turnkey for district professional development
CONF/MTGS TCHRS DIST/MO	A 2110.479-03	Conferences and meetings- outside district conferences for teachers willing to turnkey for district professional development
CONF/MTGS TCHRS DIST/NHP	A 2110.479-04	Conferences and meetings- outside district conferences for teachers willing to turnkey for district professional development
TEXTBOOKS - GCP	A 2110.480-01	Textbooks - GCP - allocation of \$58.25 per pupil - there is a dollar for dollar reimbursement from the state for textbooks up to \$58.25 per pupil
TEXTBOOKS - HGS	A 2110.480-02	Textbooks - HGS - allocation of \$58.25 per pupil - there is a dollar for dollar reimbursement from the state for textbooks up to \$58.25 per pupil
TEXTBOOKS - MO	A 2110.480-03	Textbooks - MO - allocation of \$58.25 per pupil - there is a dollar for dollar reimbursement from the state for textbooks up to \$58.25 per pupil
TEXTBOOKS - NHP	A 2110.480-04	Textbooks - NHP - allocation of \$58.25 per pupil - there is a dollar for dollar reimbursement from the state for textbooks up to \$58.25 per pupil
TEXTBOOKS - NP	A 2110.480-05	Textbook Loan Program - Non Public, utilizing Textbook Central when possible - there is a dollar for dollar reimbursement from the state for textbooks up to \$58.25 per pupil
TEXTBOOKS - DIST/GCP	A 2110.481-01	Textbooks
TEXTBOOKS - DIST/HGS	A 2110.481-02	Textbooks
TEXTBOOKS - DIST/MO	A 2110.481-03	Textbooks
TEXTBOOKS - DIST/NHP	A 2110.481-04	Textbooks
BOCES - XEROX	A 2110.490-00	Xerox machines utilized through BOCES bids
BOCES-DIST WIDE CULTURAL ARTS	A 2110.490-01	BOCES - Cultural Arts (Arts in Education / Artists in Schools)
BOCES DATA WAREHOUSE	A 2110.490-06	BOCES - Data Warehouse, Professional Learning Management (keeps track of teachers credits for reporting to state), Frontline (Employee Evaluation Management)

## New Hyde Park - Garden City Park UFSD - 2020-2021 Adopted Budget

Budget Code Description	Code	2018-2019 Actual	2019-2020 Budget	2020-2021 Budget	%-age increase
<b>INSTRUCTION</b>					
SCIENCE SUPPLIES/SCIS GCP	A 2110.510-01	\$ 97	\$ 250	\$ 500	
SCIENCE SUPPLIES/SCIS HGS	A 2110.510-02	\$ -	\$ 250	\$ 500	
SCIENCE SUPPLIES/SCIS MO	A 2110.510-03	\$ -	\$ 250	\$ 250	
SCIENCE SUPPLIES/SCIS NHP	A 2110.510-04	\$ 266	\$ 250	\$ 250	
PROFESSIONAL BOOKS GCP	A 2110.511-01	\$ 93	\$ 100	\$ 100	
PROFESSIONAL BOOKS HGS	A 2110.511-02	\$ -	\$ 100	\$ 100	
PROFESSIONAL BOOKS MO	A 2110.511-03	\$ 83	\$ 100	\$ 100	
PROFESSIONAL BOOKS NHP	A 2110.511-04	\$ -	\$ 100	\$ 100	
INSTR SUPPLIES - GCP	A 2110.512-01	\$ 13,573	\$ 11,725	\$ 11,870	
INSTR SUPPLIES - HGS	A 2110.512-02	\$ 13,494	\$ 21,520	\$ 21,700	
INSTR SUPPLIES - MO	A 2110.512-03	\$ 12,381	\$ 12,520	\$ 13,420	
INSTR SUPPLIES - NHP	A 2110.512-04	\$ 17,553	\$ 20,080	\$ 19,865	
DONATIONS-GCP	A 2110.513-01	\$ 266	\$ -	\$ -	
DONATIONS HILLSIDE GRADE SCHOOL	A 2110.513-02	\$ 95	\$ -	\$ -	
DONATIONS-MANOR OAKS	A 2110.513-03	\$ -	\$ -	\$ -	
DONATIONS ROAD SCHOOL	A 2110.513-04	\$ 392	\$ -	\$ -	
GIFTED SUPPLIES DIST/GCP	A 2110.515-01	\$ 100	\$ 200	\$ 200	
GIFTED SUPPLIES DIST/HGS	A 2110.515-02	\$ 100	\$ 200	\$ 200	
GIFTED SUPPLIES DIST/MO	A 2110.515-03	\$ 100	\$ 200	\$ 200	
GIFTED SUPPLIES DIST/NHP	A 2110.515-04	\$ 100	\$ 200	\$ 200	
GIFTED SUPPLIES DIST/NP	A 2110.515-05	\$ 81	\$ 200	\$ 200	
ENRICHMENT SUPPLIES DIST/GCP	A 2110.516-01	\$ 133	\$ 200	\$ 200	
ENRICHMENT SUPPLIES DIST/HGS	A 2110.516-02	\$ 133	\$ 200	\$ 200	
ENRICHMENT SUPPLIES DIST/MO	A 2110.516-03	\$ 138	\$ 200	\$ 200	
ENRICHMENT SUPPLIES DIST/NHP	A 2110.516-04	\$ 138	\$ 200	\$ 200	
ENRICHMENT SUPPLIES DIST/NP	A 2110.516-05	\$ 83	\$ 200	\$ 200	
COPIER PAPER/SUP GCP	A 2110.517-01	\$ 2,717	\$ 3,725	\$ 3,775	
COPIER PAPER/SUP HGS	A 2110.517-02	\$ 4,033	\$ 6,840	\$ 6,435	
COPIER PAPER/SUP MO	A 2110.517-03	\$ 4,488	\$ 4,000	\$ 4,310	
COPIER PAPER/SUP NHP	A 2110.517-04	\$ 4,460	\$ 6,625	\$ 6,550	
SCIENCE KITS & SCIS - DIST/GCP	A 2110.519-01	\$ 5,681	\$ 17,565	\$ 20,440	
SCIENCE KITS & SCIS - DIST/HGS	A 2110.519-02	\$ 5,694	\$ 21,040	\$ 23,910	
SCIENCE KITS & SCIS - DIST/MO	A 2110.519-03	\$ 6,951	\$ 16,460	\$ 19,335	
SCIENCE KITS & SCIS - DIST/NHP	A 2110.519-04	\$ 6,383	\$ 21,050	\$ 23,925	
INSTR SUPPLIES DIST/GCP	A 2110.520-01	\$ 23,266	\$ 44,665	\$ 41,535	
INSTR SUPPLIES DIST/HGS	A 2110.520-02	\$ 45,657	\$ 61,585	\$ 44,005	
INSTR SUPPLIES DIST/MO	A 2110.520-03	\$ 25,053	\$ 37,745	\$ 38,650	
INSTR SUPPLIES DIST/NHP	A 2110.520-04	\$ 37,183	\$ 53,835	\$ 43,825	
INSTR. SUPPLIES ESL DIST/GCP	A 2110.521-01	\$ 200	\$ 300	\$ 300	
INSTR. SUPPLIES ESL DIST/HGS	A 2110.521-02	\$ 299	\$ 300	\$ 300	
INSTR. SUPPLIES ESL DIST/MO	A 2110.521-03	\$ 130	\$ 300	\$ 300	
INSTR. SUPPLIES ESL DIST/NHP	A 2110.521-04	\$ 292	\$ 300	\$ 300	
<b>A 2110...Regular School Instruction</b>		<b>\$ 10,762,433</b>	<b>\$ 11,001,415</b>	<b>\$ 10,526,645</b>	<b>-4.32%</b>
<b>A 21...Teaching</b>		<b>\$ 10,762,433</b>	<b>\$ 11,001,415</b>	<b>\$ 10,526,645</b>	<b>-4.32%</b>

## New Hyde Park - Garden City Park UFSD - 2020-2021 Adopted Budget

Budget Code Description	Code	Description
-------------------------	------	-------------

**INSTRUCTION**

SCIENCE SUPPLIES/SCIS GCP	A 2110.510-01	Science Kits - GCP
SCIENCE SUPPLIES/SCIS HGS	A 2110.510-02	Science Kits - HGS
SCIENCE SUPPLIES/SCIS MO	A 2110.510-03	Science Kits - MO
SCIENCE SUPPLIES/SCIS NHP	A 2110.510-04	Science Kits - NHP
PROFESSIONAL BOOKS GCP	A 2110.511-01	Professional books - GCP
PROFESSIONAL BOOKS HGS	A 2110.511-02	Professional books - HGS
PROFESSIONAL BOOKS MO	A 2110.511-03	Professional books - MO
PROFESSIONAL BOOKS NHP	A 2110.511-04	Professional books - NHP
INSTR SUPPLIES - GCP	A 2110.512-01	Instructional Supplies - GCP
INSTR SUPPLIES - HGS	A 2110.512-02	Instructional Supplies - HGS
INSTR SUPPLIES - MO	A 2110.512-03	Instructional Supplies - MO
INSTR SUPPLIES - NHP	A 2110.512-04	Instructional Supplies - NHP
DONATIONS-GCP	A 2110.513-01	code used to record expenses from donated funds for supplies
DONATIONS HILLSIDE GRADE SCHOOL	A 2110.513-02	code used to record expenses from donated funds for supplies
DONATIONS-MANOR OAKS	A 2110.513-03	code used to record expenses from donated funds for supplies
DONATIONS ROAD SCHOOL	A 2110.513-04	code used to record expenses from donated funds for supplies
GIFTED SUPPLIES DIST/GCP	A 2110.515-01	Gifted Supplies (Odyssey program)
GIFTED SUPPLIES DIST/HGS	A 2110.515-02	Gifted Supplies (Odyssey program)
GIFTED SUPPLIES DIST/MO	A 2110.515-03	Gifted Supplies (Odyssey program)
GIFTED SUPPLIES DIST/NHP	A 2110.515-04	Gifted Supplies (Odyssey program)
GIFTED SUPPLIES DIST/NP	A 2110.515-05	Gifted Supplies (Odyssey program)
ENRICHMENT SUPPLIES DIST/GCP	A 2110.516-01	Enrichment supplies (Math program)
ENRICHMENT SUPPLIES DIST/HGS	A 2110.516-02	Enrichment supplies (Math program)
ENRICHMENT SUPPLIES DIST/MO	A 2110.516-03	Enrichment supplies (Math program)
ENRICHMENT SUPPLIES DIST/NHP	A 2110.516-04	Enrichment supplies (Math program)
ENRICHMENT SUPPLIES DIST/NP	A 2110.516-05	Enrichment supplies (Math program)
COPIER PAPER/SUP GCP	A 2110.517-01	Copy Paper - GCP
COPIER PAPER/SUP HGS	A 2110.517-02	Copy Paper - HGS
COPIER PAPER/SUP MO	A 2110.517-03	Copy Paper - MO
COPIER PAPER/SUP NHP	A 2110.517-04	Copy Paper - NHP
SCIENCE KITS & SCIS - DIST/GCP	A 2110.519-01	Science Kits and HMH supplies
SCIENCE KITS & SCIS - DIST/HGS	A 2110.519-02	Science Kits and HMH supplies
SCIENCE KITS & SCIS - DIST/MO	A 2110.519-03	Science Kits and HMH supplies
SCIENCE KITS & SCIS - DIST/NHP	A 2110.519-04	Science Kits and HMH supplies
INSTR SUPPLIES DIST/GCP	A 2110.520-01	Supplies - i.e. foundations, leveled libraries, Schoolwide
INSTR SUPPLIES DIST/HGS	A 2110.520-02	Supplies - i.e. foundations, leveled libraries, Schoolwide
INSTR SUPPLIES DIST/MO	A 2110.520-03	Supplies - i.e. foundations, leveled libraries, Schoolwide
INSTR SUPPLIES DIST/NHP	A 2110.520-04	Supplies - i.e. foundations, leveled libraries, Schoolwide
INSTR. SUPPLIES ESL DIST/GCP	A 2110.521-01	Instructional Supplies - ESL
INSTR. SUPPLIES ESL DIST/HGS	A 2110.521-02	Instructional Supplies - ESL
INSTR. SUPPLIES ESL DIST/MO	A 2110.521-03	Instructional Supplies - ESL
INSTR. SUPPLIES ESL DIST/NHP	A 2110.521-04	Instructional Supplies - ESL

**A 2110...Regular School Instruction**

## New Hyde Park - Garden City Park UFSD - 2020-2021 Adopted Budget

Budget Code Description	Code	2018-2019 Actual	2019-2020 Budget	2020-2021 Budget	%-age increase
<b>INSTRUCTION</b>					
SALARY TUTORS TO HANDIC - GCP	A 2250.141-01	\$ 300	\$ 1,000	\$ 22,600	
SALARY TUTORS TO HANDIC - HGS	A 2250.141-02	\$ 2,400	\$ 7,000	\$ 500	
SALARY TUTORS TO HANDIC - MO	A 2250.141-03	\$ 300	\$ 3,250	\$ 7,450	
SALARY TUTORS TO HANDIC NHP	A 2250.141-04	\$ 6,750	\$ 12,250	\$ 500	
SALARY TCHERS OF HANDIC GCP	A 2250.150-01	\$ 768,568	\$ 770,240	\$ 699,680	
SALARY TCHERS OF HANDIC HGS	A 2250.150-02	\$ 760,864	\$ 762,605	\$ 352,625	
SALARY TCHERS OF HANDIC MO	A 2250.150-03	\$ 377,569	\$ 404,110	\$ 580,585	
SALARY TCHERS OF HANDIC NHP	A 2250.150-04	\$ 515,841	\$ 555,800	\$ 703,720	
SALARY TCHERS OF HANDIC NP	A 2250.150-05	\$ 67,894	\$ 45,225	\$ 83,115	
SAL SPECIAL CLASS AIDES GCP	A 2250.160-01	\$ 259,205	\$ 259,930	\$ 268,545	
SAL SPECIAL CLASS AIDES HGS	A 2250.160-02	\$ 299,321	\$ 304,695	\$ 116,175	
SAL SPECIAL CLASS AIDES MO	A 2250.160-03	\$ 131,507	\$ 142,785	\$ 295,635	
SAL SPECIAL CLASS AIDES NHP	A 2250.160-04	\$ 148,505	\$ 162,370	\$ 199,180	
SALARY-CSE SECRETARY	A 2250.161-00	\$ 659	\$ -	\$ -	
SALARY-CSE SECRETARY GCP	A 2250.161-01	\$ 10,264	\$ 14,135	\$ 14,460	
SALARY-CSE SECRETARY HGS	A 2250.161-02	\$ 10,264	\$ 14,135	\$ 14,460	
SALARY-CSE SECRETARY MO	A 2250.161-03	\$ 10,264	\$ 14,135	\$ 14,460	
SALARY-CSE SECRETARY NHP	A 2250.161-04	\$ 10,264	\$ 14,135	\$ 14,460	
SPEC ED CAFETERIA MONITOR GCP	A 2250.162-01	\$ -	\$ -	\$ -	
SPEC ED CAFETERIA MONITOR HGS	A 2250.162-02	\$ 5,592	\$ 4,795	\$ -	
SPEC ED CAFETERIA MONITOR MO	A 2250.162-03	\$ -	\$ -	\$ 5,360	
SPEC ED CAFETERIA MONITOR NHP	A 2250.162-04	\$ -	\$ -	\$ -	

## New Hyde Park - Garden City Park UFSD - 2020-2021 Adopted Budget

Budget Code Description	Code	Description
-------------------------	------	-------------

**INSTRUCTION**

SALARY TUTORS TO HANDIC - GCP	A 2250.141-01	Salary - Tutors (home tutoring), Parent Training, BIS, etc. provided by in-house staff
SALARY TUTORS TO HANDIC - HGS	A 2250.141-02	Salary - Tutors (home tutoring), Parent Training, BIS, etc. provided by in-house staff
SALARY TUTORS TO HANDIC - MO	A 2250.141-03	Salary - Tutors (home tutoring), Parent Training, BIS, etc. provided by in-house staff
SALARY TUTORS TO HANDIC NHP	A 2250.141-04	Salary - Tutors (home tutoring), Parent Training, BIS, etc. provided by in-house staff
SALARY TCHERS OF HANDIC GCP	A 2250.150-01	Salary - Special Education Teachers (6.66 FTE)
SALARY TCHERS OF HANDIC HGS	A 2250.150-02	Salary - Special Education Teachers (3.10 FTE)
SALARY TCHERS OF HANDIC MO	A 2250.150-03	Salary - Special Education Teachers (5.11 FTE)
SALARY TCHERS OF HANDIC NHP	A 2250.150-04	Salary - Special Education Teachers (6.54 FTE)
SALARY TCHERS OF HANDIC NP	A 2250.150-05	Salary - Special Education Teachers (0.9 FTE)
SAL SPECIAL CLASS AIDES GCP	A 2250.160-01	Salary - Special Education Aides (11.29 FTE) - includes special education, ICS, and ADA compliance aides
SAL SPECIAL CLASS AIDES HGS	A 2250.160-02	Salary - Special Education Aides (5.0 FTE) - includes special education, ICS, and ADA compliance aides
SAL SPECIAL CLASS AIDES MO	A 2250.160-03	Salary - Special Education Aides (13.0 FTE) - includes special education, ICS, and ADA compliance aides
SAL SPECIAL CLASS AIDES NHP	A 2250.160-04	Salary - Special Education Aides (9.0 FTE) - includes special education, ICS, and ADA compliance aides
SALARY-CSE SECRETARY	A 2250.161-00	code no longer used - funds allocated to A2250.161-01,02,03,04
SALARY-CSE SECRETARY GCP	A 2250.161-01	Salary - CSE Administrative Assistant (0.3625 FTE) - reflects 18-19 salary (contract not settled) - Replaces code A2250.161-00
SALARY-CSE SECRETARY HGS	A 2250.161-02	Salary - CSE Administrative Assistant (0.3625 FTE) - reflects 18-19 salary (contract not settled) - Replaces code A2250.161-00
SALARY-CSE SECRETARY MO	A 2250.161-03	Salary - CSE Administrative Assistant (0.3625 FTE) - reflects 18-19 salary (contract not settled) - Replaces code A2250.161-00
SALARY-CSE SECRETARY NHP	A 2250.161-04	Salary - CSE Administrative Assistant (0.3625 FTE) - reflects 18-19 salary (contract not settled) - Replaces code A2250.161-00
SPEC ED CAFETERIA MONITOR GCP	A 2250.162-01	code not used
SPEC ED CAFETERIA MONITOR HGS	A 2250.162-02	code not used
SPEC ED CAFETERIA MONITOR MO	A 2250.162-03	Salary - Additional coverage for PINC/SINC/INC lunch
SPEC ED CAFETERIA MONITOR NHP	A 2250.162-04	code not used

## New Hyde Park - Garden City Park UFSD - 2020-2021 Adopted Budget

Budget Code Description	Code	2018-2019 Actual	2019-2020 Budget	2020-2021 Budget	%-age increase
<b>INSTRUCTION</b>					
EQUIPMENT	A 2250.230-00	\$ 427	\$ -	\$ 10,300	
RENTAL/MAINTENANCE COPIER	A 2250.465-00	\$ -	\$ 50	\$ 55	
SOFTWARE LICENSING	A 2250.469-00	\$ 4,590	\$ 260	\$ 1,055	
CONTRACT EXPENSE	A 2250.470-00	\$ 408,404	\$ 657,230	\$ 694,325	
TUITION-OTHER SCHOOLS	A 2250.471-00	\$ 1,289	\$ -	\$ -	
TUITION-PRIVATE	A 2250.472-00	\$ 290,670	\$ 120,270	\$ 128,690	
MILEAGE-SPEC ED	A 2250.478-00	\$ -	\$ 105	\$ 310	
CONFERENCES - MEETINGS	A 2250.479-00	\$ 5,456	\$ 2,000	\$ 2,500	
TUITION-BOCES	A 2250.490-00	\$ 326,659	\$ 445,160	\$ 851,030	
BOCES - XEROX	A 2250.491-00	\$ 1,650	\$ 1,620	\$ 1,620	
INSTR SUPPLIES	A 2250.514-00	\$ 6,820	\$ 9,500	\$ 9,500	
OFFICE SUPPLIES CSE	A 2250.515-00	\$ 1,021	\$ 1,500	\$ 1,500	
<b>A 2250...Special Education</b>		<b>\$ 4,433,314</b>	<b>\$ 4,730,290</b>	<b>\$ 5,094,395</b>	<b>7.70%</b>
ELL TEACHER SALARIES - GCP	A 2259.150-01	\$ -	\$ -	\$ 142,440	
ELL TEACHER SALARIES - HGS	A 2259.150-02	\$ -	\$ -	\$ 222,200	
ELL TEACHER SALARIES - MO	A 2259.150-03	\$ -	\$ -	\$ 82,465	
ELL TEACHER SALARIES - NHP	A 2259.150-04	\$ -	\$ -	\$ 162,345	
<b>A 2259...English Language Learners</b>		<b>\$ -</b>	<b>\$ -</b>	<b>\$ 609,450</b>	

## New Hyde Park - Garden City Park UFSD - 2020-2021 Adopted Budget

Budget Code Description	Code	Description
-------------------------	------	-------------

**INSTRUCTION**

EQUIPMENT	A 2250.230-00	Equipment - including but not limited to - iPads (8), document cameras (4), chromebooks (4), tv/computer screens (1), write and wipe tables (1), wobble chairs (5), floor seats (2), chairs (6), Interactive boards (1), tables (3), etc.
RENTAL/MAINTENANCE COPIER	A 2250.465-00	Maintenance agreements on district owned machines
SOFTWARE LICENSING	A 2250.469-00	Software licensing for - Q global (BASC, WIAT III, WISC V, Vineland), Exceptional Child, SLP Progress Monitoring Toolkit, etc.
CONTRACT EXPENSE	A 2250.470-00	Contract Expenditures including but not limited to consulting, speech/language, OT, PT, ABA/BIS, evaluations, parent counseling, health aides, etc.
TUITION-OTHER SCHOOLS	A 2250.471-00	Code not used - Tuition for resident special education students attending other public school programs
TUITION-PRIVATE	A 2250.472-00	Tuition for resident special education students attending private school programs
MILEAGE-SPEC ED	A 2250.478-00	Mileage
CONFERENCES - MEETINGS	A 2250.479-00	Conferences for special education teaching staff
TUITION-BOCES	A 2250.490-00	IEP required tuition, related services, evaluations, and equipment rentals, for special education students projected to attend BOCES programs and or receive BOCES services as well as Bilingual Assessment and Interpretation/Translation Services, IEP Direct, and funding for 1 additional BOCES student
BOCES - XEROX	A 2250.491-00	Xerox machines utilized through a BOCES bid
INSTR SUPPLIES	A 2250.514-00	Instructional Supplies
OFFICE SUPPLIES CSE	A 2250.515-00	Office Supplies

**A 2250...Special Education**

ELL TEACHER SALARIES - GCP	A 2259.150-01	Salaries of ELL Teachers - moved from code A2110.120-01,02,03,04
ELL TEACHER SALARIES - HGS	A 2259.150-02	Salaries of ELL Teachers - moved from code A2110.120-01,02,03,04
ELL TEACHER SALARIES - MO	A 2259.150-03	Salaries of ELL Teachers - moved from code A2110.120-01,02,03,04
ELL TEACHER SALARIES - NHP	A 2259.150-04	Salaries of ELL Teachers - moved from code A2110.120-01,02,03,04

**A 2259...English Language Learners**

## New Hyde Park - Garden City Park UFSD - 2020-2021 Adopted Budget

Budget Code Description	Code	2018-2019 Actual	2019-2020 Budget	2020-2021 Budget	%-age increase
<b>INSTRUCTION</b>					
SALARIES GCP	A 2270.150-01	\$ 221,242	\$ 224,415	\$ 213,425	
SALARIES HGS	A 2270.150-02	\$ 287,302	\$ 286,600	\$ 344,830	
SALARIES MO	A 2270.150-03	\$ 236,285	\$ 238,895	\$ 207,445	
SALARIES NHP	A 2270.150-04	\$ 280,116	\$ 172,915	\$ 287,745	
SALARIES NP	A 2270.150-05	\$ 11,699	\$ 11,720	\$ 12,150	
TEXTBOOKS DIST/GCP	A 2270.481-01	\$ -	\$ -	\$ 7,460	
TEXTBOOKS DIST/HGS	A 2270.481-02	\$ -	\$ -	\$ 14,335	
TEXTBOOKS DIST/MO	A 2270.481-03	\$ -	\$ -	\$ 8,555	
TEXTBOOKS DIST/NHP	A 2270.481-04	\$ -	\$ -	\$ 13,675	
INSTR SUPPLIES-MATH DIST/GCP	A 2270.512-01	\$ 323	\$ 300	\$ 300	
INSTR SUPPLIES-MATH DIST/HGS	A 2270.512-02	\$ 163	\$ 300	\$ 300	
INSTR SUPPLIES-MATH DIST/MO	A 2270.512-03	\$ 13	\$ 300	\$ 300	
INSTR SUPPLIES-MATH DIST/NHP	A 2270.512-04	\$ 112	\$ 300	\$ 300	
INSTR SUPPLIES - READING DIST/GCP	A 2270.513-01	\$ 193	\$ 600	\$ 600	
INSTR SUPPLIES - READING DIST/HGS	A 2270.513-02	\$ 299	\$ 600	\$ 600	
INSTR SUPPLIES - READING DIST/MO	A 2270.513-03	\$ 370	\$ 600	\$ 600	
INSTR SUPPLIES - READING DIST/NHP	A 2270.513-04	\$ 253	\$ 600	\$ 600	
<b>A 2270...Reading and Math Support</b>		<b>\$ 1,038,371</b>	<b>\$ 938,145</b>	<b>\$ 1,113,220</b>	<b>18.66%</b>
<b>A 22...Special Education</b>		<b>\$ 5,471,685</b>	<b>\$ 5,668,435</b>	<b>\$ 6,817,065</b>	<b>20.26%</b>

## New Hyde Park - Garden City Park UFSD - 2020-2021 Adopted Budget

Budget Code Description	Code	Description
<b>INSTRUCTION</b>		
SALARIES GCP	A 2270.150-01	Salary - Teachers - (2.27 FTE)
SALARIES HGS	A 2270.150-02	Salary - Teachers - (3.11 FTE)
SALARIES MO	A 2270.150-03	Salary - Teachers - (1.70 FTE)
SALARIES NHP	A 2270.150-04	Salary - Teachers - (2.97 FTE)
SALARIES NP	A 2270.150-05	Salary - Teachers - (0.1 FTE)
TEXTBOOKS DIST/GCP	A 2270.481-01	enVision Math 2020 (NYS next generation math books)
TEXTBOOKS DIST/HGS	A 2270.481-02	enVision Math 2020 (NYS next generation math books)
TEXTBOOKS DIST/MO	A 2270.481-03	enVision Math 2020 (NYS next generation math books)
TEXTBOOKS DIST/NHP	A 2270.481-04	enVision Math 2020 (NYS next generation math books)
INSTR SUPPLIES-MATH DIST/GCP	A 2270.512-01	Instructional Supplies - Math support program
INSTR SUPPLIES-MATH DIST/HGS	A 2270.512-02	Instructional Supplies - Math support program
INSTR SUPPLIES-MATH DIST/MO	A 2270.512-03	Instructional Supplies - Math support program
INSTR SUPPLIES-MATH DIST/NHP	A 2270.512-04	Instructional Supplies - Math support program
INSTR SUPPLIES - READING DIST/GCP	A 2270.513-01	Reading Styles materials - includes literacy support kits
INSTR SUPPLIES - READING DIST/HGS	A 2270.513-02	Reading Styles materials - includes literacy support kits
INSTR SUPPLIES - READING DIST/MO	A 2270.513-03	Reading Styles materials - includes literacy support kits
INSTR SUPPLIES - READING DIST/NHP	A 2270.513-04	Reading Styles materials - includes literacy support kits

**A 2270...Reading and Math Support**

## New Hyde Park - Garden City Park UFSD - 2020-2021 Adopted Budget

Budget Code Description	Code	2018-2019 Actual	2019-2020 Budget	2020-2021 Budget	%-age increase
<b>INSTRUCTION</b>					
SALARIES-LIBRARIANS GCP	A 2610.150-01	\$ 51,968	\$ 54,650	\$ 75,480	
SALARIES-LIBRARIANS HGS	A 2610.150-02	\$ 123,109	\$ 121,965	\$ 70,435	
SALARIES-LIBRARIANS MO	A 2610.150-03	\$ 73,105	\$ 72,410	\$ 80,615	
SALARIES-LIBRARIANS NHP	A 2610.150-04	\$ 29,078	\$ 57,390	\$ 100,600	
SALARIES-LIBR CLKS GCP	A 2610.160-01	\$ 7,915	\$ 8,070	\$ 8,185	
SALARIES-LIBR CLKS HGS	A 2610.160-02	\$ 11,873	\$ 12,105	\$ 12,280	
SALARIES-LIBR CLKS MO	A 2610.160-03	\$ 7,915	\$ 8,070	\$ 8,185	
SALARIES-LIBR CLKS NHP	A 2610.160-04	\$ 11,873	\$ 12,105	\$ 12,280	
SALARIES-LIBR AIDES GCP	A 2610.161-01	\$ 6,661	\$ 7,175	\$ 7,690	
SALARIES-LIBR AIDES HGS	A 2610.161-02	\$ 4,874	\$ 7,175	\$ 7,690	
SALARIES-LIBR AIDES MO	A 2610.161-03	\$ 6,661	\$ 7,175	\$ 7,690	
SALARIES-LIBR AIDES NHP	A 2610.161-04	\$ 3,958	\$ 7,175	\$ 7,690	

## New Hyde Park - Garden City Park UFSD - 2020-2021 Adopted Budget

Budget Code Description	Code	Description
-------------------------	------	-------------

**INSTRUCTION**

SALARIES-LIBRARIANS GCP	A 2610.150-01	Salary - Librarians (0.6 FTE)
SALARIES-LIBRARIANS HGS	A 2610.150-02	Salary - Librarians (0.8 FTE)
SALARIES-LIBRARIANS MO	A 2610.150-03	Salary - Librarians (0.8 FTE)
SALARIES-LIBRARIANS NHP	A 2610.150-04	Salary - Librarians (0.8 FTE)
SALARIES-LIBR CLKS GCP	A 2610.160-01	Salary - Library Clerks (0.2 FTE) - salary reflects 18-19 (contract not settled)
SALARIES-LIBR CLKS HGS	A 2610.160-02	Salary - Library Clerks (0.3 FTE) - salary reflects 18-19 (contract not settled)
SALARIES-LIBR CLKS MO	A 2610.160-03	Salary - Library Clerks (0.2 FTE) - salary reflects 18-19 (contract not settled)
SALARIES-LIBR CLKS NHP	A 2610.160-04	Salary - Library Clerks (0.3 FTE) - salary reflects 18-19 (contract not settled)
SALARIES-LIBR AIDES GCP	A 2610.161-01	Salary - Library Aides (0.4 FTE)
SALARIES-LIBR AIDES HGS	A 2610.161-02	Salary - Library Aides (0.4 FTE)
SALARIES-LIBR AIDES MO	A 2610.161-03	Salary - Library Aides (0.4 FTE)
SALARIES-LIBR AIDES NHP	A 2610.161-04	Salary - Library Aides (0.4 FTE)

## New Hyde Park - Garden City Park UFSD - 2020-2021 Adopted Budget

Budget Code Description	Code	2018-2019 Actual	2019-2020 Budget	2020-2021 Budget	%-age increase
<b>INSTRUCTION</b>					
AV EQUIPMENT GCP	A 2610.230-01	\$ 678	\$ 750	\$ 16,030	
AV EQUIPMENT HGS	A 2610.230-02	\$ 250	\$ 280	\$ 1,170	
AV EQUIPMENT MO	A 2610.230-03	\$ 718	\$ 800	\$ 1,020	
AV EQUIPMENT NHP	A 2610.230-04	\$ 465	\$ 515	\$ 1,560	
LIBRARY BKS-ENCYS GCP	A 2610.462-01	\$ 2,010	\$ 1,860	\$ 1,885	
LIBRARY BKS-ENCYS HGS	A 2610.462-02	\$ 3,856	\$ 3,560	\$ 3,590	
LIBRARY BKS-ENCYS MO	A 2610.462-03	\$ 2,408	\$ 2,000	\$ 2,155	
LIBRARY BKS-ENCYS NHP	A 2610.462-04	\$ 3,491	\$ 3,310	\$ 3,275	
LIBRARY BKS-ENCYS NON PUB	A 2610.462-05	\$ 1,473	\$ 1,455	\$ 1,500	
SUBSCRIPTIONS GCP	A 2610.464-01	\$ 723	\$ 900	\$ 800	
SUBSCRIPTIONS HGS	A 2610.464-02	\$ 897	\$ 1,000	\$ 1,000	
SUBSCRIPTIONS MO	A 2610.464-03	\$ 714	\$ 750	\$ 850	
SUBSCRIPTIONS NHP	A 2610.464-04	\$ 702	\$ 800	\$ 800	
BOCES-AV/TV REP-FILM RT	A 2610.490-00	\$ 1,575	\$ 2,000	\$ 2,000	
BOCES-LIBRARY AUTOMATION	A 2610.490-03	\$ 20,481	\$ 19,560	\$ 18,355	
SUPPLIES - LIBRARY GCP	A 2610.510-01	\$ 1,055	\$ 1,000	\$ 1,000	
SUPPLIES - LIBRARY HGS	A 2610.510-02	\$ 1,652	\$ 2,000	\$ 2,000	
SUPPLIES - LIBRARY MO	A 2610.510-03	\$ 1,208	\$ 1,500	\$ 1,500	
SUPPLIES - LIBRARY NHP	A 2610.510-04	\$ 1,861	\$ 2,000	\$ 2,000	
<b>A 2610...Library and Audio Visual</b>		<b>\$ 385,206</b>	<b>\$ 421,505</b>	<b>\$ 461,310</b>	<b>9.44%</b>

## New Hyde Park - Garden City Park UFSD - 2020-2021 Adopted Budget

Budget Code Description	Code	Description
-------------------------	------	-------------

**INSTRUCTION**

AV EQUIPMENT GCP	A 2610.230-01	AV Equipment GCP - i.e. green screen kit, library furniture (collaborative tables) (16), groove chairs (50), wedge chairs (2), etc.
AV EQUIPMENT HGS	A 2610.230-02	AV Equipment HGS - i.e. document cameras (1), green screen kits (1), etc. - Principal will consider repair costs to existing equipment vs. purchasing new equipment
AV EQUIPMENT MO	A 2610.230-03	AV Equipment MO - i.e. document cameras (3), green screen kits (1), etc. - Principal will consider repair costs to existing equipment vs. purchasing new equipment
AV EQUIPMENT NHP	A 2610.230-04	AV Equipment NHP - i.e. document cameras (3), listening centers (1), green screen kits (1), etc. - Principal will consider repair costs to existing equipment vs. purchasing new equipment
LIBRARY BKS-ENCYS GCP	A 2610.462-01	Library Books/Encyclopedias - GCP - allocation of \$6.25 per pupil (state reimburses up to \$6.25 per pupil)
LIBRARY BKS-ENCYS HGS	A 2610.462-02	Library Books/Encyclopedias - HGS - allocation of \$6.25 per pupil (state reimburses up to \$6.25 per pupil)
LIBRARY BKS-ENCYS MO	A 2610.462-03	Library Books/Encyclopedias - MO - allocation of \$6.25 per pupil (state reimburses up to \$6.25 per pupil)
LIBRARY BKS-ENCYS NHP	A 2610.462-04	Library Books/Encyclopedias - NHP - allocation of \$6.25 per pupil (state reimburses up to \$6.25 per pupil)
LIBRARY BKS-ENCYS NON PUB	A 2610.462-05	Library Books/Encyclopedias - NON PUB - allocation of \$6.25 per pupil (state reimburses up to \$6.25 per pupil)
SUBSCRIPTIONS GCP	A 2610.464-01	Subscriptions GCP - Library - i.e. newspapers and magazines
SUBSCRIPTIONS HGS	A 2610.464-02	Subscriptions HGS - Library - i.e. newspapers and magazines
SUBSCRIPTIONS MO	A 2610.464-03	Subscriptions MO - Library - i.e. newspapers and magazines
SUBSCRIPTIONS NHP	A 2610.464-04	Subscriptions NHP - Library - i.e. newspapers and magazines
BOCES-AV/TV REP-FILM RT	A 2610.490-00	BOCES - AV Repair - all 4 buildings
BOCES-LIBRARY AUTOMATION	A 2610.490-03	BOCES - Library Automation - all 4 schools - includes Follett add-ons (Alliance AV subscriptions)
SUPPLIES - LIBRARY GCP	A 2610.510-01	Supplies - GCP
SUPPLIES - LIBRARY HGS	A 2610.510-02	Supplies - HGS
SUPPLIES - LIBRARY MO	A 2610.510-03	Supplies - MO
SUPPLIES - LIBRARY NHP	A 2610.510-04	Supplies - NHP

**A 2610...Library and Audio Visual**

## New Hyde Park - Garden City Park UFSD - 2020-2021 Adopted Budget

Budget Code Description	Code	2018-2019 Actual	2019-2020 Budget	2020-2021 Budget	%-age increase
<b>INSTRUCTION</b>					
TECHNOLOGY SPECIALIST GCP	A 2630.150-01	\$ 24,148	\$ 23,920	\$ 24,900	
TECHNOLOGY SPECIALIST HGS	A 2630.150-02	\$ 36,223	\$ 35,875	\$ 37,350	
TECHNOLOGY SPECIALIST MO	A 2630.150-03	\$ 24,148	\$ 23,920	\$ 24,900	
TECHNOLOGY SPECIALIST NHP	A 2630.150-04	\$ 36,223	\$ 35,875	\$ 37,350	
SALARY AIDES GCP	A 2630.160-01	\$ 27,749	\$ 29,560	\$ 30,870	
SALARY AIDES HGS	A 2630.160-02	\$ 20,017	\$ 22,670	\$ 24,270	
SALARY AIDES MO	A 2630.160-03	\$ 27,735	\$ 29,560	\$ 5,055	
SALARY AIDES NHP	A 2630.160-04	\$ 27,376	\$ 29,260	\$ 30,520	
DISTRICT-COMPUTERS	A 2630.230-00	\$ 50,217	\$ 57,945	\$ 62,950	
DISTRICT-COMPUTERS NP	A 2630.230-05	\$ 2,000	\$ 1,885	\$ 2,410	
COMPUTER SOFTWARE - DW	A 2630.461-00	\$ 82,359	\$ 133,990	\$ 109,075	
COMPUTER SOFTWARE NON PUB	A 2630.461-05	\$ 3,735	\$ 3,490	\$ 3,595	
BOCES-COMPUTERS	A 2630.490-00	\$ 553,629	\$ 560,375	\$ 561,975	
INSTRUCTIONAL SUPPLIES-DW	A 2630.510-00	\$ 32,367	\$ 25,000	\$ 10,000	
<b>A 2630...Computer Instruction</b>		<b>\$ 947,925</b>	<b>\$ 1,013,325</b>	<b>\$ 965,220</b>	<b>-4.75%</b>
<b>A 26...Instructional Media</b>		<b>\$ 1,333,131</b>	<b>\$ 1,434,830</b>	<b>\$ 1,426,530</b>	<b>-0.58%</b>

## New Hyde Park - Garden City Park UFSD - 2020-2021 Adopted Budget

Budget Code Description	Code	Description
<b>INSTRUCTION</b>		
TECHNOLOGY SPECIALIST GCP	A 2630.150-01	The Technology Integration Specialist (0.2 FTE) - responsible for supporting the professional growth and development of all teachers and staff to facilitate learning and independent application of effective instructional technology practices. Provides support through planning, modeling, co-teaching, training and developing resources. Builds awareness and generates enthusiasm for technology resources
TECHNOLOGY SPECIALIST HGS	A 2630.150-02	The Technology Integration Specialist (0.3 FTE) - responsible for supporting the professional growth and development of all teachers and staff to facilitate learning and independent application of effective instructional technology practices. Provides support through planning, modeling, co-teaching, training and developing resources. Builds awareness and generates enthusiasm for technology resources
TECHNOLOGY SPECIALIST MO	A 2630.150-03	The Technology Integration Specialist (0.2 FTE) - responsible for supporting the professional growth and development of all teachers and staff to facilitate learning and independent application of effective instructional technology practices. Provides support through planning, modeling, co-teaching, training and developing resources. Builds awareness and generates enthusiasm for technology resources
TECHNOLOGY SPECIALIST NHP	A 2630.150-04	The Technology Integration Specialist (0.3 FTE) - responsible for supporting the professional growth and development of all teachers and staff to facilitate learning and independent application of effective instructional technology practices. Provides support through planning, modeling, co-teaching, training and developing resources. Builds awareness and generates enthusiasm for technology resources
SALARY AIDES GCP	A 2630.160-01	Salary - Aides (1.25 FTE) - "Computer Aides"
SALARY AIDES HGS	A 2630.160-02	Salary - Aides (1.25 FT) - "Computer Aides"
SALARY AIDES MO	A 2630.160-03	Salary - Aides (0.25 FT) - "Computer Aides"
SALARY AIDES NHP	A 2630.160-04	Salary - Aides (1.25 FT) - "Computer Aides"
DISTRICT-COMPUTERS	A 2630.230-00	Includes but not limited to - planned replacement interactive board (20), replacement classroom printer - centralized printing model (20), Kensington charge cart (10), etc.
DISTRICT-COMPUTERS NP	A 2630.230-05	Non-public hardware and technology allocation - state reimbursement
COMPUTER SOFTWARE - DW	A 2630.461-00	Centralized software code - dollar for dollar reimbursement from state aid up to \$14.98 per student (budgeted amount) + the following additional software including but not limited to, iXL, Sophos end user email, BrainPop, Learning A-Z, NEWSELA, School Asset Manager, iRead, Papercut printing solutions, etc.
COMPUTER SOFTWARE NON PUB	A 2630.461-05	Computer Software - NON PUB - per pupil allocation (\$14.98)
BOCES-COMPUTERS	A 2630.490-00	Blackboard Connect, Model Schools, WAN Wiring Lease, Network Maintenance, Micro Computer Support (NASTECH), Video on Demand, District ISP/EMAIL, hardware maint. (firewall, controllers, switches), EDCOMM, LTPP subscription fee, SMART notebook (90 licenses), In-District Data Support (1 day per week), Data and Privacy Security, Syntax web hosting, Level 1 tech (2 positions), Putnam SS/ELA online curriculum, Technology special project (250 Apple iPads, 300 Chrome Books (2019 - 2020 project - final payment to be made in 2022)), Microsoft Campus (Cyber Security), network support (admin), CARR - centralized print plan, JAMF software
INSTRUCTIONAL SUPPLIES-DW	A 2630.510-00	Instructional Supplies - Technology items - i.e. ink for printers district wide (including labs), projector bulbs, wires to hook up smart boards, etc.

**A 2630...Computer Instruction**

## New Hyde Park - Garden City Park UFSD - 2020-2021 Adopted Budget

Budget Code Description	Code	2018-2019 Actual	2019-2020 Budget	2020-2021 Budget	%-age increase
<b>INSTRUCTION</b>					
SALARY-ATTENDANCE GCP	A 2805.160-01	\$ 154	\$ 1,100	\$ 1,100	
SALARY-ATTENDANCE HGS	A 2805.160-02	\$ 352	\$ 1,100	\$ 1,100	
SALARY-ATTENDANCE MO	A 2805.160-03	\$ 264	\$ 1,100	\$ 1,100	
SALARY-ATTENDANCE NHP	A 2805.160-04	\$ 594	\$ 1,100	\$ 1,100	
BOCES-ATTENDANCE	A 2805.490-00	\$ 54,875	\$ 71,500	\$ 72,260	
<b>A 2805...Attendance</b>		<b>\$ 56,239</b>	<b>\$ 75,900</b>	<b>\$ 76,660</b>	<b>1.00%</b>
DIAGNOSTIC SCREEN SAL/CERT GCP	A 2810.150-01	\$ 4,004	\$ 3,920	\$ 3,920	
DIAGNOSTIC SCREEN SAL/CERT HGS	A 2810.150-02	\$ 4,004	\$ 3,920	\$ 3,920	
DIAGNOSTIC SCREEN SAL/CERT MO	A 2810.150-03	\$ 4,004	\$ 3,920	\$ 3,920	
DIAGNOSTIC SCREEN SAL/CERT NHP	A 2810.150-04	\$ 4,004	\$ 3,920	\$ 3,920	
TESTING SERVICES DIST/GCP	A 2810.416-01	\$ 197	\$ 290	\$ 300	
TESTING SERVICESDIST/HGS	A 2810.416-02	\$ 343	\$ 655	\$ 545	
TESTING SERVICESDIST/MO	A 2810.416-03	\$ 212	\$ 325	\$ 370	
TESTING SERVICES DIST/NHP	A 2810.416-04	\$ 424	\$ 560	\$ 525	
BOCES-TESTING	A 2810.490-00	\$ 71,151	\$ 115,300	\$ 105,975	
TESTING MATERIAL DIST/GCP	A 2810.510-01	\$ 148	\$ 55	\$ 55	
TESTING MATERIAL DIST/HGS	A 2810.510-02	\$ 178	\$ 100	\$ 105	
TESTING MATERIAL DIST/MO	A 2810.510-03	\$ 49	\$ 55	\$ 55	
TESTING MATERIAL DIST/NHP	A 2810.510-04	\$ 102	\$ 100	\$ 105	
<b>A 2810...Testing</b>		<b>\$ 88,819</b>	<b>\$ 133,120</b>	<b>\$ 123,715</b>	<b>-7.07%</b>
SALARY-AED SUPERVISION GCP	A 2815.152-01	\$ -	\$ 125	\$ 125	
SALARY-AED SUPERVISION HGS	A 2815.152-02	\$ -	\$ 125	\$ 125	
SALARY-AED SUPERVISION MO	A 2815.152-03	\$ -	\$ 125	\$ 125	
SALARY-AED SUPERVISION NHP	A 2815.152-04	\$ -	\$ 125	\$ 125	

## New Hyde Park - Garden City Park UFSD - 2020-2021 Adopted Budget

Budget Code Description	Code	Description
-------------------------	------	-------------

**INSTRUCTION**

SALARY-ATTENDANCE GCP	A 2805.160-01	Salary - Attendance Officer
SALARY-ATTENDANCE HGS	A 2805.160-02	Salary - Attendance Officer
SALARY-ATTENDANCE MO	A 2805.160-03	Salary - Attendance Officer
SALARY-ATTENDANCE NHP	A 2805.160-04	Salary - Attendance Officer
BOCES-ATTENDANCE	A 2805.490-00	BOCES - E-school student management system cloud hosting (including Guru, online req, eSD licenses), Template design for new report card

**A 2805...Attendance**

DIAGNOSTIC SCREEN SAL/CERT GCP	A 2810.150-01	Salary - Special Education Director (.025 FTE) - reflects 19-20 salary (contract not settled)
DIAGNOSTIC SCREEN SAL/CERT HGS	A 2810.150-02	Salary - Special Education Director (.025 FTE) - reflects 19-20 salary (contract not settled)
DIAGNOSTIC SCREEN SAL/CERT MO	A 2810.150-03	Salary - Special Education Director (.025 FTE) - reflects 19-20 salary (contract not settled)
DIAGNOSTIC SCREEN SAL/CERT NHP	A 2810.150-04	Salary - Special Education Director (.025 FTE) - reflects 19-20 salary (contract not settled)
TESTING SERVICES DIST/GCP	A 2810.416-01	Test scoring - i.e. COGAT (3rd grade testing)
TESTING SERVICESDIST/HGS	A 2810.416-02	Test scoring - i.e. COGAT (3rd grade testing)
TESTING SERVICESDIST/MO	A 2810.416-03	Test scoring - i.e. COGAT (3rd grade testing)
TESTING SERVICES DIST/NHP	A 2810.416-04	Test scoring - i.e. COGAT (3rd grade testing)
BOCES-TESTING	A 2810.490-00	BOCES - Test Scoring (Grades 3-6 reading and math, NYSITELL, 4th grade science, NYSAA, NYSESLAT) - state testing related costs includes grading, printing and mailing, parent letters, electronic scoring - math, STAR 360 + annual support, state required school counselor (1 day per week)
TESTING MATERIAL DIST/GCP	A 2810.510-01	Testing Materials - including but not limited to COGAT
TESTING MATERIAL DIST/HGS	A 2810.510-02	Testing Materials - including but not limited to COGAT
TESTING MATERIAL DIST/MO	A 2810.510-03	Testing Materials - including but not limited to COGAT
TESTING MATERIAL DIST/NHP	A 2810.510-04	Testing Materials - including but not limited to COGAT

**A 2810...Testing**

SALARY-AED SUPERVISION GCP	A 2815.152-01	Salary - AED supervision - certified AED staff working various events
SALARY-AED SUPERVISION HGS	A 2815.152-02	Salary - AED supervision - certified AED staff working various events
SALARY-AED SUPERVISION MO	A 2815.152-03	Salary - AED supervision - certified AED staff working various events
SALARY-AED SUPERVISION NHP	A 2815.152-04	Salary - AED supervision - certified AED staff working various events

## New Hyde Park - Garden City Park UFSD - 2020-2021 Adopted Budget

Budget Code Description	Code	2018-2019 Actual	2019-2020 Budget	2020-2021 Budget	%-age increase
<b>INSTRUCTION</b>					
SALARIES-MD'S/RN'S GCP	A 2815.160-01	\$ 55,661	\$ 52,180	\$ 54,075	
SALARIES-MD'S/RN'S HGS	A 2815.160-02	\$ 60,215	\$ 59,175	\$ 59,300	
SALARIES-MD'S/RN'S MO	A 2815.160-03	\$ 62,308	\$ 62,075	\$ 62,425	
SALARIES-MD'S/RN'S NHP	A 2815.160-04	\$ 48,292	\$ 48,995	\$ 52,305	
SALARIES-MD'S/RN'S NP	A 2815.160-05	\$ 52,802	\$ 55,085	\$ 57,200	
AED-CLASSIFIED STAFF GCP	A 2815.162-01	\$ 1,120	\$ 500	\$ 500	
AED-CLASSIFIED STAFF HGS	A 2815.162-02	\$ -	\$ 500	\$ 500	
AED-CLASSIFIED STAFF MO	A 2815.162-03	\$ -	\$ 500	\$ 500	
AED-CLASSIFIED STAFF NHP	A 2815.162-04	\$ -	\$ 500	\$ 500	
EQUIP-HEALTH OFFICE DIST/GCP	A 2815.230-01	\$ 574	\$ -	\$ -	
EQUIP-HEALTH OFFICE DIST/HGS	A 2815.230-02	\$ 196	\$ -	\$ 240	
EQUIP-HEALTH OFFICE DIST/MO	A 2815.230-03	\$ -	\$ -	\$ 180	
EQUIP-HEALTH OFFICE DIST/NHP	A 2815.230-04	\$ 130	\$ -	\$ 180	
EQUIP-HEALTH OFFICE DIST/NP	A 2815.230-05	\$ -	\$ 810	\$ 180	
CONSULTANT NURSE DIST/GCP	A 2815.445-01	\$ 4,542	\$ 3,000	\$ 3,000	
CONSULTANT NURSE DIST/HGS	A 2815.445-02	\$ 5,051	\$ 3,000	\$ 3,000	
CONSULTANT NURSE DIST/MO	A 2815.445-03	\$ 743	\$ 3,000	\$ 3,000	
CONSULTANT NURSE DIST/NHP	A 2815.445-04	\$ 5,793	\$ 3,000	\$ 3,000	
CONSULTANT NURSE DIST/NP	A 2815.445-05	\$ 1,925	\$ 3,000	\$ 3,000	
HEALTH SERV-OTHER DIST	A 2815.447-00	\$ 21,894	\$ 25,000	\$ 25,000	
CONSULTANT-MDS DIST/GCP	A 2815.449-01	\$ 1,347	\$ 1,950	\$ 2,330	
CONSULTANT-MDS DIST/HGS	A 2815.449-02	\$ 2,460	\$ 2,150	\$ 1,950	
CONSULTANT-MDS DIST/MO	A 2815.449-03	\$ 1,432	\$ 1,950	\$ 2,330	
CONSULTANT-MDS DIST/NHP	A 2815.449-04	\$ 2,460	\$ 2,150	\$ 1,950	
CONSULTANT-MDS DIST/NP	A 2815.449-05	\$ 1,113	\$ 1,510	\$ 1,510	

## New Hyde Park - Garden City Park UFSD - 2020-2021 Adopted Budget

Budget Code Description	Code	Description
-------------------------	------	-------------

**INSTRUCTION**

SALARIES-MD'S/RN'S GCP	A 2815.160-01	Salary - Nurses (1.165 FTE) + OT - reflects 18-19 salary (contract not settled)
SALARIES-MD'S/RN'S HGS	A 2815.160-02	Salary - Nurses (1.165 FTE) + OT - reflects 18-19 salary (contract not settled)
SALARIES-MD'S/RN'S MO	A 2815.160-03	Salary - Nurses (1.175 FTE) + OT - reflects 18-19 salary (contract not settled)
SALARIES-MD'S/RN'S NHP	A 2815.160-04	Salary - Nurses (1.165 FTE) + OT - reflects 18-19 salary (contract not settled)
SALARIES-MD'S/RN'S NP	A 2815.160-05	Salary - Nurses (1.175 FTE) + OT - reflects 18-19 salary (contract not settled)
AED-CLASSIFIED STAFF GCP	A 2815.162-01	Salary - non certified AED staff working various events
AED-CLASSIFIED STAFF HGS	A 2815.162-02	Salary - non certified AED staff working various events
AED-CLASSIFIED STAFF MO	A 2815.162-03	Salary - non certified AED staff working various events
AED-CLASSIFIED STAFF NHP	A 2815.162-04	Salary - non certified AED staff working various events
EQUIP-HEALTH OFFICE DIST/GCP	A 2815.230-01	code not used
EQUIP-HEALTH OFFICE DIST/HGS	A 2815.230-02	Equipment - Health Office - includes but not limited to - chairs (4)
EQUIP-HEALTH OFFICE DIST/MO	A 2815.230-03	Equipment - Health Office - includes but not limited to - blood pressure machines (1)
EQUIP-HEALTH OFFICE DIST/NHP	A 2815.230-04	Equipment - Health Office - includes but not limited to - blood pressure machines (1)
EQUIP-HEALTH OFFICE DIST/NP	A 2815.230-05	Equipment - Health Office - includes but not limited to - blood pressure machines (1)
CONSULTANT NURSE DIST/GCP	A 2815.445-01	used when nurses are out sick if subs are not available
CONSULTANT NURSE DIST/HGS	A 2815.445-02	used when nurses are out sick if subs are not available
CONSULTANT NURSE DIST/MO	A 2815.445-03	used when nurses are out sick if subs are not available
CONSULTANT NURSE DIST/NHP	A 2815.445-04	used when nurses are out sick if subs are not available
CONSULTANT NURSE DIST/NP	A 2815.445-05	used when nurses are out sick if subs are not available
HEALTH SERV-OTHER DIST	A 2815.447-00	Health Services - when our students attend an out of district private school we get billed for health
CONSULTANT-MDS DIST/GCP	A 2815.449-01	District Medical Director, fees for ancillary services, and blood borne pathogens
CONSULTANT-MDS DIST/HGS	A 2815.449-02	District Medical Director, fees for ancillary services, and blood borne pathogens
CONSULTANT-MDS DIST/MO	A 2815.449-03	District Medical Director, fees for ancillary services, and blood borne pathogens
CONSULTANT-MDS DIST/NHP	A 2815.449-04	District Medical Director, fees for ancillary services, and blood borne pathogens
CONSULTANT-MDS DIST/NP	A 2815.449-05	District Medical Director, fees for ancillary services, and blood borne pathogens

## New Hyde Park - Garden City Park UFSD - 2020-2021 Adopted Budget

Budget Code Description	Code	2018-2019 Actual	2019-2020 Budget	2020-2021 Budget	%-age increase
<b>INSTRUCTION</b>					
MAINT REPAIR EQUIP DIST/GCP	A 2815.460-01	\$ 235	\$ 210	\$ 195	
MAINT REPAIR EQUIP DIST/HGS	A 2815.460-02	\$ 235	\$ 210	\$ 195	
MAINT REPAIR EQUIP DIST/MO	A 2815.460-03	\$ 320	\$ 210	\$ 340	
MAINT REPAIR EQUIP DIST/NHP	A 2815.460-04	\$ 235	\$ 210	\$ 195	
MAINT REPAIR EQUIP DIST/NP	A 2815.460-05	\$ 49	\$ 50	\$ 50	
MED WASTE DIST/GCP	A 2815.472-01	\$ 285	\$ 295	\$ 295	
MED WASTE DIST/HGS	A 2815.472-02	\$ 570	\$ 295	\$ 295	
MED WASTE DIST/MO	A 2815.472-03	\$ -	\$ 295	\$ 295	
MED WASTE DIST/NHP	A 2815.472-04	\$ 285	\$ 295	\$ 295	
MED WASTE DIST/NP	A 2815.472-05	\$ 285	\$ 295	\$ 295	
TRAINING AED DIST/GCP	A 2815.478-01	\$ 1,075	\$ 340	\$ 860	
TRAINING AED DIST/HGS	A 2815.478-02	\$ 985	\$ 340	\$ 860	
TRAINING AED DIST/MO	A 2815.478-03	\$ 855	\$ 340	\$ 860	
TRAINING AED DIST/NHP	A 2815.478-04	\$ 1,255	\$ 340	\$ 860	
CONFERENCES RN'S DIST/GCP	A 2815.479-01	\$ -	\$ 70	\$ 60	
CONFERENCES RN'S DIST/HGS	A 2815.479-02	\$ 4	\$ 70	\$ 60	
CONFERENCES RN'S DIST/MO	A 2815.479-03	\$ -	\$ 70	\$ 60	
CONFERENCES RN'S DIST/NHP	A 2815.479-04	\$ 4	\$ 70	\$ 60	
CONFERENCES RN'S DIST/NP	A 2815.479-05	\$ -	\$ 70	\$ 60	
BOCES HEALTH SERV	A 2815.490-00	\$ 2,966	\$ 3,800	\$ 3,250	
SUPPLIES DIST/GCP	A 2815.510-01	\$ 874	\$ 1,200	\$ 1,200	
SUPPLIES DIST/HGS	A 2815.510-02	\$ 1,034	\$ 1,200	\$ 1,200	
SUPPLIES DIST/MO	A 2815.510-03	\$ 719	\$ 1,200	\$ 1,200	
SUPPLIES DIST/NHP	A 2815.510-04	\$ 1,055	\$ 1,200	\$ 1,200	
SUPPLIES DIST/NP	A 2815.510-05	\$ 606	\$ 1,200	\$ 1,200	
UNIFORMS DIST/GCP	A 2815.511-01	\$ 45	\$ 200	\$ 200	
UNIFORMS DIST/HGS	A 2815.511-02	\$ 195	\$ 200	\$ 200	
UNIFORMS DIST/MO	A 2815.511-03	\$ 350	\$ 225	\$ 225	
UNIFORMS DIST/NHP	A 2815.511-04	\$ 195	\$ 200	\$ 200	
UNIFORMS DIST/NP	A 2815.511-05	\$ 160	\$ 225	\$ 225	
<b>A 2815...Health Services - Nurses</b>		<b>\$ 344,931</b>	<b>\$ 345,455</b>	<b>\$ 355,145</b>	<b>2.80%</b>

## New Hyde Park - Garden City Park UFSD - 2020-2021 Adopted Budget

Budget Code Description	Code	Description
-------------------------	------	-------------

**INSTRUCTION**

MAINT REPAIR EQUIP DIST/GCP	A 2815.460-01	Equipment - Repair/Maintenance including but not limited to the calibration of district audiometers, and maint of AED's
MAINT REPAIR EQUIP DIST/HGS	A 2815.460-02	Equipment - Repair/Maintenance including but not limited to the calibration of district audiometers, and maint of AED's
MAINT REPAIR EQUIP DIST/MO	A 2815.460-03	Equipment - Repair/Maintenance including but not limited to the calibration of district audiometers, and maint of AED's
MAINT REPAIR EQUIP DIST/NHP	A 2815.460-04	Equipment - Repair/Maintenance including but not limited to the calibration of district audiometers, and maint of AED's
MAINT REPAIR EQUIP DIST/NP	A 2815.460-05	Equipment - Repair/Maintenance including but not limited to the calibration of NP audiometers
MED WASTE DIST/GCP	A 2815.472-01	Medical waste disposal
MED WASTE DIST/HGS	A 2815.472-02	Medical waste disposal
MED WASTE DIST/MO	A 2815.472-03	Medical waste disposal
MED WASTE DIST/NHP	A 2815.472-04	Medical waste disposal
MED WASTE DIST/NP	A 2815.472-05	Medical waste disposal
TRAINING AED DIST/GCP	A 2815.478-01	Training - AED/CPR certification/training
TRAINING AED DIST/HGS	A 2815.478-02	Training - AED/CPR certification/training
TRAINING AED DIST/MO	A 2815.478-03	Training - AED/CPR certification/training
TRAINING AED DIST/NHP	A 2815.478-04	Training - AED/CPR certification/training
CONFERENCES RN'S DIST/GCP	A 2815.479-01	Conferences for Nurses
CONFERENCES RN'S DIST/HGS	A 2815.479-02	Conferences for Nurses
CONFERENCES RN'S DIST/MO	A 2815.479-03	Conferences for Nurses
CONFERENCES RN'S DIST/NHP	A 2815.479-04	Conferences for Nurses
CONFERENCES RN'S DIST/NP	A 2815.479-05	Conferences for Nurses
BOCES HEALTH SERV	A 2815.490-00	BOCES Health Services including but not limited to Health and Welfare services
SUPPLIES DIST/GCP	A 2815.510-01	Health Services Supplies
SUPPLIES DIST/HGS	A 2815.510-02	Health Services Supplies
SUPPLIES DIST/MO	A 2815.510-03	Health Services Supplies
SUPPLIES DIST/NHP	A 2815.510-04	Health Services Supplies
SUPPLIES DIST/NP	A 2815.510-05	Health Services Supplies
UNIFORMS DIST/GCP	A 2815.511-01	Nurses uniforms - per contract - \$150 per nurse
UNIFORMS DIST/HGS	A 2815.511-02	Nurses uniforms - per contract - \$150 per nurse
UNIFORMS DIST/MO	A 2815.511-03	Nurses uniforms - per contract - \$150 per nurse
UNIFORMS DIST/NHP	A 2815.511-04	Nurses uniforms - per contract - \$150 per nurse
UNIFORMS DIST/NP	A 2815.511-05	Nurses uniforms - per contract - \$150 per nurse

**A 2815...Health Services - Nurses**

## New Hyde Park - Garden City Park UFSD - 2020-2021 Adopted Budget

Budget Code Description	Code	2018-2019 Actual	2019-2020 Budget	2020-2021 Budget	%-age increase
<b>INSTRUCTION</b>					
SALARIES-PSYCHOLOGISTS/SOCIAL WORKERS GCP	A 2820.150-01	\$ 194,848	\$ 193,800	\$ 206,655	
SALARIES-PSYCHOLOGISTS/SOCIAL WORKERS HGS	A 2820.150-02	\$ 217,060	\$ 216,195	\$ 225,050	
SALARIES-PSYCHOLOGISTS/SOCIAL WORKERS MO	A 2820.150-03	\$ 128,935	\$ 128,480	\$ 168,295	
SALARIES-PSYCHOLOGISTS/SOCIAL WORKERS NHP	A 2820.150-04	\$ 158,078	\$ 199,075	\$ 210,950	
CONTRACTUAL EXPENSE DIST/GCP	A 2820.440-01	\$ 200	\$ 200	\$ 210	
CONTRACTUAL EXPENSE DIST/HGS	A 2820.440-02	\$ 200	\$ 200	\$ 210	
CONTRACTUAL EXPENSE DIST/MO	A 2820.440-03	\$ 200	\$ 200	\$ 210	
CONTRACTUAL EXPENSE DIST/NHP	A 2820.440-04	\$ 200	\$ 200	\$ 210	
CONFERENCES PSYCH. DIST/GCP	A 2820.479-01	\$ 30	\$ 375	\$ 375	
CONFERENCES PSYCH. DIST/ HGS	A 2820.479-02	\$ 160	\$ 375	\$ 375	
CONFERENCES PSYCH. DIST/MO	A 2820.479-03	\$ 80	\$ 375	\$ 375	
CONFERENCES PSYCH. DIST/NHP	A 2820.479-04	\$ -	\$ 375	\$ 375	
SCORING - BOCES	A 2820.490-00	\$ 19,483	\$ 20,105	\$ 20,985	
TESTING MATERIALS DIST/GCP	A 2820.510-01	\$ 457	\$ 1,250	\$ 1,250	
TESTING MATERIALS DIST/HGS	A 2820.510-02	\$ 231	\$ 1,250	\$ 1,250	
TESTING MATERIALS DIST/MO	A 2820.510-03	\$ 195	\$ 1,250	\$ 1,250	
TESTING MATERIALS DIST/NHP	A 2820.510-04	\$ 229	\$ 1,250	\$ 1,250	
PROF JOURNALS-BOOKS DIST/GCP	A 2820.511-01	\$ 53	\$ 35	\$ 50	
PROF JOURNALS-BOOKS DIST/HGS	A 2820.511-02	\$ 53	\$ 35	\$ 50	
PROF JOURNALS-BOOKS DIST/MO	A 2820.511-03	\$ 53	\$ 35	\$ 50	
PROF JOURNALS-BOOKS DIST/NHP	A 2820.511-04	\$ 53	\$ 35	\$ 50	
<b>A 2820...Psychological Services</b>		<b>\$ 720,799</b>	<b>\$ 765,095</b>	<b>\$ 839,475</b>	<b>9.72%</b>

## New Hyde Park - Garden City Park UFSD - 2020-2021 Adopted Budget

Budget Code Description	Code	Description
SALARIES-PSYCHOLOGISTS/SOCIAL WORKERS GCP	A 2820.150-01	Salary - Psychologists/Social Workers (1.4 FTE), Director of Special Education (0.225 FTE) - reflects 19-20 salary (contract not settled)
SALARIES-PSYCHOLOGISTS/SOCIAL WORKERS HGS	A 2820.150-02	Salary - Psychologists/Social Workers (1.5 FTE), Director of Special Education (0.225 FTE) - reflects 19-20 salary (contract not settled)
SALARIES-PSYCHOLOGISTS/SOCIAL WORKERS MO	A 2820.150-03	Salary - Psychologists/Social Workers (1.5 FTE), Director of Special Education (0.225 FTE) - reflects 19-20 salary (contract not settled)
SALARIES-PSYCHOLOGISTS/SOCIAL WORKERS NHP	A 2820.150-04	Salary - Psychologists/Social Workers (1.6 FTE), Director of Special Education (0.225 FTE) - reflects 19-20 salary (contract not settled)
CONTRACTUAL EXPENSE DIST/GCP	A 2820.440-01	Electronic subscription to Section 504 Compliance Advisor, Today's School Psychologist, and The Special Educator
CONTRACTUAL EXPENSE DIST/HGS	A 2820.440-02	Electronic subscription to Section 504 Compliance Advisor, Today's School Psychologist, and The Special Educator
CONTRACTUAL EXPENSE DIST/MO	A 2820.440-03	Electronic subscription to Section 504 Compliance Advisor, Today's School Psychologist, and The Special Educator
CONTRACTUAL EXPENSE DIST/NHP	A 2820.440-04	Electronic subscription to Section 504 Compliance Advisor, Today's School Psychologist, and The Special Educator
CONFERENCES PSYCH. DIST/GCP	A 2820.479-01	Conferences - Psychologists and Social Workers
CONFERENCES PSYCH. DIST/ HGS	A 2820.479-02	Conferences - Psychologists and Social Workers
CONFERENCES PSYCH. DIST/MO	A 2820.479-03	Conferences - Psychologists and Social Workers
CONFERENCES PSYCH. DIST/NHP	A 2820.479-04	Conferences - Psychologists and Social Workers
SCORING - BOCES	A 2820.490-00	BOCES - Scoring (NYSED reporting - repository system)
TESTING MATERIALS DIST/GCP	A 2820.510-01	Testing Materials - i.e. Psych tests, forms for educational testing
TESTING MATERIALS DIST/HGS	A 2820.510-02	Testing Materials - i.e. Psych tests, forms for educational testing
TESTING MATERIALS DIST/MO	A 2820.510-03	Testing Materials - i.e. Psych tests, forms for educational testing
TESTING MATERIALS DIST/NHP	A 2820.510-04	Testing Materials - i.e. Psych tests, forms for educational testing
PROF JOURNALS-BOOKS DIST/GCP	A 2820.511-01	Professional Journals/Books
PROF JOURNALS-BOOKS DIST/HGS	A 2820.511-02	Professional Journals/Books
PROF JOURNALS-BOOKS DIST/MO	A 2820.511-03	Professional Journals/Books
PROF JOURNALS-BOOKS DIST/NHP	A 2820.511-04	Professional Journals/Books

**A 2820...Psychological Services**

## New Hyde Park - Garden City Park UFSD - 2020-2021 Adopted Budget

Budget Code Description	Code	2018-2019 Actual	2019-2020 Budget	2020-2021 Budget	%-age increase
<b>INSTRUCTION</b>					
SALARIES-COCUR/EXT DAY GCP	A 2850.150-01	\$ 2,486	\$ 5,545	\$ 9,475	
SALARIES-COCUR/EXT DAY HGS	A 2850.150-02	\$ 3,242	\$ 5,545	\$ 9,475	
SALARIES-COCUR/EXT DAY MO	A 2850.150-03	\$ 2,590	\$ 5,545	\$ 9,475	
SALARIES-COCUR/EXT DAY NHP	A 2850.150-04	\$ 3,084	\$ 5,545	\$ 9,475	
CO-CURR, CLUBS, NON-CERTIFIED STAFF GCP	A 2850.160-01	\$ 1,141	\$ 250	\$ 250	
CO-CURR, CLUBS, NON-CERTIFIED STAFF HGS	A 2850.160-02	\$ 1,027	\$ 250	\$ 250	
CO-CURR, CLUBS, NON-CERTIFIED STAFF MO	A 2850.160-03	\$ 1,098	\$ 250	\$ 250	
CO-CURR, CLUBS, NON-CERTIFIED STAFF NHP	A 2850.160-04	\$ 1,612	\$ 250	\$ 250	
CONTRACTED SERVICES-CO-CURRICULAR GCP	A 2850.470-01	\$ 86	\$ 185	\$ 1,500	
CONTRACTED SERVICES-CO-CURRICULAR HGS	A 2850.470-02	\$ 86	\$ 190	\$ 1,500	
CONTRACTED SERVICES-CO-CURRICULAR MO	A 2850.470-03	\$ 86	\$ 185	\$ 1,500	
CONTRACTED SERVICES-CO-CURRICULAR NHP	A 2850.470-04	\$ 86	\$ 190	\$ 1,500	
SUPPLIES - CLUBS DIST/GCP	A 2850.510-01	\$ -	\$ 600	\$ 1,500	
SUPPLIES - CLUBS DIST/HGS	A 2850.510-02	\$ -	\$ 600	\$ 1,500	
SUPPLIES - CLUBS DIST/MO	A 2850.510-03	\$ -	\$ 600	\$ 1,500	
SUPPLIES - CLUBS DIST/NHP	A 2850.510-04	\$ -	\$ 600	\$ 1,500	
<b>A 2850...Co-Curricular</b>		<b>\$ 16,626</b>	<b>\$ 26,330</b>	<b>\$ 50,900</b>	<b>93.32%</b>
<b>A 28...Pupil Services</b>		<b>\$ 1,227,414</b>	<b>\$ 1,345,900</b>	<b>\$ 1,445,895</b>	<b>7.43%</b>
<b>TOTAL INSTRUCTION</b>		<b>\$ 20,019,537</b>	<b>\$ 20,887,860</b>	<b>\$ 21,822,060</b>	<b>4.47%</b>

## New Hyde Park - Garden City Park UFSD - 2020-2021 Adopted Budget

Budget Code Description	Code	Description
-------------------------	------	-------------

**INSTRUCTION**

SALARIES-COCUR/EXT DAY GCP	A 2850.150-01	Including but not limited to payments (certified staff) for Student Council, NYSSMA, Jazz/Stage Band, Chamber Orchestra, Marching Band, Maturation (evening parent meeting), Enrichment Odyssey Fair, Math Fair, Concerts (Winter/Spring), Science Fair, 6th Grade Science Finals, School Web Masters, robotics club, yearbook editor, Play (Plaza) etc.
SALARIES-COCUR/EXT DAY HGS	A 2850.150-02	Including but not limited to payments (certified staff) for Student Council, NYSSMA, Jazz/Stage Band, Chamber Orchestra, Marching Band, Maturation (evening parent meeting), Enrichment Odyssey Fair, Math Fair, Concerts (Winter/Spring), Science Fair, 6th Grade Science Finals, School Web Masters, robotics club, yearbook editor, Play (Plaza) etc.
SALARIES-COCUR/EXT DAY MO	A 2850.150-03	Including but not limited to payments (certified staff) for Student Council, NYSSMA, Jazz/Stage Band, Chamber Orchestra, Marching Band, Maturation (evening parent meeting), Enrichment Odyssey Fair, Math Fair, Concerts (Winter/Spring), Science Fair, 6th Grade Science Finals, School Web Masters, robotics club, yearbook editor, Play (Plaza) etc.
SALARIES-COCUR/EXT DAY NHP	A 2850.150-04	Including but not limited to payments (certified staff) for Student Council, NYSSMA, Jazz/Stage Band, Chamber Orchestra, Marching Band, Maturation (evening parent meeting), Enrichment Odyssey Fair, Math Fair, Concerts (Winter/Spring), Science Fair, 6th Grade Science Finals, School Web Masters, robotics club, yearbook editor, Play (Plaza) etc.
CO-CURR, CLUBS, NON-CERTIFIED STAFF GCP	A 2850.160-01	Including but not limited to payments (non-certified staff) for Student Council, NYSSMA, Jazz/Stage Band, Chamber Orchestra, Marching Band, Maturation (evening parent meeting), Enrichment Odyssey Fair, Math Fair, Concerts (Winter/Spring), Science Fair, 6th Grade Science Finals, School Web Masters, robotics club, Play (Plaza) etc.
CO-CURR, CLUBS, NON-CERTIFIED STAFF HGS	A 2850.160-02	Including but not limited to payments (non-certified staff) for Student Council, NYSSMA, Jazz/Stage Band, Chamber Orchestra, Marching Band, Maturation (evening parent meeting), Enrichment Odyssey Fair, Math Fair, Concerts (Winter/Spring), Science Fair, 6th Grade Science Finals, School Web Masters, robotics club, Play (Plaza) etc.
CO-CURR, CLUBS, NON-CERTIFIED STAFF MO	A 2850.160-03	Including but not limited to payments (non-certified staff) for Student Council, NYSSMA, Jazz/Stage Band, Chamber Orchestra, Marching Band, Maturation (evening parent meeting), Enrichment Odyssey Fair, Math Fair, Concerts (Winter/Spring), Science Fair, 6th Grade Science Finals, School Web Masters, robotics club, Play (Plaza) etc.
CO-CURR, CLUBS, NON-CERTIFIED STAFF NHP	A 2850.160-04	Including but not limited to payments (non-certified staff) for Student Council, NYSSMA, Jazz/Stage Band, Chamber Orchestra, Marching Band, Maturation (evening parent meeting), Enrichment Odyssey Fair, Math Fair, Concerts (Winter/Spring), Science Fair, 6th Grade Science Finals, School Web Masters, robotics club, Play (Plaza) etc.
CONTRACTED SERVICES-CO-CURRICULAR GCP	A 2850.470-01	Contracted Services - including but not limited to district plays
CONTRACTED SERVICES-CO-CURRICULAR HGS	A 2850.470-02	Contracted Services - including but not limited to district plays
CONTRACTED SERVICES-CO-CURRICULAR MO	A 2850.470-03	Contracted Services - including but not limited to district plays
CONTRACTED SERVICES-CO-CURRICULAR NHP	A 2850.470-04	Contracted Services - including but not limited to district plays
SUPPLIES - CLUBS DIST/GCP	A 2850.510-01	Supplies for robotics club
SUPPLIES - CLUBS DIST/HGS	A 2850.510-02	Supplies for robotics club
SUPPLIES - CLUBS DIST/MO	A 2850.510-03	Supplies for robotics club
SUPPLIES - CLUBS DIST/NHP	A 2850.510-04	Supplies for robotics club

**A 2850...Co-Curricular**

<b>TOTAL INSTRUCTION</b>		
--------------------------	--	--

## New Hyde Park - Garden City Park UFSD - 2020-2021 Adopted Budget

Budget Code Description	Code	2018-2019 Actual	2019-2020 Budget	2020-2021 Budget	%-age increase
<b>TRANSPORTATION</b>					
SALARY TRANS DIR & SECTY	A 5510.160-00	\$ 102,468	\$ 102,525	\$ 95,945	
SALARIES-BUS DRIVERS	A 5510.161-00	\$ 45,450	\$ 77,210	\$ 77,205	
BUS DRIVER OVERTIME	A 5510.166-00	\$ 18	\$ 500	\$ 500	
SALARY-BUS MATRON	A 5510.170-00	\$ 35,720	\$ 36,000	\$ 36,000	
EQUIPMENT	A 5510.230-00	\$ -	\$ 4,500	\$ 5,550	
INSURANCE	A 5510.424-00	\$ 7,734	\$ 7,570	\$ 8,020	
REPAIRS-VEHICLES	A 5510.460-00	\$ 30,287	\$ 40,000	\$ 40,000	
RENTAL/MAINTENANCE COPIER	A 5510.465-00	\$ -	\$ 80	\$ 85	
TELEPHONE	A 5510.466-00	\$ 1,979	\$ 2,000	\$ 2,000	
BIDS	A 5510.471-00	\$ 2,959	\$ 1,880	\$ 1,930	
MEDICAL EXAMS	A 5510.473-00	\$ 107	\$ 260	\$ 260	
TRANSPORTATION-CONFERENCES	A 5510.479-00	\$ 340	\$ 475	\$ 475	
BOCES - XEROX, OTHER SERVICES	A 5510.490-00	\$ 6,140	\$ 6,155	\$ 6,215	
TRANSPORTATION-SUPPLIES	A 5510.512-00	\$ 437	\$ 300	\$ 300	
PARTS-VEHICLES	A 5510.521-00	\$ 359	\$ 1,000	\$ 1,000	
GAS OIL	A 5510.522-00	\$ 7,000	\$ 7,500	\$ 7,500	
UNIFORMS	A 5510.543-00	\$ 422	\$ 495	\$ 495	
<b>A 5510...Transportation</b>		<b>\$ 241,419</b>	<b>\$ 288,450</b>	<b>\$ 283,480</b>	<b>-1.72%</b>

## New Hyde Park - Garden City Park UFSD - 2020-2021 Adopted Budget

Budget Code Description	Code	Description
<b>TRANSPORTATION</b>		
SALARY TRANS DIR & SECTY	A 5510.160-00	Salary - Transportation Director (.4 FTE) - reflects 19-20 salary, + Clerical (1.0 FTE) - reflects 18-19 salary (contract not settled)
SALARIES-BUS DRIVERS	A 5510.161-00	Salary - Bus Drivers - (3.0 FTE) - reflects 18-19 salary (contract not settled)
BUS DRIVER OVERTIME	A 5510.166-00	Salary - Bus Driver OT
SALARY-BUS MATRON	A 5510.170-00	Salary - Bus Matrons - for 10 month school year \$20.00 per matron per run (currently 5 positions)
EQUIPMENT	A 5510.230-00	Including but not limited to battery jump pack, Clorox Total 360 Disinfectant Cleaner (uses the power of electrostatic technology to kill cold and flu viruses in hard-to-reach surfaces), misc. equipment, etc.
INSURANCE	A 5510.424-00	Bus Insurance - NYSIR projects increase - insurance also charged to 1910.420
REPAIRS-VEHICLES	A 5510.460-00	Vehicle Repair - (buses ranging from 1991 to 2020 - youngest after 2020 is 2015), DOT Inspections and preventative maintenance, etc.
RENTAL/MAINTENANCE COPIER	A 5510.465-00	Maintenance agreements on district owned machines
TELEPHONE	A 5510.466-00	Telephone - wireless for drivers + land lines for transportation office (budgeted here for aid purposes)
BIDS	A 5510.471-00	Bids for transportation
MEDICAL EXAMS	A 5510.473-00	Random drug/alcohol testing - The FMCSA (Federal Motor Carriers Safety Administration) determines who gets tested and how often. The district must have the funding to pay a vendor when mandated to send driver for testing, annual CDL physical exams (all drivers)
TRANSPORTATION-CONFERENCES	A 5510.479-00	Transportation - Conferences - i.e. NYAPT Nassau County Dues, NYAPT - NYS dues
BOCES - XEROX, OTHER SERVICES	A 5510.490-00	Xerox machines utilized through BOCES bids, Driver Training (30 hour training class for new drivers, defensive driving classes, behind the wheel tests, oral/written tests, physical performance tests, driver file audit, etc.), biennial road test, biennial written test, transportation cooperative bid, etc.
TRANSPORTATION-SUPPLIES	A 5510.512-00	Transportation - Supplies
PARTS-VEHICLES	A 5510.521-00	Parts to fix buses in-house
GAS OIL	A 5510.522-00	Gas/oil - for buses
UNIFORMS	A 5510.543-00	Uniforms - per contract

**A 5510...Transportation**

## New Hyde Park - Garden City Park UFSD - 2020-2021 Adopted Budget

Budget Code Description	Code	2018-2019 Actual	2019-2020 Budget	2020-2021 Budget	%-age increase
<b>TRANSPORTATION</b>					
TRANSP-SPEC ED/BY BUS CO.	A 5540.412-00	\$ 255,312	\$ 286,275	\$ 205,005	
TRANS-REGULAR NON PUBLIC(INDIS	A 5540.413-00	\$ 60,523	\$ 62,040	\$ 63,265	
TRANS-REG. NON PUBLIC(OUT DIS)	A 5540.414-00	\$ 257,671	\$ 281,780	\$ 279,045	
FIELD TRIPS DIST. (ENRICHMENT)	A 5540.415-00	\$ 7,991	\$ 2,565	\$ 2,565	
TRANS-REGULAR PUBLIC (IN DIST)	A 5540.416-00	\$ 66,857	\$ 68,530	\$ 69,895	
TRANSP-SPECIAL ED BY BOCES	A 5540.490-00	\$ -	\$ -	\$ -	
<b>A 5540...Contract Transportation</b>		<b>\$ 648,355</b>	<b>\$ 701,190</b>	<b>\$ 619,775</b>	<b>-11.61%</b>
<b>A 55...Pupil Transportation</b>		<b>\$ 889,775</b>	<b>\$ 989,640</b>	<b>\$ 903,255</b>	<b>-8.73%</b>
<b>TOTAL TRANSPORTATION</b>		<b>\$ 889,775</b>	<b>\$ 989,640</b>	<b>\$ 903,255</b>	<b>-2.03%</b>

## New Hyde Park - Garden City Park UFSD - 2020-2021 Adopted Budget

Budget Code Description	Code	Description
<b>TRANSPORTATION</b>		
TRANSP-SPEC ED/BY BUS CO.	A 5540.412-00	Special Education Transportation (out of district placements) - by bidded vendor or quadrant agreement
TRANS-REGULAR NON PUBLIC(INDIS	A 5540.413-00	Regular Transportation - Non-Public (in district) - 1 bus
TRANS-REG. NON PUBLIC(OUT DIS)	A 5540.414-00	Regular Transportation - Non-Public (out of district) - currently: 13 schools
FIELD TRIPS DIST. (ENRICHMENT)	A 5540.415-00	Field Trips - Enrichment - i.e. Town Hall (Constitutional Works), Olympiad tournament, etc.
TRANS-REGULAR PUBLIC (IN DIST)	A 5540.416-00	Transportation - Regular Public (In District) - NHPRS students via contracted vendor
TRANSP-SPECIAL ED BY BOCES	A 5540.490-00	code not used
<b>A 5540...Contract Transportation</b>		
<b>TOTAL TRANSPORTATION</b>		

## New Hyde Park - Garden City Park UFSD - 2020-2021 Adopted Budget

Budget Code Description	Code	2018-2019 Actual	2019-2020 Budget	2020-2021 Budget	%-age increase
<b>UNDISTRIBUTED</b>					
EMPLOYEE RETIREMENT	A 9010.800-00	\$ 492,366	\$ 548,820	\$ 553,690	
TEACHERS RETIREMENT	A 9020.800-00	\$ 1,686,903	\$ 1,592,785	\$ 1,743,305	
SOCIAL SECURITY	A 9030.800-00	\$ 1,484,008	\$ 1,608,170	\$ 1,661,985	
WORKERS COMPENSATION	A 9040.800-00	\$ 208,165	\$ 214,155	\$ 200,300	
LIFE INSURANCE	A 9045.800-00	\$ 3,571	\$ 3,600	\$ 3,265	
UNEMPLOYMENT INSURANCE	A 9050.800-00	\$ -	\$ 9,000	\$ 9,000	
DISABILITY INSURANCE	A 9055.800-00	\$ 3,907	\$ 4,970	\$ 5,230	
HEALTH INSURANCE	A 9060.800-00	\$ 5,450,401	\$ 6,517,105	\$ 6,227,890	
DENTAL INSURANCE	A 9061.800-00	\$ 131,590	\$ 140,345	\$ 148,255	
VISION INSURANCE	A 9062.800-00	\$ 13,874	\$ 14,900	\$ 15,480	
OTHER BENEFITS	A 9089.800-00	\$ 29,197	\$ 104,995	\$ 102,600	
<b>A 9000's...Employee Benefits</b>		<b>\$ 9,503,982</b>	<b>\$ 10,758,845</b>	<b>\$ 10,671,000</b>	<b>-0.82%</b>

## New Hyde Park - Garden City Park UFSD - 2020-2021 Adopted Budget

Budget Code Description	Code	Description
<b>UNDISTRIBUTED</b>		
EMPLOYEE RETIREMENT	A 9010.800-00	New York State Employee Retirement System for non-certified personnel - rate only given for first 3/4 of the year. The rate for Tier 4 employees = 16.1%
TEACHERS RETIREMENT	A 9020.800-00	New York State Teachers' Retirement System - TRS does not officially set the rate until July - but it is expected that the rate will increase for the 2020-2021 school year (TRS estimate is 9.53% - the district has budgeted 10.25% (the top end of the range estimate provided by TRS))
SOCIAL SECURITY	A 9030.800-00	Social Security - 6.2% of salary (up to \$137,700) and Medi - 1.45% of Salary (no cap)
WORKERS COMPENSATION	A 9040.800-00	%-age increase by Nassau County Schools Cooperative Workers Comp Self-Insured Trust - since changes in regulations there have been greater payouts awarded by the workers comp boards. The actuary has calculated that the NHP-GCP Union Free School District has saved over \$1 million dollars by being self insured
LIFE INSURANCE	A 9045.800-00	Life Insurance - provided as per contracts
UNEMPLOYMENT INSURANCE	A 9050.800-00	Unemployment Insurance - we are on an actual pay basis - we pay dollar for dollar
DISABILITY INSURANCE	A 9055.800-00	Disability Insurance - provided as per contracts
HEALTH INSURANCE	A 9060.800-00	Health Insurance - provided as per contracts
DENTAL INSURANCE	A 9061.800-00	Dental Insurance - provided as per contracts
VISION INSURANCE	A 9062.800-00	Vision Insurance - provided as per contracts
OTHER BENEFITS	A 9089.800-00	Code utilized to payout certain contractual benefits when owed to individuals who retire. This budgeted line item does not increase tax levy because the district utilizes the Employee Benefits Accrued Liability reserve to pay for this item

**A 9000's...Employee Benefits**

## New Hyde Park - Garden City Park UFSD - 2020-2021 Adopted Budget

Budget Code Description	Code	2018-2019 Actual	2019-2020 Budget	2020-2021 Budget	%-age increase
<b>UNDISTRIBUTED</b>					
PRINCIPAL BOND-SCHOOL CONSTRUCTION	A 9711.600-00	\$ 1,240,000	\$ 1,310,000	\$ 1,370,000	
PRINCIPAL BOND-LIBRARY	A 9711.601-00	\$ 520,000	\$ 530,000	\$ 545,000	
INTEREST-BOND-SCHOOL CONSTRUCTION	A 9711.700-00	\$ 287,206	\$ 225,990	\$ 161,605	
INTEREST-BOND-LIBRARY	A 9711.701-00	\$ 83,875	\$ 73,475	\$ 62,875	
INTEREST TAN	A 9760.700-00	\$ -	\$ 40,000	\$ 40,000	
INSTALLMENT PURCHASE DEBT - PRIN	A 9785.600-00	\$ 20,976	\$ 15,295	\$ 15,670	
INSTALLMENT PURCH DEBT - INT	A 9785.700-00	\$ 654	\$ 845	\$ 470	
PRINCIPAL BUS PURCHASE	A 9787.600-00	\$ 22,486	\$ 23,840	\$ 23,545	
INTEREST BUS PURCHASE	A 9787.700-00	\$ 1,099	\$ 3,060	\$ 2,070	
<b>A 9700's...Debt Service</b>		<b>\$ 2,176,296</b>	<b>\$ 2,222,505</b>	<b>\$ 2,221,235</b>	<b>-0.06%</b>
SCHOOL LUNCH FUND	A 9900.930-00	\$ 49,000	\$ 54,845	\$ 56,445	
TRANSFER TO FEDERAL	A 9950.080-00	\$ 90,012	\$ 150,315	\$ 150,315	
TRANSFER TO CAPITAL	A 9950.900-00	\$ 450,000	\$ 450,000	\$ 450,000	
<b>A 99...Interfund Transfers</b>		<b>\$ 589,012</b>	<b>\$ 655,160</b>	<b>\$ 656,760</b>	<b>0.24%</b>
<b>TOTAL UNDISTRIBUTED</b>		<b>\$ 12,269,291</b>	<b>\$ 13,636,510</b>	<b>\$ 13,548,995</b>	<b>-0.64%</b>
<b>TOTAL BUDGET</b>		<b>\$ 37,980,463</b>	<b>\$ 40,184,675</b>	<b>\$ 41,073,250</b>	<b>2.21%</b>

*An annual budget contains estimates of expenditures and revenues and the actual financial results will differ from the budget. In the event that any surplus funds are available at the end of the fiscal year (unexpended appropriations and/or excess revenues), they are utilized to reduce the tax levy for the upcoming school year. However, an exception exists for reserve funds specifically authorized by law. The Board of Education, in accordance with the 3 year plan, policy #5511 (Reserve Funds), and the Reserve Plan, will determine the best use of these funds which may include (but is not limited to) allocating a portion to reduce taxes, allocating a portion to replenish or increase reserves, and allocating a portion to maintain the statutory maximum for the unassigned fund balance (currently the maximum is at 4% of the subsequent years budget).*

## New Hyde Park - Garden City Park UFSD - 2020-2021 Adopted Budget

Budget Code Description	Code	Description
<b>UNDISTRIBUTED</b>		
PRINCIPAL BOND-SCHOOL CONSTRUCTION	A 9711.600-00	Bond - Principal - as per debt schedule
PRINCIPAL BOND-LIBRARY	A 9711.601-00	Bond - Principal (Library) - as per debt schedule - reimbursed from Hillside Public Library
INTEREST-BOND-SCHOOL CONSTRUCTION	A 9711.700-00	Bond - Interest - as per debt schedule
INTEREST-BOND-LIBRARY	A 9711.701-00	Bond - Interest (Library) - as per debt schedule - reimbursed from Hillside Public Library
INTEREST TAN	A 9760.700-00	TAN (Tax Anticipation Note) Interest
INSTALLMENT PURCHASE DEBT - PRIN	A 9785.600-00	Principal payments for the Installment Purchase of Skid Steer - final pymt. to be made in 2021-2022, and Ford Utility Vehicle - final pymt. to be made in 2021-2022
INSTALLMENT PURCH DEBT - INT	A 9785.700-00	Interest payments for the Installment Purchase of Skid Steer - final pymt. to be made in 2021-2022, and Ford Utility Vehicle - final pymt. to be made in 2021-2022
PRINCIPAL BUS PURCHASE	A 9787.600-00	Principal payments for 64 passenger bus being financed over 5 years - final pymt. to be made in 2023-2024
INTEREST BUS PURCHASE	A 9787.700-00	Interest payments for 64 passenger bus being financed over 5 years - final pymt. to be made in 2023-2024
<b>A 9700's...Debt Service</b>		
SCHOOL LUNCH FUND	A 9900.930-00	School Lunch Fund - 5K historic + cashier salaries (3.7 FTEs)
TRANSFER TO FEDERAL	A 9950.080-00	4408 (Summer Special Education) - both in-house and outsourced placements, plus the local share for 4201 placements
TRANSFER TO CAPITAL	A 9950.900-00	Health & Safety/Security projects across the District including, but not limited to: Replacement of HVAC equipment, replacement/additional fencing, installation of cameras and other related security items, etc.

**A 99...Interfund Transfers**