

Salary schedule figured on 8 hrs per day/ 240 days per year (Board approved 11-9-10 for years 6-10)Effective July 1, 2011

Classified Salary Schedule implementing years 6-10

(Years 0-5 were added by board approval 5-13-12, effective July 1, 2012) (Proposed .25 cents per hour increase-Board approved 5-07-13)

2016-2017 CLASSIFIED SALARY SCHEDULE (Approved June 14, 2016)

| Yrs. Exp | Step Increase per hr | Hourly Rate | Bkkeeper Range 1 | Hourly Rate | Asst. Bkbp Range 2 | Hourly Rate | Dist Sec Range 3 | Hourly Rate | Sec. Range 4 | Hourly Rate | FS Direc Range 5 | Hourly Rate | FS Mang. Range 6 | Hourly Rate | FS Other Range 7 |
|----------|----------------------|-------------|---------------------|-------------|-----------------------|-------------|---------------------|-------------|-----------------|-------------|---------------------|-------------|---------------------|-------------|---------------------|
| 0 | | 16.25 | 31,200 | 13.71 | 26,323.20 | 12.00 | 23,040 | 10.75 | 20,640 | 16.25 | 31,200 | 10.40 | 19,968 | 9.55 | 18,336 |
| 1 | .15 | 16.40 | 31,488 | 13.86 | 26,611.20 | 12.15 | 23,328 | 10.90 | 20,928 | 16.40 | 31,488 | 10.55 | 20,256 | 9.70 | 18,624 |
| 2 | .15 | 16.55 | 31,776 | 14.01 | 26,899.20 | 12.30 | 23,616 | 11.05 | 21,216 | 16.55 | 31,776 | 10.70 | 20,544 | 9.85 | 18,912 |
| 3 | .15 | 16.70 | 32,064 | 14.16 | 27,187.20 | 12.45 | 23,904 | 11.20 | 21,504 | 16.70 | 32,064 | 10.85 | 20,832 | 10.00 | 19,200 |
| 4 | .10 | 16.80 | 32,256 | 14.26 | 27,379.20 | 12.55 | 24,096 | 11.30 | 21,696 | 16.80 | 32,256 | 10.95 | 21,024 | 10.10 | 19,392 |
| 5 | .10 | 16.90 | 32,448 | 14.36 | 27,571.20 | 12.65 | 24,288 | 11.40 | 21,888 | 16.90 | 32,448 | 11.05 | 21,216 | 10.20 | 19,584 |
| 6 | .10 | 17.00 | 32,640 | 14.46 | 27,763.20 | 12.75 | 24,480 | 11.50 | 22,080 | 17.00 | 32,640 | 11.15 | 21,408 | 10.30 | 19,776 |
| 7 | .05 | 17.05 | 32,736 | 14.51 | 27,859.20 | 12.80 | 24,576 | 11.55 | 22,176 | 17.05 | 32,736 | 11.20 | 21,504 | 10.35 | 19,872 |
| 8 | .05 | 17.10 | 32,832 | 14.56 | 27,955.20 | 12.85 | 24,672 | 11.60 | 22,272 | 17.10 | 32,832 | 11.25 | 21,600 | 10.40 | 19,968 |
| 9 | .05 | 17.15 | 32,928 | 14.61 | 28,051.20 | 12.90 | 24,768 | 11.65 | 22,368 | 17.15 | 32,928 | 11.30 | 21,696 | 10.45 | 20,064 |
| 10 | .05 | 17.20 | 33,024 | 14.66 | 28,147.20 | 12.95 | 24,864 | 11.70 | 22,464 | 17.20 | 33,024 | 11.35 | 21,792 | 10.50 | 20,160 |

| Yrs. Exp. | Step Increase per hr | Hourly Rate | Comp. Lab Range 8 | Hourly Rate | Comp. Tech Range 9 | Hourly Rate | Due Proc Clk Range 10 | Hourly Rate | Head M&O Range 11 | Hourly Rate | M&O Level 1 Range 12 | Hourly Rate | Trans. Dir. Range 13 | Hourly Rate | Mech. Level 1 Range 14 |
|-----------|----------------------|-------------|----------------------|-------------|-----------------------|-------------|--------------------------|-------------|----------------------|-------------|-------------------------|-------------|-------------------------|-------------|---------------------------|
| 0 | | 11.00 | 21,120 | 25.57 | 49,094.40 | 10.55 | 20,256 | 16.25 | 31,200 | 12.71 | 24,403.20 | 16.25 | 31,200 | 10.98 | 21,081.60 |
| 1 | .15 | 11.15 | 21,408 | 25.72 | 49,382.40 | 10.70 | 20,544 | 16.40 | 31,488 | 12.86 | 24,691.20 | 16.40 | 31,488 | 11.13 | 21,369.60 |
| 2 | .15 | 11.30 | 21,696 | 25.87 | 49,670.40 | 10.85 | 20,832 | 16.55 | 31,776 | 13.01 | 24,979.20 | 16.55 | 31,776 | 11.28 | 21,657.60 |
| 3 | .15 | 11.45 | 21,984 | 26.02 | 49,958.40 | 11.00 | 21,120 | 16.70 | 32,064 | 13.16 | 25,267.20 | 16.70 | 32,064 | 11.43 | 21,945.60 |
| 4 | .10 | 11.55 | 22,176 | 26.12 | 50,150.40 | 11.10 | 21,312 | 16.80 | 32,256 | 13.26 | 25,459.20 | 16.80 | 32,256 | 11.53 | 22,137.60 |
| 5 | .10 | 11.65 | 22,368 | 26.22 | 50,342.40 | 11.20 | 21,504 | 16.90 | 32,448 | 13.36 | 25,651.20 | 16.90 | 32,448 | 11.63 | 22,329.60 |
| 6 | .10 | 11.75 | 22,560 | 26.32 | 50,534.40 | 11.30 | 21,696 | 17.00 | 32,640 | 13.46 | 25,843.20 | 17.00 | 32,640 | 11.73 | 22,521.60 |
| 7 | .05 | 11.80 | 22,656 | 26.37 | 50,630.40 | 11.35 | 21,792 | 17.05 | 32,736 | 13.51 | 25,939.20 | 17.05 | 32,736 | 11.78 | 22,617.60 |
| 8 | .05 | 11.85 | 22,752 | 26.42 | 50,726.40 | 11.40 | 21,888 | 17.10 | 32,832 | 13.56 | 26,035.20 | 17.10 | 32,832 | 11.83 | 22,713.60 |
| 9 | .05 | 11.90 | 22,848 | 26.47 | 50,822.40 | 11.45 | 21,984 | 17.15 | 32,928 | 13.61 | 26,131.20 | 17.15 | 32,928 | 11.88 | 22,809.60 |
| 10 | .05 | 11.95 | 22,944 | 26.52 | 50,918.40 | 11.50 | 22,080 | 17.20 | 33,024 | 13.66 | 26,227.20 | 17.20 | 33,024 | 11.93 | 22,905.60 |

| Salary Schedule figured on 8 hrs per day/ 240 days per year | | | | | | | | | | | | | |
|---|----------------------------|----------------|-------------------|----------------|-----------------------------|----------------|-----------------|----------------|----------------|----------------|---------------------------------|----------------|---------------------------------|
| Yrs. Exp. | Step Increase per hr | Hourly Rate | Cust. Range 15 | Hourly Rate | Field keeper Range 16 | Hourly Rate | LPN Range 17 | Hourly Rate | RN Range 18 | Hourly Rate | Para-pro Level 1 Range 19 | Hourly Rate | Deaf Interperter Range 20 |
| 0 | | 9.89 | 18,988.80 | 10.04 | 19,276.80 | 16.25 | 31,200 | This | Range | 10.45 | 20,064 | 13.25 | 25,440 |
| 1 | .15 | 10.04 | 19,276.80 | 10.19 | 19,564.80 | 16.40 | 31,488 | Is | No | 10.60 | 20,352 | 13.40 | 25,728 |
| 2 | .15 | 10.19 | 19,564.80 | 10.34 | 19,852.80 | 16.55 | 31,776 | Longer | Valid. | 10.75 | 20,640 | 13.55 | 26,016 |
| 3 | .15 | 10.34 | 19,852.80 | 10.49 | 20,140.80 | 16.70 | 32,064 | As of | June | 10.90 | 20,928 | 13.70 | 26,304 |
| 4 | .10 | 10.44 | 20,044.80 | 10.59 | 20,332.80 | 16.80 | 32,256 | 10, | 2014 | 11.00 | 21,120 | 13.80 | 26,496 |
| 5 | .10 | 10.54 | 20,236.80 | 10.69 | 20,524.80 | 16.90 | 32,448 | | | 11.10 | 21,312 | 13.90 | 26,688 |
| 6 | .10 | 10.64 | 20,428.80 | 10.79 | 20,716.80 | 17.00 | 32,640 | | | 11.20 | 21,504 | 14.00 | 26,880 |
| 7 | .05 | 10.69 | 20,524.80 | 10.84 | 20,812.80 | 17.05 | 32,736 | | | 11.25 | 21,600 | 14.05 | 26,976 |
| 8 | .05 | 10.74 | 20,620.80 | 10.89 | 20,908.80 | 17.10 | 32,832 | | | 11.30 | 21,696 | 14.10 | 27,072 |
| 9 | .05 | 10.79 | 20,716.80 | 10.94 | 21,004.80 | 17.15 | 32,928 | | | 11.35 | 21,792 | 14.15 | 27,168 |
| 10 | .05 | 10.84 | 20,812.80 | 10.99 | 21,100.80 | 17.20 | 33,024 | | | 11.40 | 21,888 | 14.20 | 27,264 |

Additional duty amounts for:

+ .50/ for M/O Custodians

+ \$1.00/ Lead Custodian

+ .50/hr for Associate's Degree

+ \$1.00/hr Mechanic Level II

+ \$1.00/hr for Bachelor's Degree

\$.50/hr Para-Professional Level II (Personal Care Aide)


+ \$2.00/hr for Personal Care Plans Writer

**** LPN was moved to RN salary and RN was moved to Certified Salary Schedule**

+ \$1.00/hr Maintenance Level I (Supt. makes decision)

per board minutes of June 10, 2014. Schedule did not get updated however,

+ \$2.00/hr Maintenance Level III (Supt. makes decision)



School Board President

6-22-16

Date

2016-2017

SCHOOL BASED MENTAL HEALTH SALARY SCHEDULE

(Board approved) 6-14-16

(Schedule is based on 200 contract days Hours/Days 8.0)

Salary Schedule Code: **SBM**

| Step | Range 1 | Range 2 | Range 3 | Range 4 | Range 5 | |
|-------------|----------------|----------------|----------------|----------------|----------------|--|
| 1 | 48,800 | | | | | |
| 2 | 49,550 | | | | | |
| 3 | 51,500 | | | | | |
| 4 | | | | | | |
| 5 | | | | | | |

Salary schedule is based on a 200 day classified contract at a flat annual amount.



School Board President

6/14/16

Date


2016-2017
Pre-K CDA Aide Salary Schedule
(Board approved)

Salary Schedule Code: CDA

| Yrs. Exp | Step Increase per hr | Hourly Rate | CDA PREK Range 1 | Hourly Rate | CDA PREK #2 Range 2 | Hourly Rate | CDA PREK 3 Range 3 | Hourly Rate | CDA PREK 4 Range 4 | Hourly Rate | CDA PREK 5 Range 5 |
|-------------|----------------------------|----------------|------------------------|----------------|---------------------------|----------------|--------------------------|----------------|--------------------------|----------------|--------------------------|
| 0 | | 10.70 | 20,544 | | | | | | | | |
| 1 | .15 | 10.85 | 20,832 | | | | | | | | |
| 2 | .15 | 11.00 | 21,120 | | | | | | | | |
| 3 | .15 | 11.15 | 21,408 | | | | | | | | |
| 4 | .10 | 11.25 | 21,600 | | | | | | | | |
| 5 | .10 | 11.35 | 21,792 | | | | | | | | |
| 6 | .10 | 11.45 | 21,984 | | | | | | | | |
| 7 | .05 | 11.50 | 22,080 | | | | | | | | |
| 8 | .05 | 11.55 | 22,176 | | | | | | | | |
| 9 | .05 | 11.60 | 22,272 | | | | | | | | |
| 10 | .05 | 11.65 | 22,368 | | | | | | | | |

Additional duty amounts for:

- + .50/ for M/O Custodians
- + \$1.00/ Lead Custodian
- + .50/hr for Associate's Degree
- + \$1.00/hr Mechanic Level II
- + \$1.00/hr for Bachelor's Degree
- \$.50/hr Para-Professional Level II (Personal Care Aide)
- + \$2.00/hr for Personal Care Plans Writer
- + \$1.00/hr Maintenance Level I (Supt. makes decision)
- + \$2.00/hr Maintenance Level III (Supt. makes decision)



School Board President

Date

2016-2017

BUS DRIVERS/RIDER SALARY SCHEDULE

(Board approved)

(Schedule is based on 180 contract days Hours/Days 1.0)

Salary Schedule Code: B14

| | | | | | | |
|-------------------------|-------------------------|-------------------------|-------------------------|-------------------------|-------------------------|-------------------------|
| 33.54 Range 1 | 40.73 Range 2 | 41.16 Range 3 | 44.34 Range 4 | 51.59 Range 5 | 58.84 Range 6 | 59.84 Range 7 |
| 6,037.20 | 7,331.40 | 7,408.80 | 7,981.20 | 9,286.20 | 10,591.20 | 10,771.20 |


Pay calculated : Hourly Rate x hours driven daily x 180 days.



School Board President

Date

| | | | | | | | | | | |
|------|---|----------|---------|---------|---------|----------------------|-----------|---------|---------|----------|
| | <p align="center">2016-2017</p> <p align="center">21CCLC GRANT SALARY SCHEDULE</p> <p align="center">(Board approved) 6-14-16</p> <p align="center">Salary Schedule Code: 21CCLC (Based on a flat salary amount per grant , 178 days)</p> <p align="center">(Salary for years 2,3,4,5 will be set each year.)</p> | | | | | | | | | |
| | CERTIFIED PERSONNEL | | | | | CLASSIFIED PERSONNEL | | | | |
| Step | Year 1 | Year 2 | Year 3 | Year 4 | Year 5 | Year 1 | Year 2 | Year 3 | Year 4 | Year 5 |
| | Range 1 | Range 2 | Range 3 | Range 4 | Range 5 | Range 6 | Range 7 | Range 8 | Range 9 | Range 10 |
| 1 | \$ 7,500 | \$ 7,500 | | | | \$ 17,000 | \$ 18,500 | | | |
| 2 | | | | | | | \$ 6,000 | | | |
| 3 | | | | | | | | | | |


6/14/16

School Board President
 Date