



Financial Aid Overview

Jayhawks

What Will We Cover?

- Financial Aid Overview/Aid Opportunities
 - FSA ID
 - FAFSA Details

What is financial aid?

- Financial aid is any form of funding that helps you pay for college
- Must complete a **FAFSA** for most aid
 - Free Application for Federal Student Aid
 - fafsa.gov




How do I qualify for Financial Aid?

1. **Need Based Aid:** Federal Government calculates financial need based on the information on the FAFSA
 - a. EFC = Expected Family Contribution (index number to determine eligibility for federal aid)
2. **Merit Based Aid:** Colleges and private organizations award scholarships (Academic, Athletic or Artistic Talent)
 - a. www.muskegoncc.edu/scholarships
3. **Grants-** dollars you don't pay back, typically based on financial need
 - a. State or Federal




Federal Grant- Pell Grant

- Largest federal grant offered to undergraduates
- EFC determines eligibility
- Amount varies (2022/2023- Maximum \$6,895)
- Based on Status of Enrollment



State Grant- Michigan Tuition Incentive Program (TIP)

- For students that have been on Medicaid coverage for 24 months within a 36-month period between age 9 and high school graduation
- Michigan resident
- Obtain a HS diploma or equivalent before age 20
- Must use within 5 years of HS completion



Scholarship Program- Muskegon Promise

- Scholarship available to students attending a Muskegon county high school
- Must live within Muskegon county
- Must graduate with cumulative 3.4 or higher
- Apply for FAFSA
- Enroll at MCC or Baker
- Must use within 4 years of graduation
- Funds a certificate program, associates degree or first two years
- Last dollar scholarship (other grants/scholarships are used first)

Other Aid Opportunities

Institutional Aid

Work Study

Federal and Private Loans

Military Benefits

Organizations (Muskegon Community Foundation)



- The 2023/2024 FAFSA opens on **October 1st, 2022**
- Must be submitted **every year**
- State of Michigan Aid Deadline: **March 1st**
- Can be submitted using mobile device on myStudentAid app or online at FAFSA.GOV

Information Needed to Complete the FAFSA



Student

- Social Security #
- Birthdate
- Current Address
- 2021 W-2's/Tax Returns

Parents

- Social Security # (s)
- Birthdate (s)
- *Date Married (or Divorced)
- Current Address
- 2021 W-2's/Tax Returns

Federal Student Aid ID (FSA ID)

- Both the student and ONE parent will need a FSA ID
- First step is to create a username and password
- The FSA ID will be used every year to:
 - Sign the FAFSA
 - Log in to the US Department of Ed websites
 - Complete student loan documents
- Make it online at studentaid.gov



Step 1 of 7

Personal Information

I understand that I'll be required to certify that the information I provide to create an account (FSA ID) is true and correct and that I'm the individual I claim to be.

If I'm not the person I claim to be, I understand that I'm not authorized to proceed and that I should exit this form now. If I provide false or misleading information, I understand that I might be subject to a fine, prison time, or both.

First Name

 ⓘ

Middle Initial

 ⓘ

Last Name

 ⓘ

Date of Birth

Month

Day

Year

 ⓘ



Complete the FAFSA® Form

Use the *Free Application for Federal Student Aid (FAFSA®)* form to apply for financial aid for college or graduate school.

New to the FAFSA® Process?

Completing the FAFSA form is free. Fill it out now.

Start Here

Returning User?

Correct info | Add a school

View your *Student Aid Report (SAR)*

Log In



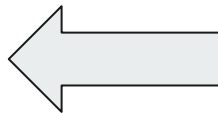
Welcome to the FAFSA® Form

Tell us about yourself.

[? Help](#) [Exit FAFSA Form](#)



I am a student and want to access the FAFSA form.



I am a parent filling out a FAFSA form for a student.

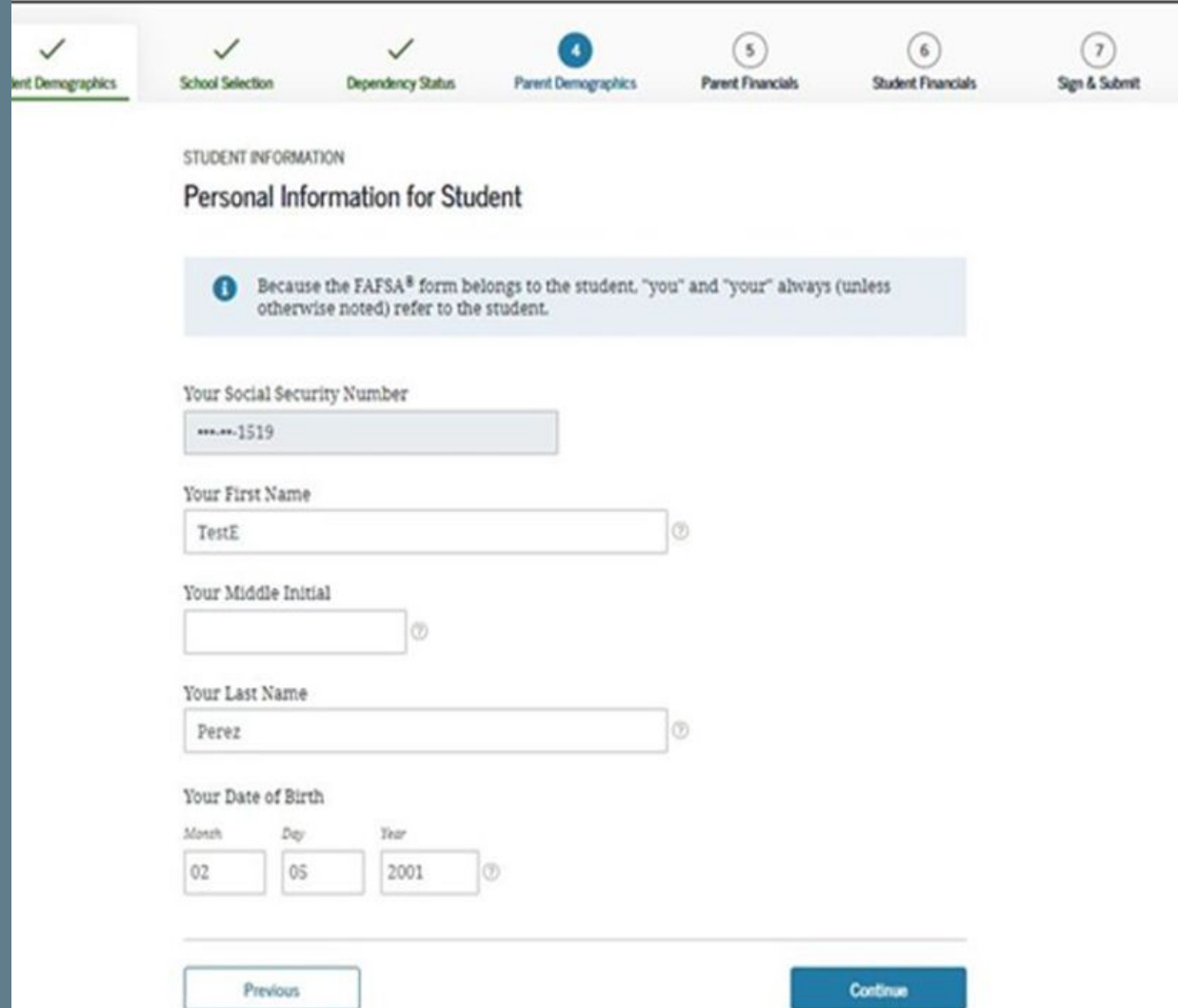


I am a preparer helping a student fill out his or her FAFSA form.



Completing the FAFSA

- Personal Information (such as name, birthdate, and social security number)
- Parent Information
 - Report for parent(s) who provided financial support over the past 12 months
 - If parent is remarried, step-parent information will be required
 - Report Parent Marital Info the DAY the FAFSA is completed



The screenshot shows the FAFSA application interface. At the top is a progress bar with seven steps: 1. Student Demographics (checked), 2. School Selection (checked), 3. Dependency Status (checked), 4. Parent Demographics (active, highlighted with a blue circle), 5. Parent Financials (5), 6. Student Financials (6), and 7. Sign & Submit (7). Below the progress bar, the section is titled "STUDENT INFORMATION" and "Personal Information for Student". A light blue informational box states: "Because the FAFSA® form belongs to the student, 'you' and 'your' always (unless otherwise noted) refer to the student." The form fields are as follows: "Your Social Security Number" with a masked input "***-**-1519"; "Your First Name" with input "TestE"; "Your Middle Initial" with an empty input; "Your Last Name" with input "Perez"; and "Your Date of Birth" with three inputs: "Month" (02), "Day" (05), and "Year" (2001). At the bottom are "Previous" and "Continue" buttons.

Parent Demographics ✓ School Selection ✓ Dependency Status ✓ 4 Parent Demographics 5 Parent Financials 6 Student Financials 7 Sign & Submit

STUDENT INFORMATION

Personal Information for Student

i Because the FAFSA® form belongs to the student, "you" and "your" always (unless otherwise noted) refer to the student.

Your Social Security Number
***-**-1519

Your First Name
TestE

Your Middle Initial

Your Last Name
Perez

Your Date of Birth
Month: 02 Day: 05 Year: 2001

Previous Continue

How to Determine Dependency?

- Born before January 1, 1999?
- Are you (student) married?
- Supporting a child MORE than 50%?
- Since turning 13, are you an orphan, in foster care or ward of the court?
- Are you in legal guardianship other than a parent?
- Are you an unaccompanied homeless youth?

NO=Dependent

PARENT INFORMATION

Parent Tax Filing Status



Application was successfully saved.



You indicated your parents are **married or remarried** but you also indicated your parents' tax return filing status is **head of household**. If one of your responses is incorrect, change it now. If the information you entered is correct, make sure the income information you provide on the following pages reflects both your parents' 2019 income.

For 2020, have your parents completed their IRS income tax return or another tax return?

Already completed



What type of income tax return did your parents file for 2020?

IRS Form 1040



For 2020, what is your parents' tax filing status according to their tax return?

Married-filed joint return



RECOMMENDED

IRS Data Retrieval Tool

Applying is faster and easier if your parents transfer their tax return information into this FAFSA form with the IRS Data Retrieval Tool (DRT):

For your protection, your tax return information will not display on the IRS website or on the FAFSA form.



A parent must sign the FAFSA[®] form. If you're a parent, select "Provide Parent Signature" to sign your child's FAFSA form.

Note: If you're the student and your parent isn't present, select "Save FAFSA Form" and then "Exit FAFSA." Your parent should log in to the FAFSA form using the student's identifiers and the save key to sign and submit your FAFSA form.



Student Signed With FSA ID

Signed With FSA ID

Last Name

Anderson

Date of Birth

08/09/2002

Social Security Number

---1483



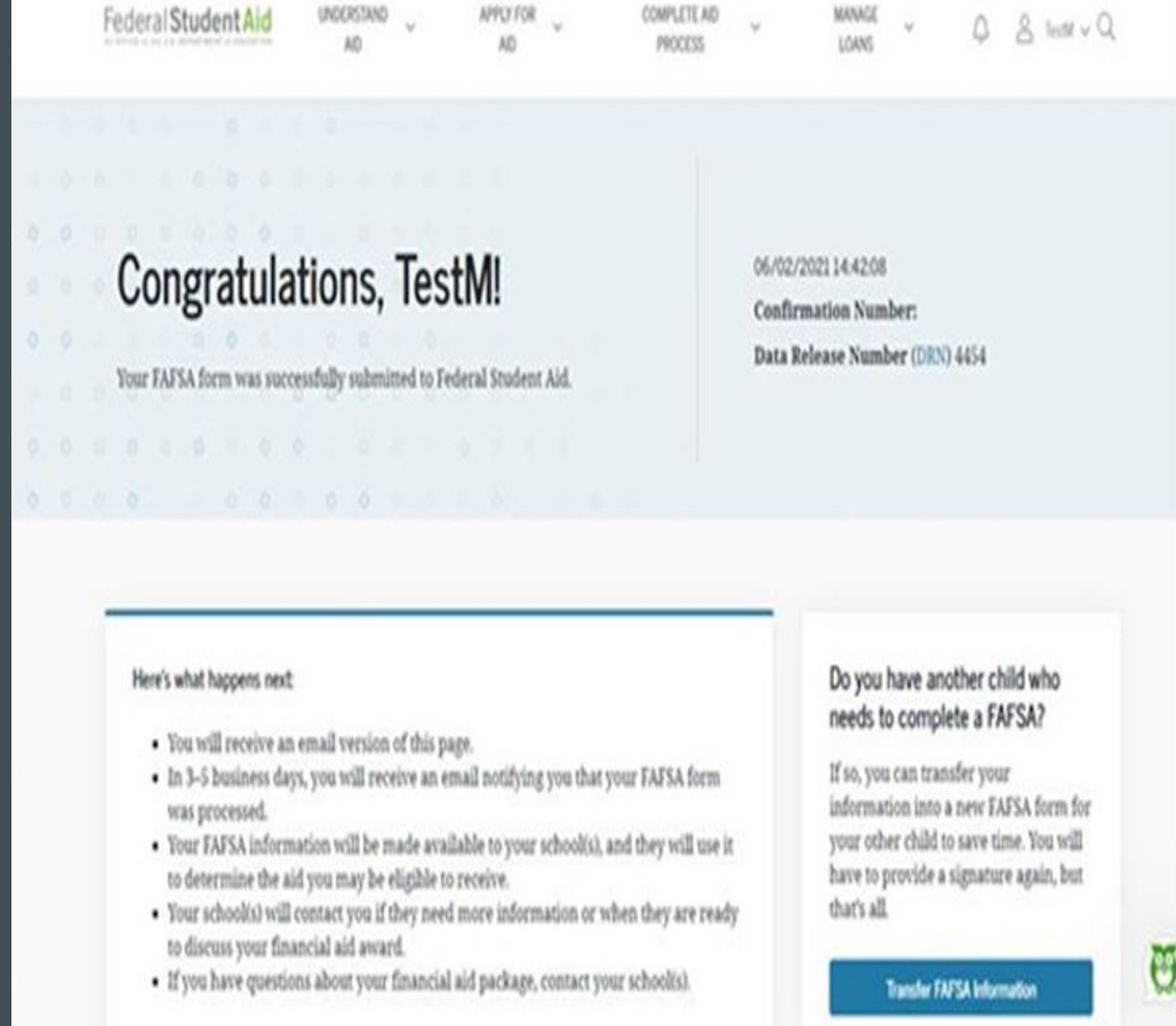
Parent Signature Needed

UNSIGNED

Provide Parent Signature

Confirmation

- After Confirmation email, you will get email in 3-5 days that your FAFSA was processed
- All schools (up to 10) that are listed on your FAFSA will get your information
- Your school will contact you if additional information is needed



The screenshot shows the Federal Student Aid website's confirmation page. At the top, there is a navigation bar with links: "Federal Student Aid" (with a sub-link "as verified by the U.S. Department of Education"), "UNDERSTAND AID", "APPLY FOR AID", "COMPLETE AID PROCESS", and "MANAGE LOANS". There are also icons for a notification bell, a user profile, and a search icon. The main heading is "Congratulations, TestM!". Below it, a message states: "Your FAFSA form was successfully submitted to Federal Student Aid." To the right, the date "06/02/2021 14:42:08" is shown, followed by the "Confirmation Number:" and the "Data Release Number (DRN) 4454". Below this, there are two side-by-side boxes. The left box, titled "Here's what happens next:", contains a bulleted list: "You will receive an email version of this page.", "In 3-5 business days, you will receive an email notifying you that your FAFSA form was processed.", "Your FAFSA information will be made available to your school(s), and they will use it to determine the aid you may be eligible to receive.", "Your school(s) will contact you if they need more information or when they are ready to discuss your financial aid award.", and "If you have questions about your financial aid package, contact your school(s).". The right box, titled "Do you have another child who needs to complete a FAFSA?", contains the text: "If so, you can transfer your information into a new FAFSA form for your other child to save time. You will have to provide a signature again, but that's all." Below this text is a blue button labeled "Transfer FAFSA Information".

Federal Student Aid
as verified by the U.S. Department of Education

UNDERSTAND AID

APPLY FOR AID

COMPLETE AID PROCESS

MANAGE LOANS

Congratulations, TestM!

Your FAFSA form was successfully submitted to Federal Student Aid.

06/02/2021 14:42:08

Confirmation Number:

Data Release Number (DRN) 4454

Here's what happens next:

- You will receive an email version of this page.
- In 3-5 business days, you will receive an email notifying you that your FAFSA form was processed.
- Your FAFSA information will be made available to your school(s), and they will use it to determine the aid you may be eligible to receive.
- Your school(s) will contact you if they need more information or when they are ready to discuss your financial aid award.
- If you have questions about your financial aid package, contact your school(s).

Do you have another child who needs to complete a FAFSA?

If so, you can transfer your information into a new FAFSA form for your other child to save time. You will have to provide a signature again, but that's all.

Transfer FAFSA Information

Closing Remarks

- Start research early
- Pay attention to deadlines
- Seek help from counselor or MCC (FAFSA DAYS)



Q & A

