

Fair Lawn Public Schools

37-01 Fair Lawn Avenue, Fair Lawn, NJ

(201) 794-5500 x7090

Email: nnorcia@fairlawnschools.org

Nicholas J. Norcia
Superintendent of Schools

January 25, 2022

Thomas Jefferson Middle School
35-01 Morlot Avenue
Fair Lawn, NJ 07410

Dear Thomas Jefferson Middle School Community:

Our school system is committed to protecting student, teacher, and staff health. To protect our community and be in compliance with the Department of Education regulations, Fair Lawn Public Schools tested our schools' drinking water for lead.

In accordance with the Department of Education regulations, Thomas Jefferson Middle School will implement immediate remedial measures for any drinking water outlet with a result greater than the action level of 15 µg/l (parts per billion [ppb]). This includes turning off the outlet unless it is determined the location must remain on for non-drinking purposes. In these cases, a "DO NOT DRINK – SAFE FOR HANDWASHING ONLY" sign will be posted and remediation measures have immediately been taken.

Results of our Testing

Following instructions given in technical guidance developed by the New Jersey Department of Environmental Protection, we completed a plumbing profile for each of the buildings within the District. Through this effort, we identified and tested all drinking water and food preparation outlets. Of the thirty-three (33) samples taken, all but four (4) tested below the lead action level established by the US Environmental Protection Agency for lead in drinking water (15 µg/l [ppb]).

The table below identifies the drinking water outlets that tested above the 15 µg/l for lead, the actual lead level, and what temporary remedial action Fair Lawn Public Schools has taken to reduce the levels of lead at these locations.

<u>Sample Location</u>	<u>First Draw Result in µg/l (ppb)</u>	<u>Remedial Action</u>
Hall by Room 110 ID # JMS-1-WF-01A	21.6	Outlet immediately taken out of service.
Hall by Room 210 ID# JMS-2-WF-05A	16.5	Outlet immediately taken out of service.
Hall by Room 221 ID# JMS-2-WF-07A	30.2	Outlet immediately taken out of service.
Hall by Room 221 ID# JMS-2-WF-08A	42.0	Outlet immediately taken out of service.

Fair Lawn Public Schools

Health Effects of Lead

High levels of lead in drinking water can cause health problems. Lead is most dangerous for pregnant women, infants, and children under six years of age. It can cause damage to the brain and kidneys, and can interfere with the production of red blood cells that carry oxygen to all parts of your body. Exposure to high levels of lead during pregnancy contributes to low birth weight and developmental delays in infants. In young children, lead exposure can lower IQ levels, affect hearing, reduce attention span, and hurt school performance. At *very* high levels, lead can even cause brain damage. Adults with kidney problems and high blood pressure can be affected by low levels of lead more than healthy adults.

How Lead Enters our Water

Lead is unusual among drinking water contaminants in that it seldom occurs naturally in water supplies like groundwater, rivers, and lakes. Lead enters drinking water primarily as a result of the corrosion, or wearing away, of materials containing lead in the water distribution system and in building plumbing. These materials include lead-based solder used to join copper pipe, brass, and chrome-plated brass faucets. In 1986, Congress banned the use of lead solder containing greater than 0.2% lead, and restricted the lead content of faucets, pipes and other plumbing materials. However, even the lead in plumbing materials meeting these new requirements is subject to corrosion. When water stands in lead pipes or plumbing systems containing lead for several hours or more, the lead may dissolve into the drinking water. This means the first water drawn from the tap in the morning *may* contain fairly high levels of lead.

Lead in Drinking Water

Lead in drinking water, although rarely the sole cause of lead poisoning can significantly increase a person's total lead exposure, particularly the exposure of children under the age of six. EPA estimates that drinking water can make up 20% or more of a person's total exposure to lead.

For More Information

A copy of the test results is available in our central office for inspection by the public, including students, teachers, other school personnel, and parents, and can be viewed between the hours of 8:30 a.m. and 4:00 p.m. and are also available on our website at https://fairlawschools.org/apps/pages/index.jsp?uREC_ID=404232&type=d. For more information about water quality in our schools, contact **Harolina Menchon** at the **Fair Lawn Board of Education, 201-794-5500, Ext. 7001**.

For more information on reducing lead exposure around your home and the health effects of lead, visit EPA's Web site at **www.epa.gov/lead**, call the National Lead Information Center at 800-424-LEAD, or contact your health care provider.

If you are concerned about lead exposure at this facility or in your home, you may want to ask your health care providers about testing children to determine levels of lead in their blood.

Sincerely,



Nicholas J. Norcia
Superintendent of Schools

CERTIFICATE OF ANALYSIS

Client: Garden State Environmental, Inc.
555 S Broad St. Ste. K
Glen Rock NJ 07452

Report Date: 1/17/2022
Report No.: 650485 - Lead Water
Project: Fair Lawn: Thomas Jefferson MS
Project No.: 8345

Client: GAR373

LEAD WATER SAMPLE ANALYSIS SUMMARY

Lab No.: 7342331 **Location:** Hall By Rm 110 **Result(ppb):** 21.6
Client No.: JMS-1-WF-01A * Sample acidified to pH <2.

Lab No.: 7342332 **Location:** Hall By Rm 110 **Result(ppb):** <1.00
Client No.: JMS-1-WC-01A * Sample acidified to pH <2.

Lab No.: 7342333 **Location:** Hall By Rm 130 **Result(ppb):** 3.00
Client No.: JMS-1-WC-02A * Sample acidified to pH <2.

Lab No.: 7342334 **Location:** Hall By Rm 130 **Result(ppb):** <1.00
Client No.: JMS-1-WC-03A * Sample acidified to pH <2.

Lab No.: 7342335 **Location:** Hall By Rm 130 **Result(ppb):** <1.00
Client No.: JMS-1-WC-04A * Sample acidified to pH <2.

Lab No.: 7342336 **Location:** Hall By Rm 119 **Result(ppb):** 7.00
Client No.: JMS-1-WF-02A * Sample acidified to pH <2.


Lab No.: 7342337 **Location:** Hall By Rm 119 **Result(ppb):** <1.00
Client No.: JMS-1-WC-05A * Sample acidified to pH <2.


Lab No.: 7342338 **Location:** Rm 104 Cafe **Result(ppb):** 4.10
Client No.: JMS-1-WC-06A * Sample acidified to pH <2.

Lab No.: 7342339 **Location:** Ice Machine **Result(ppb):** <1.00
Client No.: JMS-1-IM-01A * Sample acidified to pH <2.

Lab No.: 7342340 **Location:** Kitchen 2 Comp (R) **Result(ppb):** 8.20
Client No.: JMS-1-S-01A * Sample acidified to pH <2.

Please refer to the Appendix of this report for further information regarding your analysis.

Date Received: 1/12/2022
Date Analyzed: 01/17/2022
Signature: 
Analyst: Mark Stewart

Approved By: 
Frank E. Ehrenfeld, III
Laboratory Director

CERTIFICATE OF ANALYSIS

Client: Garden State Environmental, Inc.
555 S Broad St. Ste. K
Glen Rock NJ 07452

Client: GAR373

Report Date: 1/17/2022
Report No.: 650485 - Lead Water
Project: Fair Lawn: Thomas Jefferson MS
Project No.: 8345

LEAD WATER SAMPLE ANALYSIS SUMMARY

Lab No.: 7342341 Client No.: JMS-1-S-02A	Location: Kitchen 2 Comp (L) * Sample acidified to pH <2.	Result(ppb): 7.90
Lab No.: 7342342 Client No.: JMS-1-S-03A	Location: Kitchen 3 Comp (L) * Sample acidified to pH <2.	Result(ppb): 6.50
Lab No.: 7342343 Client No.: JMS-1-S-04A	Location: Kitchen 3 Comp (M) * Sample acidified to pH <2.	Result(ppb): 6.30
Lab No.: 7342344 Client No.: JMS-1-S-05A	Location: Kitchen 3 Comp (R) * Sample acidified to pH <2.	Result(ppb): 4.20
Lab No.: 7342345 Client No.: JMS-1-WC-07A	Location: Rm 102 Cafe * Sample acidified to pH <2.	Result(ppb): <1.00
Lab No.: 7342346 Client No.: JMS-1-WF-03A	Location: Hall By 124 * Sample acidified to pH <2.	Result(ppb): 13.3
Lab No.: 7342347 Client No.: JMS-1-WF-04A	Location: Outside Main Office * Sample acidified to pH <2.	Result(ppb): 7.50
Lab No.: 7342348 Client No.: JMS-1-WC-08A	Location: Outside 302 * Sample acidified to pH <2.	Result(ppb): <1.00
Lab No.: 7342349 Client No.: JMS-1-WC-09A	Location: Outside 302 * Sample acidified to pH <2.	Result(ppb): <1.00
Lab No.: 7342350 Client No.: JMS-1-S-06A	Location: Gym (New Wing) * Sample acidified to pH <2.	Result(ppb): 1.30

Please refer to the Appendix of this report for further information regarding your analysis.

Date Received: 1/12/2022
Date Analyzed: 01/17/2022
Signature:
Analyst: Mark Stewart

Approved By:
Frank E. Ehrenfeld, III
Laboratory Director

CERTIFICATE OF ANALYSIS

Client: Garden State Environmental, Inc.
555 S Broad St. Ste. K
Glen Rock NJ 07452

Client: GAR373

Report Date: 1/17/2022
Report No.: 650485 - Lead Water
Project: Fair Lawn: Thomas Jefferson MS
Project No.: 8345

LEAD WATER SAMPLE ANALYSIS SUMMARY

Lab No.: 7342351 Location: Gym New Wing (L) Result(ppb): <1.00
Client No.: JMS-1-WC-10A * Sample acidified to pH <2.

Lab No.: 7342352 Location: Gym New Wing (R) Result(ppb): <1.00
Client No.: JMS-1-WC-11A * Sample acidified to pH <2.

Lab No.: 7342353 Location: Hall By Rm 210 Result(ppb): 16.5
Client No.: JMS-2-WF-05A * Sample acidified to pH <2.

Lab No.: 7342354 Location: Hall By Rm 210 Result(ppb): <1.00
Client No.: JMS-2-WC-12A * Sample acidified to pH <2.

Lab No.: 7342355 Location: Hall By Rm 230 Result(ppb): <1.00
Client No.: JMS-2-WC-13A * Sample acidified to pH <2.

Lab No.: 7342356 Location: Hall By Rm 230 Result(ppb): <1.00
Client No.: JMS-2-WC-14A * Sample acidified to pH <2.


Lab No.: 7342357 Location: Hall By Rm 230 Result(ppb): <1.00
Client No.: JMS-2-WC-15A * Sample acidified to pH <2.


Lab No.: 7342358 Location: Hall By Rm 236 Result(ppb): 4.00
Client No.: JMS-2-WF-06A * Sample acidified to pH <2.

Lab No.: 7342359 Location: Hall By Rm 221 Result(ppb): 30.2
Client No.: JMS-2-WF-07A * Sample acidified to pH <2.

Lab No.: 7342360 Location: Hall By Rm 221 Result(ppb): 42.0
Client No.: JMS-2-WF-08A * Sample acidified to pH <2.

Please refer to the Appendix of this report for further information regarding your analysis.

Date Received: 1/12/2022
Date Analyzed: 01/17/2022
Signature: 
Analyst: Mark Stewart

Approved By: 
Frank E. Ehrenfeld, III
Laboratory Director

CERTIFICATE OF ANALYSIS

Client: Garden State Environmental, Inc.
555 S Broad St. Ste. K
Glen Rock NJ 07452

Report Date: 1/17/2022
Report No.: 650485 - Lead Water
Project: Fair Lawn: Thomas Jefferson MS
Project No.: 8345

Client: GAR373

LEAD WATER SAMPLE ANALYSIS SUMMARY


Lab No.: 7342361 Location: Hall By Rm 222 Result(ppb): <1.00
Client No.: JMS-2-WC-16A * Sample acidified to pH <2.


Lab No.: 7342362 Location: Hall By Rm 404 (L) Result(ppb): <1.00
Client No.: JMS-2-WC-17A * Sample acidified to pH <2.

Lab No.: 7342363 Location: Hall By Rm 404 (R) Result(ppb): <1.00
Client No.: JMS-2-WC-18A * Sample acidified to pH <2.

Lab No.: 7342364 Location: Field Blank Result(ppb): <1.00
Client No.: JMS-2021-FBA * Sample acidified to pH <2.

Please refer to the Appendix of this report for further information regarding your analysis.

Date Received: 1/12/2022
Date Analyzed: 01/17/2022
Signature: 
Analyst: Mark Stewart

Approved By: 
Frank E. Ehrenfeld, III
Laboratory Director

CERTIFICATE OF ANALYSIS

Client: Garden State Environmental, Inc.
555 S Broad St. Ste. K
Glen Rock NJ 07452

Client: GAR373

Report Date: 1/17/2022
Report No.: 650485 - Lead Water
Project: Fair Lawn: Thomas Jefferson MS
Project No.: 8345

Appendix to Analytical Report:

Customer Contact: Send ALL Lab Reports
Analysis: AAS-GF - ASTM D3559-08D

This appendix seeks to promote greater understanding of any observations, exceptions, special instructions, or circumstances that the laboratory needs to communicate to the client concerning the above samples. The information below is used to help promote your ability to make the most informed decisions for you and your customers. Please note the following points of contact for any questions you may have.

iATL Customer Service: customerservice@iatl.com
iATL Office Manager: wchampion@iatl.com
iATL Account Representative: Kelly Klippel
Sample Login Notes: See Batch Sheet Attached
Sample Matrix: Water
Exceptions Noted: See Following Pages

General Terms, Warrants, Limits, Qualifiers:

General information about iATL capabilities and client/laboratory relationships and responsibilities are spelled out in iATL policies that are listed at www.iATL.com and in our Quality Assurance Manual per ISO 17025 standard requirements. The information therein is a representation of iATL definitions and policies for turnaround times, sample submittal, collection media, blank definitions, quantification issues and limit of detection, analytical methods and procedures, sub-contracting policies, results reporting options, fees, terms, and discounts, confidentiality, sample archival and disposal, and data interpretation.

iATL warrants the test results to be of a precision normal for the type and methodology employed for each sample submitted. iATL disclaims any other warrants, expressed or implied, including warranty of fitness for a particular purpose and warranty of merchantability. iATL accepts no legal responsibility for the purpose for which the client uses test results. Any analytical work performed must be governed by our Standard Terms and Conditions. Prices, methods and detection limits may be changed without notification. Please contact your Customer Service Representative for the most current information.

This confidential report relates only to those item(s) tested and does not represent an endorsement by NIST-NVLAP, AIHA LAP LLC, or any agency of local, state or province governments nor of any agency of the U.S. government.

This report shall not be reproduced except in full, without written approval of the laboratory.

Information Pertinent to this Report:

Analysis by AAS Graphite Furnace:

- ASTM D3559-08D

Certification:

- NYS-DOH No. 11021

- NJDEP No. 03863

Note: These methods are analytically equivalent to iATL's accredited method;

- USEPA 40CFR 141.11B

- USEPA 200.9 Pb, AAS-GF, RL <2 ppb/sample

- USEPA SW 846-7421 - Pb(AAS-GF, RL <2 ppb/sample)

Regulatory limit for lead in drinking water is 15.0 parts per billion as cited in EPA 40 CFR 141.11 National Primary Drinking Water Regulations, Subpart B: Maximum contaminant levels for inorganic chemicals.

All results are based on the samples as received at the lab. iATL assumes that appropriate sampling methods have been used and that the data upon which these results are based have been accurately supplied by the client.

Sample results are not corrected for contamination by field or analytical blanks.

PPB = Parts per billion. 1 µg/L = 1 ppb MDL = 0.24 PPB Reporting Limit (RL) = 1.0 PPB

CERTIFICATE OF ANALYSIS

Client: Garden State Environmental, Inc.
555 S Broad St. Ste. K
Glen Rock NJ 07452

Report Date: 1/17/2022
Report No.: 650485 - Lead Water
Project: Fair Lawn: Thomas Jefferson MS
Project No.: 8345

Client: GAR373

Disclaimers / Qualifiers:

There may be some samples in this project that have a "NOTE:" associated with a sample result. We use added disclaimers or qualifiers to inform the client about something that requires further explanation. Here is a complete list with highlighted disclaimers pertinent to this project. For a full explanation of these and other disclaimers, please inquire at customerservice@iatl.com.

Matrix spiking is performed on each client batch to determine if interferences could impact results. When spike recoveries fall out of acceptable range matrix interference is suspected and samples are diluted until acceptable spike recovery can be achieved. Reporting limits will increase by the same degree as the dilution required.

Note: Sample dilution required due to matrix interference.

Water Sample Turbidity greater than 1.0 NTU does not meet Federal and NJ State Primary & Secondary Drinking Water Standards.

* ASTM D3559 (D) calls for the addition of acid at the time of sampling. Unless so noted on the chain of custody by the client iATL acidifies samples to a pH of <2 at least 24 hours prior to analysis.



9000 Commerce Parkway, Suite B • Mount Laurel, NJ 08054
 Phone: 877-428-4285/856-231-9449 • Fax: 856-231-9818

Chain of Custody

– Environmental Lead –

Contact Information	
Client Company: Garden State Environmental, Inc.	Project Number: 8345
Office Address: 555 South Broad Street	Project Name: Fair lawn: Thomas Jefferson MS
City, State, Zip: Glen Rock, NJ 07452	Primary Contact: Kaitlynn Piker
Fax Number: 201-652-0612	Office Phone: 201-652-1119
Email Address: labreports@gseconsultants.com	Cell Phone: _____

iATL is accredited by the National Lead Laboratory Accreditation Program (NLLAP) to perform analytical testing of environmental samples for lead (Pb). The accreditation is through AIHA-LAP, LLC and several other nationally recognized state programs.

Matrix/Method:

- Paint by AAS: ASTM D3335-85a, 2009
- Wipe/Dust by AAS: SW 846: 3050B: 700B, 2010
- Air by AAS: NIOSH 7082, 1994
- Soil by AAS: EPA SW 846 (Soil)
- Water by AAS-GF: ASTM D3559-03D, US EPA 200.9
- Other Metals (Cd, Zn, Cr) by AAS
- Toxicity Characteristic Leaching Procedure (TCLP) by AAS: US EPA 1311
- Other _____

Special Instructions:

Turnaround Time

Preliminary Results Requested Date: _____ Verbal Email Fax

Specific date / time

10 Day 5 Day 3 Day 2 Day 1 Day* 12 Hour** 6 Hour** RUSH**

* End of next business day unless otherwise specified. ** Matrix Dependent. ***Please notify the lab before shipping***

Chain of Custody		RECEIVED
Relinquished (Name/Organization): Kaitlynn P. (GSE, inc)	Date: 1-11-22	Time: 12:40pm
Received (Name / iATL): _____	Date: _____	Time: _____
Sample Login (Name / iATL): _____	Date: _____	Time: _____
Analysis(Name(s) / iATL): <i>MS</i>	Date: 1/17/22	Time: JAN 12 2022
QA/QC Review (Name / iATL): <i>L</i>	Date: 1/18/22	Time: _____
Archived / Released: _____	Date: _____	Time: _____
QA/QC InterLAB Use: _____	Date: _____	Time: _____
iATL By _____		

Sample Log

-Environmental Lead-

Client: Garden State Environmental, Inc. Project: 8345: Fair lawn, Thomas Jefferson MS

Sampling Date/Time: 12-31-21 11:29am

Client Sample #	iATL #	Location/Description	Flow Rate	Start End	Sampling time (min)	Area (ft2) Volume (L)	Results ()
JMS-1-WF-01A	7342331	Hall by Rm 110		11:29 am	initial		
JMS-1-WC-01A	7342332	Hall by Rm 110		11:33 am	initial		
JMS-1-WC-02A	7342333	Hall by Rm 130		11:41 am	initial		
JMS-1-WC-03A	7342334	Hall by Rm 130		11:44 am	initial		
JMS-1-WC-04A	7342335	Hall by Rm 130		11:47 am	initial		
JMS-1-WF-02A	7342336	Hall by Rm 119		11:55 am	initial		
JMS-1-WC-05A	7342337	Hall by Rm 119		11:57 am	initial		
JMS-1-WC-06A	7342338	Rm 104 cafe		12:09 pm	initial		
JMS-1-IM-01A	7342339	Ice Machine		12:17 pm	initial		
JMS-1-S-01A	7342340	Kitchen 2 comp (R)		12:21 pm	initial		
JMS-1-S-02A	7342341	Kitchen 2 comp (L)		12:23 pm	initial		
JMS-1-S-03A	7342342	Kitchen 3 comp (L)		12:28 pm	initial		
JMS-1-S-04A	7342343	Kitchen 3 comp (M)		12:31 pm	initial		
JMS-1-S-05A	7342344	Kitchen 3 comp (R)		12:33 pm	initial		
JMS-1-WC-07A	7342345	Rm 102 cafe		12:35 pm	initial		

* = Insufficient Sample Provided to Perform QC Reanalysis (<200mg)

** = Insufficient Sample Provided to Analyze (<50mg) *** = Matrix / Substrate Interference Possible

FB = Method Requires the submittal of blank(s). MI = Multi Layered Sample. May result in inconsistent results.

These preliminary results are issued by iATL to expedite procedures by clients based upon the above data. iATL assumes that all of the sampling methods and data upon which these results are based, has been accurately supplied by the client. These results may not have been reviewed by the Laboratory Director. Final Certificate of Analysis will follow these preliminary results. The signed COA is to be considered the official results. All EPA, HUD, and NJDEP conditions apply.

Sample Log

-Environmental Lead-

Client: Garden State Environmental, Inc. Project: 8345: Fair lawn,

Sampling Date/Time: 12-31-21 11:29 am

Client Sample #	iATL #	Location/ Description	Flow Rate	Start End	Sampling time (min)	Area (ft2) Volume (L)	Results ()
JMS-1-WF-03A	7348346	Hall by 124		12:46 pm	initial		
* JMS-1-WF-04A	7348347	outside main office		1:02 pm	initial		
JMS-1-WC-08A	7348348	outside 302		1:09 pm	initial		
JMS-1-WC-09A	7348349	outside 302		1:11 pm	initial		
JMS-1-S-06A	7348350	Gym (New wing)		1:14 pm	initial		
JMS-1-WC-10A	7348351	Gym, New wing (L)		1:18 pm	initial		
JMS-1-WC-11A	7348352	Gym, New wing (R)		1:19 pm	initial		
JMS-2-WF-05A	7348353	Hall by Rm 210		1:33 pm	initial		
JMS-2-WC-12A	7348354	Hall by Rm 210		1:35 pm	initial		
JMS-2-WC-13A	7348355	Hall by Rm 230		1:42 pm	initial		
JMS-2-WC-14A	7348356	Hall by Rm 230		1:45 pm	initial		
JMS-2-WC-15A	7348357	Hall by Rm 230		1:49 pm	initial		
JMS-2-WF-06A	7348358	Hall by Rm 236		1:56 pm	initial		
JMS-2-WF-07A	7348359	Hall by Rm 221		2:06 pm	initial		
JMS-2-WF-08A	7348360	Hall by Rm 221		2:09 pm	initial		

* = Insufficient Sample Provided to Perform QC Reanalysis (<200mg)

** = Insufficient Sample Provided to Analyze (<50mg) *** = Matrix / Substrate Interference Possible

FB = Method Requires the submittal of blank(s). ML = Multi Layered Sample. May result in inconsistent results.

These preliminary results are issued by iATL to expedite procedures by clients based upon the above data. iATL assumes that all of the sampling methods and data upon which these results are based, has been accurately supplied by the client. These results may not have been reviewed by the Laboratory Director. Final Certificate of Analysis will follow these preliminary results. The signed COA is to be considered the official results. All EPA, HUD, and NJDEP conditions apply.

*labeled WF-04A; cannot differentiate from other labeled the same

iATL

Sample Log

-Environmental Lead-

Client: Garden State Environmental, Inc. Project: 8345: Fair lawn,

Sampling Date/Time: 12-31-21 11:29 am

Client Sample #	iATL #	Location/Description	Flow Rate	Start End	Sampling time (min)	Area (ft2) Volume (L)	Results ()
JMS-2-WC-16A	73488861	Hall by Rm 222		2:19 pm	initial		
JMS-2-WC-17A	73488862	Hall by Rm 404 (L)		2:23 pm	initial		
JMS-2-WC-18A	73488863	Hall by Rm 404 (R)		2:26 pm	initial		
JMS-2021-FBA	73488864	field Blank		/	initial		

* = Insufficient Sample Provided to Perform QC Reanalysis (<200mg)
 ** = Insufficient Sample Provided to Analyze (<50mg) *** - Matrix / Substrate Interference Possible
 FB = Method Requires the submittal of blank(s). ML = Multi Layered Sample. May result in inconsistent results.
 These preliminary results are issued by iATL to expedite procedures by clients based upon the above data. iATL assumes that all of the sampling methods and data upon which these results are based, has been accurately supplied by the client. These results may not have been reviewed by the Laboratory Director. Final Certificate of Analysis will follow these preliminary results. The signed COA is to be considered the official results. All EPA, HUD, and NJDEP conditions apply.