The Book Fair is Coming November 16-23!

This year the book fair will look a little different since it has been necessary to eliminate extra visitors in the building.

However…

The book fair is available online November 11-24.

Parents will have the opportunity to order books from students' wish lists from the book fair. The wish lists will be sent home, and parents may place orders on the list and send the order and payment to school. The books will be sent home with the students or you may make arrangements to pick them up.

This is the library's only fundraiser! Your support is appreciated!

Postal Patron

Livingston County R-III School District
Chula Accelerated School
PO Box 40
Chula, MO 64635

Non-Profit Org.
U.S. Postage Paid
Permit No. 03
Chula, MO

From the Principal's Desk...

Mrs. Megan Hardie

Character Trait

This year we are focusing on the 6 pillars of character.

November is Respect:

- Treat others with respect; follow the Golden Rule
- Be tolerant and accepting of differences
- Use good manners, not bad language
- Be considerate of the feelings of others
- Don't threaten, hit or hurt anyone
- Deal peacefully with anger, insults, and disagreements



Thank you, Donie Gates, for the PUMPKINS!!

Looking to the Future

Dec 8—School Board Meeting (7:30)
Dec 10—Christmas Program (during school hours, to be shared on district website and social media)
Dec 16—Early Out @ 12:20 pm
Dec 17-Jan 3—NO SCHOOL (Winter Break)
Jan 4—Classes Resume

November 2020



Sun	Mon	Tue	Wed	Thu	Fri	Sat
1 	2	3 Picture Retakes	4	5 Record Veterans' Day Program in Music— Wear red, white, blue	6 2nd Qtr. Midterm	7
8	9	10 7:30-Board Meeting	11	12	13 Flu Shot Clinic	14
15	16	17	18	19	20 12:20-Early Out Teacher In-Service	21
22	23 5:30-Book Fair Family Night/OPT Meeting	24	25 NO SCHOOL	26 NO SCHOOL	27 NO SCHOOL	28
29	30					

Scholastic Book Fair—November 16-23; Purchasing Details TBA

Menus

School: Livingston County R-3
Academic Year: 2020-21
Meal: All
Month: November 2020

November				
M	**Tu**	**W**	**Th**	**F**
2 **Breakfast:** Whole grain waffle, syrup, fruit, juice, milk **Lunch:** Whole grain chicken patty, mashed potatoes & gravy, broccoli, whole wheat bread & butter, fruit, milk	3 **Breakfast:** Breakfast pizza, fruit, juice, milk **Lunch:** Hamburger patty on whole wheat bun, french fries, whole kernel corn, fruit, milk	4 **Breakfast:** Whole grain cereal, whole wheat toast, fruit, juice, milk **Lunch:** Spaghetti w/meat sauce, tossed Romaine salad w/low-fat Ranch, green beans, whole wheat bread & butter, fruit, milk	5 **Breakfast:** Whole grain biscuit, sausage gravy, fruit, juice, milk **Lunch:** Corn dog, mashed potatoes, carrots, fruit, milk	6 **Breakfast:** Cheese omelet, whole wheat toast, fruit, juice, milk **Lunch:** Chili, cinnamon roll, celery sticks, whole grain crackers, fruit, milk
9 **Breakfast:** Whole grain pancakes, syrup, fruit, juice, milk **Lunch:** Whole grain chicken nuggets, mashed potatoes, broccoli, whole wheat bread & butter, fruit, milk	10 **Breakfast:** Whole grain biscuit, sausage patty, fruit, juice, milk **Lunch:** Tomato soup, grilled cheese, celery sticks, whole grain crackers, fruit, milk	11 **Breakfast:** Whole grain cereal, whole wheat toast, fruit, juice, milk **Lunch:** Pepperoni pizza, tossed Romaine salad w/low-fat Ranch, green beans, fruit, milk	12 **Breakfast:** Breakfast burrito, fruit, juice, milk **Lunch:** Hot turkey w/mashed potatoes & gravy, carrots, fruit, milk	13 **Breakfast:** Strawberry Pop-Tart, Go-Gurt, fruit, juice, milk **Lunch:** Taco burger, refried beans, whole kernel corn, fruit, milk
16 **Breakfast:** Whole grain French toast, syrup, fruit, juice, milk **Lunch:** Whole grain chicken patty, mashed potatoes & gravy, broccoli, whole wheat bread & butter, fruit, milk	17 **Breakfast:** Whole grain biscuit, breakfast chicken patty, fruit, juice, milk **Lunch:** Whole grain fish wedge, augratin potatoes, carrots, whole wheat bread & butter, fruit, milk	18 **Breakfast:** Whole grain cereal, whole wheat toast, fruit, juice, milk **Lunch:** Lasagna roll-up, tossed Romaine salad w/low-fat Ranch, green beans, whole wheat bread & butter, fruit, milk	19 **Breakfast:** Bacon egg scramble, whole wheat toast, fruit, juice, milk **Lunch:** Hot ham & cheese on whole wheat bun, french fries, peas, fruit, milk	20 **Breakfast:** Whole grain waffle, syrup, fruit, juice, milk **Lunch:** Chili Frito pie w/corn chips, whole kernel corn, fruit, milk
23 **Breakfast:** Whole grain pancakes, syrup, fruit, juice, milk **Lunch:** Chicken noodle soup, PBJ Jamwich, celery sticks, whole grain crackers, fruit, milk	24 **Breakfast:** Whole grain cereal, whole wheat toast, fruit, juice, milk **Lunch:** Turkey slice, mashed potatoes & gravy, carrots, whole wheat hot roll, fruit, milk	25	26	27
30 **Breakfast:** Whole grain breakfast bites, syrup, fruit, juice, milk **Lunch:** Whole grain chicken nuggets, mashed potatoes, broccoli, whole wheat bread & butter, fruit, milk	1	2	3	4

This institution is an equal opportunity provider.

Chula Accelerated School

November 2020



3-Year Old Preschool News

Greetings from 3-year-old preschool!

WOW! Another month has gone to sleep and we question where the time has gone. We have learned so much about ourselves and each other since our first days together. All of us can recognize our own name and each other's name in print, open our milk carton, remembering to pinch-pinch-pull when opening packages, and clean up our own spaces after breakfast, lunch, and snack. We have been learning the months of the year, days of the week, and have talked about some of the alphabet letters. We are becoming very self-sufficient, and if we need help we have found that a friend is always nearby to lend a hand. This month we also practiced a fire drill and an earthquake drill, and we had a virtual visit from Pedro the Penguin to help us learn more about fire safety. We will conclude the month by celebrating Red Ribbon Week and our costume parade during lunch. I enjoy reflecting on all of the fun times and learning that took place during the month and how proud I am of these kiddos. The progress they have made is astounding. Our classroom community is a very fun place to be.

Mrs. Mindy

4-Year Old Preschool News

Greetings from 4-Year-old Preschool.

The month of October has been super busy full of fun activities and more! Since it was still nice out for so long we took advantage of that opportunity to explore nature in many different ways. We did yoga on our mats in the grass, raked, and built leaf piles to jump in. We even made leaf angels!

On one of the beautiful days we had, we took off around Chula to go search for things that may start with the letter S! Not only did we exercise our legs but we exercised our minds to find objects that may start with S, we found a blown up spider, many signs, and, of course, a sidewalk, and much, much more! One thing we also discovered that day was a pig on the loose! They thought it was the funniest thing ever.

October is also a fun month to find times to dress up. On our Fun Fridays this month, we dressed up in flannels, cowboys, and girls, superheroes, wore crazy hats, and of course our Halloween costume! Just recently we have been working on shapes and creating Halloween figures with them. Hope you have enjoyed reading about all of our Pre-K Fun in October.

Miss Ammie

Kindergarten News

It's been a busy month in kindergarten! We are still trying to get into the groove of how kindergarten works and are learning how to get along with others. This has been a difficult task so far, but we will keep working on it!

We have had a fire drill, earthquake drill, and a video chat lesson with the American Red Cross about fire safety. We are looking forward to all the Halloween festivities coming up this week!

Mrs. Cypert

Save those receipts!

Hy-Vee will donate a portion of our receipts to the school! Qualifying receipts must:

- Be a minimum of $25
- Not have gasoline, pharmacy, or alcoholic items
- Be from the Chillicothe store
- Be dated during the current school year



Happy Thanksgiving

First & Second Grade News

Happy November everyone! Did you enjoy the October snowfall? We were so excited to see snow and be able to put snow on our weather graph. We were also disappointed there wasn't more!

October was full of learning. In science we learned about the weather, although it was a little difficult to do our weather observations when the weather was so nice every day. We learned the parts of the weather cycle and made one in our classroom. In social studies we've learned about the symbols of the United States and a little bit about our government. All of our math whizzes have been working on math facts. They are getting so quick! Of course, we practice our reading every day. At the end of each day, I read part of a chapter book and right now we're reading *How to Train Your Dragon.*

We had several special activities this month. The kids picked a pumpkin from a pumpkin patch on our playground. Thanks to the Gates' for donating them. They decorated them in art class, and Anna Barron and Elizabeth Key won the decorating contest. We had a virtual presentation about Pedro the Penguin and Fire Safety. If you remember Sparky the Fire Dog, he's retired and Pedro has taken over. The highlight of our month was Halloween, of course! We wore our costumes to school and celebrated in our classroom with math trick or treating and a party with caramel apples.

We wish you a Happy Thanksgiving. Here are the things we are thankful for:

Marissa - my family and my cats
Morgan- getting to celebrate birthday
Hanna - my dog
Jaxson - giving presents
Aniyah - Nene's horses
Anna - the world
Karter - having animals
Elizabeth - being alive
Lukas - our friends
Keanan - the food
Ava - my baby kitten and presents

Miss Stone

3rd & 4th Grade News

It's hard to believe November is already here! October was a full and busy month. We had our very own "pumpkin patch" here at school where the kids got to choose their own pumpkin! Then they got to paint their pumpkins in art for a fun pumpkin painting contest. Their pumpkins were so creative! We also had a fire drill and an earthquake drill in October. The kids have been working hard in music, too, preparing for the Veteran's Day program. We even had our very first snow already! It should be interesting to see what November brings us!

Mrs. Leadbetter

5th & 6th Grade News

The end of October has brought us a lot of excitement even with all the changes of this year! First of all, the kids are still having a great time being able to play basketball and cheer, although the first season has come to an end. Next, we have a fun and busy week this week with all the Red Ribbon activities! Their favorite has always been to be able to wear their PJs to school to show that we "Don't let drugs ruin our dreams!" This year I'm anxious to see if our Thursday activity wins in popularity instead. They will be wearing their Halloween costume to school to celebrate "Say BOO! to drugs and bullying!" We have also enjoyed our science experiments that included growing mold, and we will soon be dissecting owl pellets! The fun continues on into November!

Mrs. Pauley

Seventh & Eighth Grade News

Learning is in full swing in the 7th & 8th grade classroom! We are enjoying our more spacious room that has allowed us to spread out this year! Among other writing skills, students have been honing their skills in writing dialogue with proper punctuation and writing a good hook to start a narrative story.

Students have just completed the Patriot's Pen Essay sponsored by the local VFW chapter. The theme this year is, "What is Patriotism to Me?" This is a deep question and took students a lot of thought and self-examination to express their views on patriotism. We just may have a few winners among us! The national grand prize is $5000.

In American history, we have been discussing the upcoming election and "How to Win the White House," along with finishing our US Constitution studies. We have our 8th-grade recognition scheduled for basketball players and cheerleaders. The year is moving right along, and we are thankful to be AT school. Students are looking forward to celebrating Halloween this weekend and at our class party.

Mrs. Peterson

Early Years

WORKING TOGETHER FOR A GREAT START

November 2020

Livingston County R-III School

Megan Hardie, Principal

KID BITS

Conference time

A parent-teacher conference, whether virtual or in person, lets you share information about your youngster and learn how you can help her. Mention what she likes best about school and what's challenging for her. And ask what you can do that will build on what she's learning.

Dancing flashlight

Here's a fun way for your youngster to explore the beat in music. Together, take a flashlight into a dark room. Play a fast song—can he make the flashlight "dance" to the music? Now play a slower tune while he moves the beam. *Idea:* Have him make colorful beams of light by taping squares of colored tissue paper over the end of the flashlight.

Prevent choking

Little ones don't always chew their food completely, which can lead to choking. Minimize the risk by making sure your child always sits down while she eats. Slice grapes, carrots, and hot dogs in half lengthwise. Also, wait until she's older for hard candies and chewing gum.

Worth quoting

"If you look the right way, you can see that the whole world is a garden." *Frances Hodgson Burnett*

Just for fun

Q: What followed the piglet?

A: Its tail.



I'm an alphabet detective!



Let your child play detective and investigate the alphabet with these fun "cases." He'll practice recognizing letters and their sounds—skills that will help him learn to read.

Note: Have your youngster write each letter, A–Z, on a separate slip of paper to use for these activities.

Mysterious sounds

Put all the letters in a pillowcase. Secretly pull one out, and say a word that starts with the letter, emphasizing its sound. ("*R-r-rainbow.*") Encourage your child to repeat the word and tell you the first letter. ("*R-r-rainbow*, R!") Now let him pull out a letter and make its sound for you to "investigate."

Hidden clues

Help your youngster make a "magnifying glass": Cut the center from a small paper plate, tape plastic wrap over the hole, and attach a craft-stick handle. Then, have him gather items with tiny print (toothpaste tube, gift card, coin). Can he use his magnifying glass to spot every letter of the alphabet? To keep track, as he finds each one he can turn the slip of paper with the matching letter upside down.

Vanishing letters

Ask your child to arrange the letters in ABC order. Next, he should close his eyes while you take away a letter. His mission is to tell you which letter has "disappeared." If he needs help, he could sing the alphabet song as he touches each letter. Play again, and let him make a letter "vanish."♥

What we're thankful for



Noticing small things to be grateful for each day helps everyone in your family have a brighter outlook. Here's how to start a daily thankfulness routine.

1. Set aside time every day to share what you're grateful for. Perhaps you'll chat at bedtime or during dinner.

2. Have each family member name three things she's thankful for that day—big *and* little. Your child might say she's grateful for you and for takeout pizza, for instance.

3. Let your youngster make a gratitude notebook. Help her write down what everyone is thankful for each day and illustrate it. *Tip:* Read over past entries together as a reminder of all the positives in your lives.♥

© 2020 Resources for Educators, a division of CCH Incorporated

Tame screen time

Electronic devices often keep little ones happily occupied, which can make limiting screen time a challenge for busy parents. We asked parents to share their top tips for cutting back, and here's what they told us.



Keep track. "I discovered this idea last year after taking my daughter to an arcade. When we got home, she got four checkers to use as 'game tokens.' She hands me a token in exchange for 15 minutes of screen time. When she's out of tokens, her screen time is up for the day."

Play games. "The car is the number one place where my child begs to play on my phone. So we started playing screen-free games instead. Our favorite is where we act like storybook characters and have to guess each other's identities. We might pretend to breathe fire like a dragon or talk in a squeaky voice like a mouse."

Redirect. "I found this strategy by accident. My daughter asked to use my tablet because she was bored. I cheerfully replied, 'But it's not tablet time, it's coloring time.' It worked! Now if she asks for too much screen time, I suggest it's time for a different activity. She usually shifts gears without complaint."♥

PARENT TO PARENT

Following directions: A simple strategy

My son Lucas sometimes struggles to follow directions when he does schoolwork or chores. I asked his teacher for advice, and she said that before she gives instructions, she signals students to listen by touching her ear.



So when Lucas left his Legos on the floor, I held my finger to my ear and said, "Please put your Legos in the bin." Lucas laughed and replied, "Mrs. Sanchez does the same thing!" And he promptly did exactly as I asked. Then recently, he had an assignment to draw healthy Thanksgiving foods. I read the instructions aloud, tapping my ear for *healthy* and *Thanksgiving*. He listened, then drew foods like turkey and carrots—and no pumpkin pie.

I like having a silent reminder to use, and Lucas is getting better at following instructions.♥

Q & A

Praise that builds self-confidence

Q: *I usually just say "good job" when my daughter does something well. Is there a better way to praise her?*



A: Everyone wants to hear that they're doing well, and your child is no different. While there's nothing wrong with saying "good job," a more specific compliment tells your daughter exactly what she did well.

If she shows you her completed jigsaw puzzle, you might say, "That puzzle has a lot of pieces—you really stuck with it." Or when she shares a toy with a sibling, you could tell her, "I noticed you were generous by letting your brother play with your favorite train."

She'll feel good about herself—and be likely to find more ways to solve problems on her own or get along with others.♥

ACTIVITY CORNER

Think outside—and inside—the box

Big cardboard boxes can inspire your child to think creatively. Let him try these ideas:

- A box can become a cozy "classroom" for your youngster's stuffed animals. He could "teach" them by reading aloud or showing them how to count.
- Encourage your child to climb inside a box and draw on the "walls" with crayons. Maybe he'll design stars and planets so it looks like an outer space scene.



Or perhaps he'll create an undersea environment with colorful fish.

- Suggest that your youngster decorate the outside of a box. He might draw gumdrops and lollipops to turn it into a gingerbread house or add zigzags to make a race car, for instance.

Tip: No large box? Have your child help you make one. Open several smaller boxes at the seams, and tape them together.♥

OUR PURPOSE

To provide busy parents with practical ways to promote school readiness, parent involvement, and more effective parenting.

Resources for Educators,
a division of CCH Incorporated
128 N. Royal Avenue • Front Royal, VA 22630
800-394-5052 • rfecustomer@wolterskluwer.com
www.rfeonline.com
ISSN 1540-5567

© 2020 Resources for Educators, a division of CCH Incorporated

Home & School CONNECTION®

Working Together for School Success

November 2020

Livingston County R-III School

Megan Hardie, Principal

SHORT NOTES

Memory builder

Strengthen your youngster's memory with this playful idea. Have her look away while you build a small block tower. Then, let her study it for 30 seconds and turn her back. Can she duplicate it from memory, using the same shapes, colors, and positions for her tower? Now let her build a structure for you to copy—and test *your* memory!

Prepared for conferences

You can make the most of parent-teacher conferences—whether yours is virtual or in person—by listing questions ahead of time that you'd like to ask. Here are three to include: "What does my child seem most interested in?" "What is hardest for him?" "How can I support him at home?"

A vote for good citizenship

Good citizens take an active role in selecting their leaders. Show your youngster how it's done. Talk about the candidates you prefer and what they stand for. Then, take her to the polls when you vote this month, or let her watch you fill out a mail-in ballot and put it in the mailbox.

Worth quoting

"The difference between winning and losing is most often not quitting."
Walt Disney

JUST FOR FUN

Q: If people count sheep to fall asleep, what do sheep count?

A: Nothing. Sheep can't count!

Learn to manage emotions

Is your youngster's behavior sometimes a mystery to you? Acting out can be a child's way of showing you he's angry or upset. Use this advice to help him express his feelings in more positive ways.

Make a chart

Together, brainstorm a list of emotions, such as happy, frustrated, excited, and bored. For each one, your child can draw and name a character (Happy Henry, Frustrated Fred). If he misbehaves (say, he yells at his sister for touching his toys), he could use the characters to talk about his feelings. ("Uh-oh, I'm acting like Angry Andy!")

Ask "why?"

Simply asking "Why do you think you feel that way?" and listening carefully to your child's answer helps in two ways. First, it allows him to recognize and describe how he's feeling. ("I'm frustrated because my project isn't turning out the way I wanted.") Second, he will feel heard and cared about. As a result, he may be less apt to take out his frustration on others.

Find coping techniques

Equip your youngster with strategies for handling negative emotions. You might mention things you do when you feel the same way he does. ("If I'm worried about something, it helps me to put it in writing. That might help you, too.") With time and patience, he'll develop his own strategies for managing his feelings.♥

Reviewing report cards



Look at your youngster's first report card of the school year as an opportunity to help her succeed going forward. Consider these tips:

- Start by reading the key that explains what the marks or grades mean. Do they indicate how well your child performed or how much progress she made—or both?
- Ask your youngster to tell you about her report card. She's a good judge of what's behind the grades. Also, put any low marks in perspective. Your child has probably adjusted to a lot of changes in this unusual year. Let her know you understand and that she has time to finish the year strong.♥

© 2020 Resources for Educators, a division of CCH Incorporated

Doorways to creative writing

Coming up with a good story idea is the first step toward writing a good story. Unleash your youngster's imagination and boost her writing skills with these two ideas for getting started.

1. Book titles. Suggest that your child use the title of a favorite book as inspiration for her own story. If she chooses *Cloudy With a Chance of Meatballs* (Judi Barrett), she might describe a rainy afternoon spent making spaghetti and meatballs with her grandma. Or for *Where the Wild Things Are* (Maurice Sendak), she could write about a hike in the forest—what wild animals will her character see?

2. Flashbacks. Instead of writing the beginning of her story first, your youngster can start at the end! She might open with, "And that's how we discovered that our cat was a secret agent." Then she could write the rest of the tale as a flashback, with the cat disappearing unexpectedly and the family finding spy disguises like wigs and fake mustaches around the house.♥

ACTIVITY CORNER

Paper-cup phone

This old-fashioned "phone" is a fun way for your child to explore sound waves.

Materials: *pencil, two paper cups, scissors, string, two paper clips*

Have your youngster use the pencil to poke a hole in the bottom of each cup and cut a piece of string about 50 feet long. Now he should put opposite ends of the string through the bottoms of the cups and tie each end to a paper clip inside the cup.



Time for a phone call! Each person holds a cup. Walk apart until the string is taut, and carry on a conversation, taking turns speaking into your cups. To listen, hold your cup to your ear.

Now talk at the same volume *without* the phone. Your child will notice your voice isn't as loud. That's because sound waves vibrate, and the vibrations travel better through a solid (the string) than through air.♥

PARENT TO PARENT

Tag ... you're out!

Our sons love our local playground, but because of the pandemic, we don't go when it's crowded. So we look for creative ways to stay active outside. Recently, the boys started making up new versions of tag.

Brody invented Pizza Tag. When "It" tags you, you have to call out a pizza topping before "It" counts to 3. If you can't think of one, or you pick a topping another player already said, you're out. Then Ben came up with Sticker Tag. "It" tags you by putting a sticker on your back. If a player gets three stickers, he's out.

In all of our games, the last person out becomes "It" and decides which version of tag we'll play next—or invents a brand-new one. And all that running around means the boys get plenty of exercise!♥

Q & A

Develop stronger social skills

Q: *My daughter seems to have trouble making and keeping friends. How can I help her learn better social skills?*

A: Strong social skills will help your child become a good friend. Plus, knowing how to interact with others can also improve her academic achievement and her attitude toward school.

Discuss ways to show she cares about a friend's opinions or interests. Your daughter might ask questions ("What kind of dance class do you take?") and follow up to show she's listening ("What songs do you dance to?"). Friends also celebrate each others' accomplishments and strengths. Your child could tell a classmate that he used awesome graphics in his presentation, for instance.

Finally, encourage your daughter to stay in touch with friends and set up get-togethers to maintain strong relationships. For example, they might have dance parties or sing-alongs via video chat.♥

OUR PURPOSE

To provide busy parents with practical ideas that promote school success, parent involvement, and more effective parenting.

Resources for Educators,
a division of CCH Incorporated
128 N. Royal Avenue • Front Royal, VA 22630
800-394-5052 • rfecustomer@wolterskluwer.com
www.rfeonline.com

ISSN 1540-5621

© 2020 Resources for Educators, a division of CCH Incorporated