

The Leading Edge



Federal Grants- Section 611 and 619

**34th Annual Committee on Special Education
Chairpersons' Conference, Lake Placid**

State Aid & Financial Planning Service

March 2018

QUESTAR III

www.questar.org

Overview

2

- Overview of Section 611/619 grants
- Annual application for funding
 - FS-10
- Grant allocations for Section 611/619
 - Allocations
 - What is included?
 - Data used in allocation reasonable?
- What is your district funding with grant?
- Vendor funding (SEDCARs)
- Parentally Placed

- Maintenance of Effort

Section 611 and Section 619 Grants

3

- Section 611
 - ▣ For special needs children age 3-21
 - ▣ \$687,968,952 (2017-18)
- Section 619
 - ▣ For special needs children age 3-5
 - ▣ \$24,078,267 (2017-18)
- To supplement vs. supplant other funding

To determine which grants each district has, go to:
<http://www.oms.nysed.gov/cafe/reports/>

Reports

Grants Finance offers several reports to help local agencies manage their grants and reconcile their records with the Department's. To view reports for a specific agency, type in the agency's 12-digit BEDS (or agency) code and click on the Go button:

If the 12-digit code is not available, click on the appropriate county in the chart below and then click on the agency's name. County codes are in parentheses.

[Albany \(01\)](#)

[Allegany \(02\)](#)

[Broome \(03\)](#)

[Cattaraugus \(04\)](#)

[Cayuga \(05\)](#)

[Chautauqua \(06\)](#)

[Chemung \(07\)](#)

[Chenango \(08\)](#)

[Clinton \(09\)](#)

[Columbia \(10\)](#)

[Cortland \(11\)](#)

[Delaware \(12\)](#)

[Dutchess \(13\)](#)

[Erie \(14\)](#)

[Essex \(15\)](#)

[Franklin \(16\)](#)

[Fulton \(17\)](#)

[Genesee \(18\)](#)

[Greene \(19\)](#)

[Hamilton \(20\)](#)

[Herkimer \(21\)](#)

[Jefferson \(22\)](#)

[Lewis \(23\)](#)

[Livingston \(24\)](#)

[Madison \(25\)](#)

[Monroe \(26\)](#)

[Montgomery \(27\)](#)

[Nassau \(28\)](#)

By County There is Listing of All Agencies – Select Specific District

5



New York State
EDUCATION DEPARTMENT

Knowledge › Skill › Opportunity

View by Agency Code

- 010605880063 - Achievements
- 800000059936 - Advanced Therapy, Pllc
- 010100010000 - Albany City SD
- 010100384725 - Albany College Of Pharmacy & Health
- 010100860899 - Albany Community Charter School
- 010100374770 - Albany Law School
- 010100860960 - Albany Leadership Charter Hs-Girls
- 010100384815 - Albany Medical College
- 010100700039 - Albany Public Library
- 010802700009 - Altamont Free Library

Example of Reports Available

6

ALBANY, NY

SUPERINTENDENT: KAWEEDA G. ADAMS

Click on the Output Report that you would like to view or print from the list below.
Use your browser's back button to return to this page.

- [2016-17 - Federal/State Grant Payments - End of Year Report](#)
 - [2015-16 - Federal/State Grant Payments - End of Year Report](#)
 - [2014-15 - Federal/State Grant Payments - End of Year Report](#)
-

- [Federal and State Grant Status Report](#)
-

- [ARRA Grant Status Report](#)
-

- [2017-18 - Agency Summary Report](#)
 - [2016-17 - Agency Summary Report](#)
 - [2015-16 - Agency Summary Report](#)
 - [2014-15 - Agency Summary Report](#)
 - [2013-14 - Agency Summary Report](#)
-

- [2017-18 - State Allocation Report](#)
 - [2016-17 - State Allocation Report](#)
-

- [2017-18 - ESSA Allocation Report](#)
-

- [2016-17 - NCLB Allocation Report](#)
 - [2015-16 - NCLB Allocation Report](#)
 - [2014-15 - NCLB Allocation Report](#)
 - [2013-14 - NCLB Allocation Report](#)
-

- [2017-18 - IDEA Allocation Report](#)
- [2016-17 - IDEA Allocation Report](#)
- [2015-16 - IDEA Allocation Report](#)
- [2014-15 - IDEA Allocation Report](#)
- [2013-14 - IDEA Allocation Report](#)



Section 611 Allocation

7

```
CF365                                GRANTS FINANCE
DATE RUN: 12/26/17                   PROGRAM SUMMARY OF ALLOCATIONS, BUDGETS

SED CODE:      010100010000          PROJECT YEAR:  2017-2018
AGENCY NAME:   ALBANY CITY SD

FUND NAME      CARRYOVER      TRANSFER/      TOTAL
FUND CODE      FROM 2016-17 *    ALLOCATION      REALLOCATION    AVAILABLE
-----
IDEA-PART B, SECTION 611
0032           602,372 F    3,302,373      0             3,904,745
```

Grant Application Guidance

<http://www.p12.nysed.gov/specialed/finance/home.html>

8



Special Education

 Search Special Education

News Data Funding Opportunities Publications Regulations Applications Budget and Finance Contact

About Us

Accessible Instructional Materials

Approved Schools

Assistance for Parents

Blueprint for Improved Results

Commissioner's Advisory Panel

Common Core and Students with Disabilities

Disability Specific Assistance

Employment Opportunities in Shortage Areas

Forms and Notices

NYSED / P-12: EMSC / Special Education / Special Education Budget and Finance

Special Education Budget and Finance

Welcome to the Budget and Finance Unit.

The Special Education Budget and Finance Unit is responsible for the programmatic review and approval of the federal IDEA section 611 and 619.

Here you will find the information needed to complete budget applications and amendments for the federal IDEA section 611 and 619.

- [Federal IDEA 2017-18 - Grant Application](#)
- [Federal IDEA 2017-18 - Grant Application Instructions](#)
- [Federal IDEA Grant Application Guidance](#)
- [Carryover Amounts](#)
- [Charter School](#)
- [Federal Allocations](#)
- [Field Memorandums](#)
- [Budget Forms](#)

A lot of good information is available here

Section 611/619 Grants

9

- Grants run on a 7/1-6/30 year
- Application due each year
 - ▣ Generally by 7/1

- FS-10 budget forms
 - ▣ What is planned use of funds?
 - ▣ Certified by Superintendent
 - Blue ink

- Final Expenditure Report (FS-10F) due 90 days after grant end date

Materials Required for Application Submission

A signed original Application and three original signed FS-10 Budgets are due by July 10, 2017. Please note: the District may not obligate funds for a proposed federal grant until the Application and Budget (FS-10) have been received by the New York State Education Department (NYSED) in a substantially approvable form.

← Need
30 days
notice

Grant Application Checklist:

Applicants must submit the following to be substantially approvable. Please use this as a check list to ensure that all requested materials have been submitted:

- The **Application Cover Page** with **original signature** of the **Chief School/Administrative Officer** (in **Blue Ink**).
- Section I. - Maintenance of Effort (MOE).**
- Section II. - LEA Certification for the Payment of Funding to Approved Special Education Providers (ASEPs)** – Please select **ONE** option.
- Section III. - Coordinated Early Intervening Services (CEIS) Calculation Worksheet.**

This is necessary if the LEA is required to (Mandatory CEIS Redirect) or has opted to use up to 15 percent of funds for CEIS (Optional CEIS). This must reflect funds being spent toward services that are provided to assist students in kindergarten through grade 12 (with a particular emphasis on students in kindergarten through grade three) who are **not** currently identified as needing special education or related services, but who need additional academic and/or behavioral assistance to enable them to be successful in a general education environment. Please note that the items and costs represented on these worksheets must be reconcilable to their corresponding grants. Additional technical assistance regarding CEIS can be found in the [IDEA Grant Application Guidance](#)

- Section VI. - Budget - FS-10 611 and FS-10 619 Budget** with an **original signature** (in Blue Ink). LEA's must submit the updated [FS-10 form](#) that includes the revised Chief Administrator Certification Language. The updated forms are located on the NYSED Grant Finance website.

The FS-10 budget forms must include the following:

- The project number in the space provided on the cover page. Your project number can be found in Column A of the Allocation Table.
- The Chief School/Administrative Officer's signature in **Blue Ink** on the Budget Summary Page.
- The Chief School/Administrative Officer name and title below the original signature.

Available at:
<http://www.oms.nysed.gov/cafe/>

11

Generally due
7/1

FS-10 & FS-
10F

Mandatory

FS-10A & FS-
25

Optional

*Make sure to
use Newest
Versions!*



Board of Regents | University of the State of New York

Search Grants Finance

NEW YORK STATE EDUCATION DEPARTMENT

Index A-Z | Calendar

About NYSED

Program Offices

News Room

Business Portal

Grants & Finance

Policy & Guidance

Grants Finance

Reports

Forms

Guidance and Information

Contact Grants Finance

Report Waste, Fraud and Abuse

NYSED / Grants Finance / Forms

Forms

Budgets

FS-10 in [Excel](#) (124 KB) - *recommended; please enable macros*

FS-10 in [Word](#) (90 KB) | FS-10 in [.pdf](#)

Budget Amendments

Certain types of changes to a project or a budget require the grantee to request prior approval from the Department. Use the FS-10-A form to submit requests to the office responsible for the grant.

FS-10-A in [Excel](#) (41 KB) - *recommended; please enable macros*

FS-10-A in [Word](#) (47 KB) | FS-10-A in [.pdf](#) (183 KB)

Requests for Funds

Use an FS-25 to request funds from an approved grant. The amount of funds requested at any one time may only include actual expenditures to date plus, where allowed, anticipated expenditures for the next month.

FS-25 in [Excel](#) (49 KB) - *recommended; please enable macros*

FS-25 in [Word](#) (43 KB) | FS-25 in [.pdf](#) (147 KB)

Final Expenditure Reports

FS-10-F Long Form in [Excel](#) (128 KB) - *recommended; please enable macros*

FS-10-F Long Form in [Word](#) (120 KB) | FS-10-F Long Form in [.pdf](#) (79 KB)

FS-10 Form:

Submitted with grant applications

Also include Budget Narrative (brief description of spending)

Local Agency Information		
Funding Source:	_____	
Report Prepared By:	_____	
Agency Name:	_____	
Mailing Address:	_____	
	Street	
	City	State Zip Code
Telephone #:	_____	County: _____
E-Mail Address:	_____	
Project Operation Dates:	____/____/____	____/____/____
	Start	End



INSTRUCTIONS



- 1
- 2
- 3
- 4

- ❖ Submit the original budget and the required number of copies along with the completed application directly to the appropriate State Education Department office as indicated in the application instructions for the grant program for which you are applying. DO NOT submit this form to the Grants Finance.
- ❖ Enter whole dollar amounts only.
- ❖ Prior approval by means of an approved budget (FS-10) or budget amendment (FS-10-A) is required for:
 - Personnel positions, number and type
 - Equipment items having a unit value of \$5,000 or more, number and type
 - Minor remodeling
 - Any increase in a budget subtotal (professional salaries, purchased services, travel, etc.) by more than 10 percent or \$1,000, whichever is greater
 - Any increase in the total budget amount.
- ❖ Certification on page 8 must be signed by Chief Administrative Officer or properly authorized designee.

Example of Level of Detail of FS-10

13

SALARIES FOR PROFESSIONAL STAFF: Code 15



Include only staff that are employees of the agency. Do not include consultants or per diem staff. Do not include central administrative staff that are considered to be indirect costs, e.g., business office staff. One full-time equivalent (FTE) equals one person working an entire week each week of the project. Express partial FTE's in decimals, e.g., a teacher working one day per week equals .2 FTE.

Specific Position Title	Full-Time Equivalent	Annualized Rate of Pay	Project Salary
Special Education Teacher	.75 FTE	\$75,000	\$56,250
Special Education Teacher	1.0 FTE	\$85,000	\$85,000
Subtotal - Code 15			\$141,250

SUBTOTAL	CODE	PROJECT COSTS
Professional Salaries	15	\$141,250
Support Staff Salaries	16	\$18,000
Purchased Services	40	
Supplies and Materials	45	
Travel Expenses	46	
Employee Benefits	80	\$70,871
Indirect Cost	90	
BOCES Services	49	
Minor Remodeling	30	
Equipment	20	
Grand Total		\$230,121

CHIEF ADMINISTRATOR'S CERTIFICATION

By signing this report, I certify to the best of my knowledge and belief that the report is true, complete, and accurate, and the expenditures, disbursements, and cash receipts are for the purposes and objectives set forth in the terms and conditions of the Federal (or State) award. I am aware that any false, fictitious, or fraudulent information, or the omission of any material fact, may subject me to criminal, civil, or administrative penalties for fraud, false statements, false claims, or otherwise. (U.S. Code Title 18, Section 1001 and Title 31, Sections 3729-3730 and 3801-3812).

Superintendent's

Date

Signature

Name and Title of Chief Administrative Officer

Agency Code:

Project #:

Contract #:

Agency Name:

FOR DEPARTMENT USE ONLY

Funding Dates: _____ From _____ To _____

Program Approval: _____ Date: _____

<u>Fiscal Year</u>	<u>First Payment</u>	<u>Line #</u>
_____	_____	_____
_____	_____	_____
_____	_____	_____
_____	_____	_____

FS-10 Budget Tips

15

- To maximize aid:
 - ▣ Don't include staff that help high needs children
 - State Aid possible for them
 - ▣ Don't include BOCES services
 - Either BOCES Aid or State Aid possible
- Have grant-funded staff document effort
- Review with Business Office quarterly
 - ▣ Original budget
 - ▣ New needs

Grant Allocations

16

CF365
DATE RUN: 12/26/17

GRANTS FINANCE
PROGRAM SUMMARY OF ALLOCATIONS, BUDGETS

SED CODE: 010100010000 PROJECT YEAR: 2017-2018
AGENCY NAME: ALBANY CITY SD

FUND NAME FUND CODE	CARRYOVER FROM 2016-17 *	ALLOCATION	TRANSFER/ REALLOCATION	TOTAL AVAILABLE
IDEA-PART B, SECTION 611 0032	602,372 F	3,302,373	0	3,904,745



Example of Adjusted Allocations for Individual School Districts

17

①

②

= ②/①

School District	Code	611 Adjusted SWD Count	611 Adjusted Allocation Amount	611 Minimum	619 Adjusted SWD Count	619 Adjusted Allocation Amount	619 Minimum
010100010000	Albany CSD	1,523	\$2,768,435	\$1,818	218	\$138,041	\$634
010201040000	Berne-Knox-Westerlo C S D	126	\$225,373	\$1,789	11	\$10,321	\$938
010306060000	Bethlehem C S D	570	\$919,099	\$1,613	56	\$31,314	\$563
010402060000	Ravena-Coeymans-Selkirk C S D	320	\$507,487	\$1,584	35	\$44,235	\$1,252
010500010000	Cohoes City S D	343	\$462,878	\$1,351	51	\$30,915	\$610
010601060000	South Colonie C S D	758	\$865,656	\$1,143	90	\$31,711	\$354
010615020000	Menands U F S D	27	\$56,735	\$2,101	7	\$2,949	\$421
010623060000	North Colonie C S D	760	\$1,092,704	\$1,437	102	\$25,068	\$245
010701030000	Green Island U F S D	55	\$71,535	\$1,293	3	\$2,457	\$737
010802060000	Guilderland C S D	675	\$1,055,285	\$1,563	41	\$32,817	\$794

Proportionate Share for Parentally Placed Students in Nonpublic Schools

Proportionate Share of IDEA Federal Funds for Parentally Placed Students with Disabilities in Nonpublic Schools Located in the School District For 2017-18 School Year

IDEA requires school districts to provide special education services to students with disabilities who are parentally placed in nonpublic schools which are located in the school district. The information below is provided to assist school districts with the calculation of the proportionate share of IDEA funds under Sections 611 and 619 that should be used to provide special education services to parentally placed students in nonpublic schools which are located in the school district. The numbers of students used in this report are from the data provided by school districts through SIRS in the October 5, 2016 Special Education Snapshot template, specifically by submitting students with Primary Setting codes of SA08 and SA09. Please see memorandum on guidance and procedures for providing special education services to parentally placed students at: <http://www.p12.nysed.gov/specialed/idea/home.html> and guidance on reimbursement claims for the cost of providing special education services to parentally placed non-resident students in nonpublic schools pursuant to Education Law 3602-c- September 2007 at: <http://www.p12.nysed.gov/specialed/publications/policy/reimbursement608.htm>.

Printer Friendly Versions: [pdf](#) (123 kb) | [excel](#) (57 kb)

\$ Follows the Student

Code	School District	IDEA, Section 611			IDEA Section 619		
		Per-Pupil Amount	Number of School Age Students with Disabilities in Nonpublic Schools (Ages 4-21)*	Total Amount	Per-Pupil Amount	Number of School Age Students with Disabilities in Nonpublic Schools (Ages 4-5)**	Total Amount
010100010000	Albany CSD	\$2,143	18	\$38,582	\$747	2	\$1,495
010201040000	Berne-Knox-Westerlo C S D	\$1,789	0	\$0	\$938	0	\$0
010306060000	Bethlehem C S D	\$1,613	21	\$33,881	\$563	2	\$1,125

Article 81 Allocations

Article 81 School Allotments for the 2017-2018 Program Year

A notice of an Article 81 allotment was sent to each Local Education Agency (LEA) designated to receive school year 2017-2018, IDEA, Section 611 and Section 619 federal funds attributable to students with disabilities placed by the courts or other State agencies, and provided educational services pursuant to Article 81 of the Education Law. Copies of the notices of allotment were also sent to the approved special education programs that serve students placed pursuant to Article 81

Each LEA should have received a SEDCAR-2 form from each Article 81 school that designated the LEA to receive additional allocations.

The designated LEAs must provide an amount equal to the additional allocation, identified below, to each Article 81 school. The allocation may be through State, local or federal funds. If a LEA uses federal funds, the amounts must be allocated to section 611 or 619 funds as indicated on the chart below

Article 81 Name	SED Code	LEA Name	IDEA Allocations Under Section 611	IDEA Allocations Under Section 619
Hellman School-Parsons Ctr	010100010000	Albany CSD	\$56,529	0
La Salle School	010100010000	Albany CSD	\$51,089	0
St. Anne Institute	010100010000	Albany CSD	\$85,209	0
St. Catherines Ctr. for Chldrn	010100010000	Albany CSD	\$23,222	0
			\$216,049	

Now included within the allocation vs. a separate allocation.

Reconciliation of Allocation Amount Example

20

CF365		GRANTS FINANCE		
DATE RUN: 12/26/17		PROGRAM SUMMARY OF ALLOCATIONS, BUDGETS		
SED CODE:	010100010000	PROJECT YEAR: 2017-2018		
AGENCY NAME:	ALBANY CITY SD			
FUND NAME	CARRYOVER	ALLOCATION	TRANSFER/	TOTAL
FUND CODE	FROM 2016-17 *		REALLOCATION	AVAILABLE
IDEA-PART B, SECTION 611				
0032	602,372 F	3,302,373	0	3,904,745

District students: 1,523
 Parentally Placed: 18
 Total: 1,541

611 Adjusted Allocation: \$2,768,435
 Parentally Placed Allocation: \$ 38,582
 15% CEIS Holdback (*): \$ 495,356
 Totals: \$3,302,373

$\$3,302,373 / 1,541 \text{ students} = \$2,143/\text{student (PP)}$

$\$2,768,435 / 1,523 \text{ students} = \$1,818/\text{student (Dist.)}$

As district needs to do district level services with the Coordinating Early Intervening Services (CEIS) funds due to having disproportionality identified in race and ethnicity of serving children.

\$2,768,435 includes the Article 81 funding and moneys for entities completing SEDCAR-1 forms.

$\$3,302,372 \times 15\% = \$495,356$

Section 611 Grant – How Amount of Allocation is Determined

State Calculated Minimum Per-Pupil Allocations

Below are the minimum per pupil allocations to be used for Approved Special Education Providers (ASEP) based on each district's certified VR 1-6, 8 data.



611 Adjusted SWD Count is:

- the total number of school age (4-21) students with disabilities **PLUS**
- the total number of preschool students with disabilities receiving other than related services **PLUS**
- the number of preschool students with disabilities receiving related services only when the primary service provider is one of five counties covered under Chapter 437 of the Laws of 2005 (Rockland, Niagara, Otsego, Suffolk and Westchester) **PLUS**
- One-third of the number of preschool students with disabilities receiving related services only when the primary service provider is NOT one of five counties covered under Chapter 437 of the Laws of 2005 (Rockland, Niagara, Otsego, Suffolk and Westchester) **MINUS**
- the number of school age students with disabilities in nonpublic schools (Ages 4-21)

611 Adjusted Allocation Amount is:

- Section 611-Total Amount (from the June 2017 Notice of FINAL Allocation to LEA's of Federal Special Education Funds Under IDEA for 2017-18 School Year **MINUS**
- [2017-18 Proportionate Share of IDEA Federal Funds](#) for Parentally Placed Students with Disabilities in Nonpublic Schools **MINUS**
- Districts required to reserve IDEA funds for CEIS, 15 percent of Section 611-Total Amount

611 Minimum is:

- is the 611 adjusted allocation amount divided by the 611 adjusted SWD count
- The calculation of the minimum is based on the actual number from the adjusted student count as described above and not the nearest whole number that appears in the table below

Section 619 Grant – How Amount of Allocation is Determined

22

619 Adjusted SWD Count is:

- the total number of school age (4-5) students with disabilities PLUS the total number of preschool students with disabilities receiving other than related services **PLUS**
- the number of preschool students with disabilities receiving related services only when the primary service provider is one of five counties covered under Chapter 437 of the Laws of 2005 (Rockland, Niagara, Otsego, Suffolk and Westchester) **PLUS**
- One-third of the number of preschool students with disabilities receiving related services only when the primary service provider is NOT one of five counties covered under Chapter 437 of the Laws of 2005 (Rockland, Niagara, Otsego, Suffolk and Westchester) **MINUS**
- the number of school age students with disabilities in nonpublic schools (Ages 4-21)

619 Adjusted Allocation Amount is:

- Section 619-Total Amount (from the June 2016 Notice of FINAL Allocation to LEA's of Federal Special Education Funds Under IDEA for 2017-18 School Year **MINUS**
- [2017-18 Proportionate Share of IDEA Federal Funds](#) for Parentally Placed Students with Disabilities in Nonpublic Schools **MINUS**
- Districts required to reserve IDEA funds for CEIS, 15 percent of Section 619-Total Amount

619 Minimum is:

- is 619 adjusted allocation amount divided by the 619 adjusted SWD count
- The calculation of the minimum is based on the actual number from the adjusted student count as described above and not the nearest whole number that appears in the table below



Is your data accurate?

SEDCAR-1 and SEDCAR-2 Forms

- <http://www.p12.nysed.gov/sedcar/data.htm>
- Special Education Data Collection, Analysis and Reporting = SEDCAR

The table below describes the type of schools required to submit data, the required submissions, due dates and the forms. [Click here](#) (📄 21 kb) for a printer Friendly version of all due dates.

Type of School	Required Submissions	Due Date	Printable Forms		
Public , BOCES , Article 81 , Charter Schools , Special Act , Approved Private Schools , Out of State , State Agencies , State Supported , State Operated	PD6: Personnel Form	02/01/18	PD6 Word 📄	PD6 PDF 📄	PD6 HTML
Public* , Article 81 , Approved Private , Out of State , State Supported	SEDCAR 1: Request for IDEA Sub Allocation	Due to School Districts 11/22/17	SEDCAR 1 Word 📄	SEDCAR 1 PDF 📄	SEDCAR 1 HTML
Approved Private (Article 81)	SEDCAR 2: Request for IDEA Sub Allocation for Students Receiving Services Pursuant to Article 81 Only	Due to SED and School District 11/22/17	SEDCAR 2 Word 📄	SEDCAR 2 PDF 📄	SEDCAR 2 HTML
Public , Charter Schools , Special Act , Article 81 , State Agencies , State Operated	PD8: Suspension Data	08/03/18	PD8 Word 📄	PD8 PDF 📄	PD8 HTML



SEDCAR-1 Page One

SEDCAR - 1 APPROVED SPECIAL EDUCATION PROGRAM REQUEST FOR IDEA VENDOR FUNDING FOR 2018-2019 SCHOOL YEAR

The following types of schools must use this form to request vendor funding of IDEA funds from school districts that have Committee on Preschool Special Education (CPSE) or Committee on Special Education (CSE) responsibility for students with disabilities:

- Approved private schools for students with disabilities (preschool and school-age).
- BOCES that operate an approved preschool special education program.
- School districts that operate an approved preschool special education program and enroll students from other school districts.
- Approved out-of-state schools in which students with disabilities are placed by New York State school districts.
- Approved out-of-state schools that provide educational services to students with disabilities placed by New York State courts or social service agencies.

<i>Instructions:</i>	<ol style="list-style-type: none">1. A completed SEDCAR-1 form, with original signature, is due by November 22, 2017 to each local education agency from which IDEA vendor funding for the 2018-2019 school year is requested.2. There is no need to submit a copy of this form to the State Education Department.3. A listing of the names of students comprising the counts reported in Section 3, Tables A and B, must be submitted to the LEA with this form, and marked "confidential".4. Retain one copy (and supporting documentation) in your school for reference and audit purposes. The required retention period ends June 30, 20255. If you have any questions about this report, please email your questions to datasupport@nysed.gov.
----------------------	---

Keep all of these – will need to include them in FS-10 for 18/19 school year.

SEDCAR-1 Page Two

Section 3: Child Counts, Pursuant to IDEA Sections 611 and 619, for Students Residing in LEA who is identified in Section 2. Students with disabilities, ages 3-5, on October 4, 2017 (please determine enrollment, age, and type of service as of October 4, 2017).			
A	Students with disabilities, ages 3-4, on October 4, 2017 (please determine enrollment, age, and type of service provided as of <u>October 4, 2017</u>). Each student should be counted only once in either Line 1, 2 or 3.	Count §611*	Count §619*
1	Number of preschool students (ages 3-4) provided <u>related services only</u> . Do not report students in this line if they are also receiving other preschool special education programs.		
2	Number of preschool students (ages 3-4) provided a preschool special education program, which includes Special Education Itinerant Teacher (SEIT) services and/or full or part-time special class or special class in an integrated setting services. These students may also be receiving related services. Please note that if students receive services from more than one provider, only the provider that is designated as the "coordinating provider" may report the student on this form.		
3	Count of school-age students (ages 4-5) attending programs for school-age children.		
*Note: Students who are ages 3-5 are eligible to be counted under both Section 611 and Section 619			
B	Students with disabilities, ages 6-21, on October 4, 2017 (please determine enrollment and age as of October 4, 2017).	Count §611	Count §619
1	Count of students with disabilities, ages 6-21		NA

Related Services only receives 1/3 of full allocation.

Allocation is same as in-district children.

Should have annual contract with vendors and get a report of how funds were used to eligible expenditures.

Funds follow the student.

Verify children are yours and only counted in one place.

IDEA Section 619 flow-through funds are directed to students with disabilities, ages 3-5. Section 611 flow-through funds are directed to students with disabilities, ages 3-21.

IDEA Vendor Funding

26

- SEDCAR-1 form
- Have knowledgeable person verify counts/level of service
- Should have written agreement with each vendor
- Invoices – who gets them?
- 90% once funding approved
- Balance when Final Expenditure Report received

Parentally Placed Funds

27

- How used?
 - ▣ Direct services
 - ▣ If bring children back, transportation eligible
- Fund single type of service?
 - ▣ Speech teacher
 - ▣ Teacher aides
- Fund a piece of a service(s) for each district?
- If not spent, carryover for next year
- How to allocate funds between your district and others

Allocation of Federal Aid – Parentally Placed

http://www.p12.nysed.gov/sedcar/federal/2017-18/parplace_1718.html

Proportionate Share of IDEA Federal Funds for Parentally Placed Students with Disabilities in Nonpublic Schools Located in the School District For 2017-18 School Year

IDEA requires school districts to provide special education services to students with disabilities who are parentally placed in nonpublic schools which are located in the school district. The information below is provided to assist school districts with the calculation of the proportionate share of IDEA funds under Sections 611 and 619 that should be used to provide special education services to parentally placed students in nonpublic schools which are located in the school district. The numbers of students used in this report are from the data provided by school districts through SIRS in the October 5, 2016 Special Education Snapshot template, specifically by submitting students with Primary Setting codes of SA08 and SA09. Please see memorandum on guidance and procedures for providing special education services to parentally placed students at: <http://www.p12.nysed.gov/specialed/idea/home.html> and guidance on reimbursement claims for the cost of providing special education services to parentally placed non-resident students in nonpublic schools pursuant to Education Law 3602-c- September 2007 at: <http://www.p12.nysed.gov/specialed/publications/policy/reimbursement608.htm>.

Printer Friendly Versions: [pdf](#) (123 kb) | [excel](#) (57 kb)

Code	School District	IDEA, Section 611			IDEA Section 619		
		Per-Pupil Amount	Number of School Age Students with Disabilities in Nonpublic Schools (Ages 4-21)*	Total Amount	Per-Pupil Amount	Number of School Age Students with Disabilities in Nonpublic Schools (Ages 4-5)**	Total Amount
010100010000	Albany CSD	\$2,143	18	\$38,582	\$747	2	\$1,495
010201040000	Berne-Knox-Westerlo C S D	\$1,789	0	\$0	\$938	0	\$0
010306060000	Bethlehem C S D	\$1,613	21	\$33,881	\$563	2	\$1,125

*These data are from 10/5/16, Verification Report 5, Report 14, Table 3, Lines 3+4 Columns for Ages 4-21)

**These data are from 10/5/16, Verification Report 5, Report 14, Table 3, Lines 3+4 ((Column for Ages 4-5)

Issue:
Per Pupil amount is based on a different year

One method for allocating:

Total amount divided by **current** FTE

e.g.
\$38,582/20=
\$1,929.10

29

Maintenance of Effort

Overview of Changes

The Good Old Days.....

Maintenance of Effort (MOE)

Each LEA must meet MOE requirements. We suggest calculating the MOE for all four options and choosing the option which best demonstrates MOE and that minimizes the annual growth. The LEA must retain data to support MOE calculations and have it available upon request or upon audit. This includes calculations in support of any reduction in MOE. Reduction of MOE may be attributable to certain specific situations or circumstances which can be illustrated on the LEA Assurance Pertaining to Maintenance of Local Effort.

Additional technical assistance on MOE can be found at <http://www.p12.nysed.gov/specialed/finance/IDEA-Grant-Application-Guidance-MOE.pdf>

		2013-14	2014-15	2015-16 (anticipated)	Check (X) Option used to Meet MOE
Option I	Total State & Local Expenditures				<input type="checkbox"/>
Option II	Total Local Expenditures				<input type="checkbox"/>
	October Students with Disabilities Child Count	<u>(October 2012)</u>	<u>(October 2013)</u>	<u>(October 2014)</u>	
Option III	Per Child State & Local Expenditures				<input type="checkbox"/>
Option IV	Per Child Local Expenditures				<input type="checkbox"/>

Tab 4 of the 24 Tabbed MOE Calculator

31

Multi-Year MOE Summary

Fiscal Year	Standard	Child Count	Local Total Amount	Local Total MOE Result	State and Local Total Amount	State and Local Total MOE Result	Local Per Capita Amount	Local Per Capita MOE Result	State and Local Per Capita Amount	State and Local Per Capita MOE Result	Amount of IDEA Part B, Section 611 Subgrant	Amount of IDEA Part B, Section 619 Subgrant	Total IDEA Part B Subgrant
2010-2011	Compliance (Expenditures)			Met as Baseline		Met as Baseline		Met as Baseline		Met as Baseline	\$ -	\$ -	\$ -
2011-2012	Compliance (Expenditures)										\$ -	\$ -	\$ -
2012-2013	Compliance (Expenditures)										\$ -	\$ -	\$ -
2013-2014	Compliance (Expenditures)	533	\$ 3,506,824.00	Met as Baseline	\$ 8,854,097.00	Met as Baseline	\$ 6,579.41	Met as Baseline	\$ 16,611.81	Met as Baseline	\$ 668,528.00	\$ 40,551.00	\$ 709,079.00
2014-2015	Compliance (Expenditures)	498	\$ 3,927,874.00	Met	\$ 9,213,486.00	Met	\$ 7,887.30	Met	\$ 18,500.98	Met	\$ 704,129.00	\$ 39,094.00	\$ 743,223.00
2015-2016	Compliance (Expenditures)	491	\$ 4,083,314.00	Met	\$ 9,374,335.00	Met	\$ 8,316.32	Met	\$ 19,092.33	Met	\$ 671,381.00	\$ 36,848.00	\$ 708,229.00
2016-2017	Compliance (Expenditures)	490	\$ 3,957,407.00	Met with Exceptions or Adjustments	\$ 9,324,619.00	Met with Exceptions or Adjustments	\$ 8,076.34	Met with Exceptions or Adjustments	\$ 19,029.83	Met with Exceptions or Adjustments	\$ 674,774.00	\$ 38,828.00	\$ 713,602.00
2017-2018	Eligibility (Budget)	491	\$ 4,237,508.00	Met	\$ 9,612,427.00	Met	\$ 8,630.36	Met	\$ 19,577.24	Met	\$ 666,732.00	\$ 38,828.00	\$ 705,560.00
2018-2019	Eligibility (Budget)										\$ -	\$ -	\$ -
2019-2020	Eligibility (Budget)										\$ -	\$ -	\$ -

Maintenance of Effort

32

- Compliance Standard
 - ▣ Spend as much or more than spent in prior year
 - 16-17 spending \geq 15-16 spending

- Eligibility Standard
 - ▣ Budget as much or more than spent in last completed fiscal year
 - 17-18 budget \geq 15-16 spending

- Have four chances to be in compliance for each Standard

Maintenance of Effort

33

- Not a new requirement

- Documentation of compliance changed
 - Spring 2017
 - 2013/14 Base year
 - 2013/14 → 2015/16 Actual - due June 2017
 - 2017-18 Budget - due July 2017
 - 2016-17 Actual - due April 9, 2018

- Maximum amount at risk is grant allocation

Individuals with Disabilities Education Act (IDEA) Part B Section 611 and Section 619 Federal Funding for the Education of Students with Disabilities, Grant Application Guidance

The following guidance documents are provided for districts preparing IDEA grant applications:

Coordinated Early Intervening Services (CEIS)

- [CEIS Guidance](#)

Excess Cost

- [Excess Cost Guidance Handbook](#)
- [Excess Cost Calculator Tool](#)

<http://www.p12.nysed.gov/specialed/finance/idea-grant-application-guidance.html>

Maintenance of Effort (MOE)

- [2016-17 Guidance to Complete the LEA MOE Compliance Calculator](#)
- [2016-17 Students with Disabilities Child Count by District or State Agency](#)
- [Student with Disabilities Child Count for Special Act Districts](#) – for School Years 2013-14, 2014-15, and 2015-16
- [LEA Maintenance of Effort \(MOE\) Calculator FAQ](#)
- [Guidance to Complete the 2017-18 Eligibility Standard](#)
- [Notification Letter to LEAs for the 2013-16 LEA MOE Compliance](#)
- [Guidance to Complete the LEA MOE Calculator](#)
- [MOE Recommendations Worksheet](#)
- [Guidance on How to Use the LEA MOE Calculator](#)
- [SWD Child Count by District](#)
- [LEA Moe Calculator Version 1.2](#)
- [Maintenance of Effort Guidance from USDOE](#)

Parentally Placed

- [Parentally Placed Guidance](#)

Tab 4 of the 24 Tabbed MOE Calculator

Multi-Year MOE Summary


Fiscal Year	Standard	Child Count	Local Total Amount	Local Total MOE Result	State and Local Total Amount	State and Local Total MOE Result	Local Per Capita Amount	Local Per Capita MOE Result	State and Local Per Capita Amount	State and Local Per Capita MOE Result	Amount of IDEA Part B, Section 611 Subgrant	Amount of IDEA Part B, Section 619 Subgrant	Total IDEA Part B Subgrant
2010-2011	Compliance (Expenditures)			Met as Baseline		Met as Baseline		Met as Baseline		Met as Baseline	\$ -	\$ -	\$ -
2011-2012	Compliance (Expenditures)										\$ -	\$ -	\$ -
2012-2013	Compliance (Expenditures)										\$ -	\$ -	\$ -
2013-2014	Compliance (Expenditures)	533	\$ 3,506,824.00	Met as Baseline	\$ 8,854,097.00	Met as Baseline	\$ 6,579.41	Met as Baseline	\$ 16,611.81	Met as Baseline	\$ 668,528.00	\$ 40,551.00	\$ 709,079.00
2014-2015	Compliance (Expenditures)	498	\$ 3,927,874.00	Met	\$ 9,213,486.00	Met	\$ 7,887.30	Met	\$ 18,500.98	Met	\$ 704,129.00	\$ 39,094.00	\$ 743,223.00
2015-2016	Compliance (Expenditures)	491	\$ 4,083,314.00	Met	\$ 9,374,335.00	Met	\$ 8,316.32	Met	\$ 19,092.33	Met	\$ 671,381.00	\$ 36,848.00	\$ 708,229.00
2016-2017	Compliance (Expenditures)	490	\$ 3,957,407.00	Met with Exceptions or Adjustments	\$ 9,324,619.00	Met with Exceptions or Adjustments	\$ 8,076.34	Met with Exceptions or Adjustments	\$ 19,029.83	Met with Exceptions or Adjustments	\$ 674,774.00	\$ 38,828.00	\$ 713,602.00
2017-2018	Eligibility (Budget)	491	\$ 4,237,508.00	Met	\$ 9,612,427.00	Met	\$ 8,630.36	Met	\$ 19,577.24	Met	\$ 666,732.00	\$ 38,828.00	\$ 705,560.00
2018-2019	Eligibility (Budget)										\$ -	\$ -	\$ -
2019-2020	Eligibility (Budget)										\$ -	\$ -	\$ -



Tab 4 of MOE Calculator

36

2013-2014	Compliance (Expenditures)	533	\$ 3,506,824.00	Met as Baseline
2014-2015	Compliance (Expenditures)	498	\$ 3,927,874.00	Met
2015-2016	Compliance (Expenditures)	491	\$ 4,083,314.00	Met
2016-2017	Compliance (Expenditures)	490	\$ 3,957,407.00	Met with Exceptions or Adjustments
2017-2018	Eligibility (Budget)	491	\$ 4,237,508.00	Met
2018-2019	Eligibility (Budget)			



Tab 4 of MOE Calculator

37


2013-2014	Compliance (Expenditures)	533	\$ 3,506,824.00	Met as Baseline
2014-2015	Compliance (Expenditures)	498	\$ 3,927,874.00	Met
2015-2016	Compliance (Expenditures)	491	\$ 4,083,314.00	Met
2016-2017	Compliance (Expenditures)	490	\$ 3,957,407.00	Met with Exceptions or Adjustments
2017-2018	Eligibility (Budget)	491	\$ 4,237,508.00	Met
2018-2019	Eligibility (Budget)			



Tab 4 of MOE Calculator

38

2013-2014	Compliance (Expenditures)	533	\$ 3,506,824.00	Met as Baseline
2014-2015	Compliance (Expenditures)	498	\$ 3,927,874.00	Met
2015-2016	Compliance (Expenditures)	491	\$ 4,083,314.00	Met
2016-2017	Compliance (Expenditures)	490	\$ 3,957,407.00	Met with Exceptions or Adjustments
2017-2018	Eligibility (Budget)	491	\$ 4,237,508.00	Met
2018-2019	Eligibility (Budget)			



Tab 4 of MOE Calculator

39

2013-2014	Compliance (Expenditures)	533	\$ 3,506,824.00	Met as Baseline
2014-2015	Compliance (Expenditures)	498	\$ 3,927,874.00	Met
2015-2016	Compliance (Expenditures)	491	\$ 4,083,314.00	Met
2016-2017	Compliance (Expenditures)	490	\$ 3,957,407.00	Met with Exceptions or Adjustments
2017-2018	Eligibility (Budget)	491	\$ 4,237,508.00	Met
2018-2019	Eligibility (Budget)			



Child Count	490				
-------------	-----	--	--	--	--

Compliance Standard - Fiscal Year 2016-2017 - LEA Effort - Final Expenditures

Object Description	Code	Code 2	2016-2017 Final Expenditures		
			Local	State	State and Local
SPECIAL ED FRINGES	A9098.0		\$ 1,067,963.00	\$ 1,410,484.00	\$ 2,478,447.00
SPECIAL ED INSTRUCTIONAL SALARIES	A2250.15		\$ 1,519,537.00	\$ 2,006,890.00	\$ 3,526,427.00
SPECIAL ED NON INST SALARIES	A2250.16		\$ 503,790.00	\$ 665,367.00	\$ 1,169,157.00
SPECIAL ED CONTRACTUAL	A2250.4		\$ 11,347.00	\$ 14,987.00	\$ 26,334.00
SPECIAL ED SUPPLIES	A2250.45		\$ 2,356.00	\$ 3,111.00	\$ 5,467.00
SPECIAL ED TUITION PD TO PUB SCH	A2250.471		\$ 12,447.00	\$ 16,440.00	\$ 28,887.00
SPECIAL ED TUITION OTHER	A2250.472		\$ 227,811.00	\$ 300,876.00	\$ 528,687.00
SPECIAL ED TUITION CHARTERS	A2250.473		\$ 522.00	\$ 689.00	\$ 1,211.00
SPECIAL ED BOCES SERVICES	A2250.49		\$ 559,170.00	\$ 738,509.00	\$ 1,297,679.00
SUMMER HANDICAPPED INST SALARIES	F2253.15		\$ 14,285.00	\$ 57,141.00	\$ 71,426.00
SUMMER HANDICAPPED NI SALARIES	F2253.16		\$ 1,983.00	\$ 7,934.00	\$ 9,917.00
SUMMER HANDICAPPED TUITION OTHER	F2253.472		\$ 13,366.00	\$ 53,463.00	\$ 66,829.00
SUMMER HANDICAPPED BOCES	F2253.49		\$ 12,945.00	\$ 51,781.00	\$ 64,726.00
SUMMER HANDICAPPED FRINGES	F2253.8				\$ -
SUMMER TRANSPORTATION NI SALARIES	F5511.16		\$ 9,885.00	\$ 39,540.00	\$ 49,425.00
SUMMER TRANSPORTATION FRINGES	F5511.8				\$ -
					\$ -
					\$ -
					\$ -
					\$ -
					\$ -
					\$ -
					\$ -
					\$ -
					\$ -
Grand Totals			\$3,957,407.00		\$ 9,324,619.00
			\$ 8,076.34		\$ 19,029.83



Tab 8
Column
H - M

Gathering Expenditures

41

- State Aid Planning has template to gather information at:
<https://www.questar.org/services/financial/state-aid-financial-planning/topics/>

Click on “Other” tab

- Maintenance of Effort
 -  Worksheet to Complete MOE Calculator 16-17 Actual – February 2018
 -  Tips for Preparing the 16-17 Compliance MOE – February 2018

- Expenditures are allocated between *Locally Funded* and *State Funded* based on amount of State Aid received
- Business Office has this information

Tab 9. 16-17 MOE, Local Share Compliance Calculation

42

Which standard do you want to measure?		Compliance	NOTE: SCROLL TO THE RIGHT
METHOD 1: LOCAL TOTAL			
Calculations	Local Total	MOE Result	
Comparison Year	2015-2016		
Comparison Year Amount	\$ 4,083,314.00		
2016-17 Amount	\$ 3,957,407.00	Did Not Meet	Add exception information.
Initial Difference	\$ 125,907.00		

Allowable Exceptions

43

- Declining SWD enrollment
- Special Education staff changes
- SWD aged out/graduated/moved
- Special Education equipment purchases

Tab 4 of MOE Calculator

44

2013-2014	Compliance (Expenditures)	533	\$ 3,506,824.00	Met as Baseline
2014-2015	Compliance (Expenditures)	498	\$ 3,927,874.00	Met
2015-2016	Compliance (Expenditures)	491	\$ 4,083,314.00	Met
2016-2017	Compliance (Expenditures)	490	\$ 3,957,407.00	Met with Exceptions or Adjustments
2017-2018	Eligibility (Budget)	491	\$ 4,237,508.00	Met
2018-2019	Eligibility (Budget)			



Tab 10.

Declining Enrollment Exception

45

Exception (b) A decrease in the enrollment of children with disabilities (option 2: auto-calculated).			
2016-17 Enrollment		490	
2015-16 Enrollment		491	
Difference (must be (-) to apply exception)		-1	
Percent Difference		0%	
	Local Total		State and Local Total
2015-16 Expenditures	\$	4,083,314.00	\$ 9,374,335.00
Allowed Reduction	\$	8,316.32	\$ 19,092.33

Tab 10. Change in Staff Exception

Compliance Standard -- Exceptions to MOE as Permitted by 34 CFR §300.204 and Adjustment to MOE as Permitted by 34 CFR §300.205 -- 2016-2017 Final Expenditures

Exception (a) The voluntary departure, by retirement or otherwise, or departure for just cause, of special education or related services personnel. (Only include salary and benefits paid from state and/or local funds)

Position Title	Employee Name	Reason for Leaving	Salary	Benefits	Total Expenditures
					\$ -
					\$ -
					\$ -
					\$ -
					\$ -
Departing Total			\$ -	\$ -	\$ -

Position Title	Employee Name	Reason for Leaving	Salary	Benefits	Total Expenditures
					\$ -
					\$ -
					\$ -
					\$ -
					\$ -
Replacement Total			\$ -	\$ -	\$ -
			Net Allowed Reduction (Departing - Replacement)		\$ -

Tab 10. – SWD Changes Exception

47

Exception (c) The termination of the obligation of the agency to provide special education to a particular student with a disability that is an exceptionally costly program due to any of the following reasons: left the jurisdiction, aged out, or no longer needs the program of special education.

Student Identifier	Reason	Expenditures
303149	Moved	\$ 59,407.00
200004	Graduated with a regular diploma	\$ 47,818.00
209056	Aged out	\$ 42,872.00
306171	Moved	\$ 45,750.00
See Tab 24		\$ 500,961.00
Total (Net Allowed Reduction)		\$ 696,808.00

Special Education Office
knows this information
best

Explain in Tab 24

Tab 24. Provide Further Information

48

This worksheet is available for LEAs or SEAs to use as needed.

It can be used for calculations for the Amounts tabs or the Exc & Adj tabs, or for historical LEA MOE data (prior to 2015-16) for the Multi-Year Summary tab. You can create a link in any shaded cell on the Amounts, Exc & Adj, or Multi-Year Summary tabs to this sheet.

Exception (c) The termination of the obligation of the agency to provide special education to a particular student with a disability that is an exceptionally costly program due to any of the following reasons: left the jurisdiction, aged out, or no longer needs the program of special education.

Student Identifier	Reason	Expenditures
203019	Graduated with a regular diploma	\$ 47,818.00
301805	Moved	\$ 59,586.00
302290	Moved	\$ 47,818.00
53867703	Aged out	\$ 42,872.00
305639	Moved	\$ 56,728.00
207271	Graduated with a regular	\$ 79,176.00
306216	Moved	\$ 48,618.00
306171	Moved	\$ 36,230.00
206086	Aged out	\$ 38,406.00
201492	Aged out	\$ 43,709.00
Total (Net Allowed Reduction)		\$ 500,961.00

Space to explain information on other Tabs.

Tab 10. Large Purchases

49

Exception (d) Termination of costly expenditures for long-term purchases, such as the acquisition of equipment or construction of school facilities.	
Description	Cost in Final Year of Expenditure
Total (Net Allowed Reduction)	\$ -

Tab 9. 16-17 MOE Once Exceptions Provided

Which standard do you want to measure?		Compliance		NOTE: SCROLL TO THE RIGHT
METHOD 1: LOCAL TOTAL				
Calculations	Local Total	MOE Result		
Comparison Year	2015-2016			
Comparison Year Amount	\$ 4,083,314.00			
2016-17 Amount	\$ 3,957,407.00	Did Not Meet		Add exception information.
Initial Difference	\$ 125,907.00			
Total Exceptions	\$ 705,124.32			
Difference with Exceptions	\$ (579,217.32)	Met		MOE met using exceptions.
Total Adjustment	NA			
Final Shortfall	\$ -			Adjustment not needed.
Exceptions to Maintenance of Effort as Permitted by §300.204				NOTE: Enter Exceptions data
(a) The voluntary departure, by retirement or otherwise, or departure for just cause, of special education or related services personnel.				on the Exception/Adjustment tab for each year.
Year	Amount			
2016-17 Total	\$ -			

Tab 9. 16-17 MOE Detail

(b) A decrease in the enrollment of children with disabilities.

Year	Amount
2016-17 Total	\$ 8,316.32

(c) The termination of the obligation of the agency to provide special education to a particular student with a disability that is an exceptionally costly program due to any of the following reasons: left the jurisdiction, aged out, or no longer needs the program of special education.

Year	Amount
2016-17 Total	\$ 696,808.00

(d) Termination of costly expenditures for long-term purchases, such as the acquisition of equipment or construction of school facilities.

Year	Amount
2016-17 Total	\$ -

(e) The assumption of cost by the high cost fund operated by the SEA under §300.704. MUST be explicitly permitted by the SEA.

Year	Amount
Total Exceptions	\$ 705,124.32

Adjustment to Maintenance of Effort as Permitted by §300.205

Year	Amount
2016-17 Adjustment	\$ -
Total Adjustments	\$ -

Tab 9. For Each of the Four Options

METHOD 2: STATE AND LOCAL TOTAL		METHOD 3: LOCAL PER CAPITA		METHOD 4: STATE AND LOCAL PER CAPITA	
(b) A decrease in the enrollment of children with disabilities.		(b) A decrease in the enrollment of children with disabilities.		(b) A decrease in the enrollment of children with disabilities.	
Year	Amount	Year	Amount	Year	Amount
2016-17 Total	\$ 19,092.33	2016-17 Total	\$ 8,316.32	2016-17 Total	\$ 19,092.33
(c) The termination of the obligation of the agency to provide special education to a particular student with a disability that is an exceptionally costly program due to any of the following reasons: left the jurisdiction, aged out, or no longer needs the program of special education.		(c) The termination of the obligation of the agency to provide special education to a particular student with a disability that is an exceptionally costly program due to any of the following reasons: left the jurisdiction, aged out, or no longer needs the program of special education.		(c) The termination of the obligation of the agency to provide special education to a particular student with a disability that is an exceptionally costly program due to any of the following reasons: left the jurisdiction, aged out, or no longer needs the program of special education.	
Year	Amount	Year	Amount	Year	Amount
2016-17 Total	\$ 696,808.00	2016-17 Total	\$ 696,808.00	2016-17 Total	\$ 696,808.00
(d) Termination of costly expenditures for long-term purchases, such as the acquisition of equipment or construction of school facilities.		(d) Termination of costly expenditures for long-term purchases, such as the acquisition of equipment or construction of school facilities.		(d) Termination of costly expenditures for long-term purchases, such as the acquisition of equipment or construction of school facilities.	
Year	Amount	Year	Amount	Year	Amount
2016-17 Total	\$ -	2016-17 Total	\$ -	2016-17 Total	\$ -
(e) The assumption of cost by the high cost fund operated by the SEA under §300.704. MUST be explicitly permitted by the SEA.		(e) The assumption of cost by the high cost fund operated by the SEA under §300.704. MUST be explicitly permitted by the SEA.		(e) The assumption of cost by the high cost fund operated by the SEA under §300.704. MUST be explicitly permitted by the SEA.	
Year	Amount	Year	Amount	Year	Amount
Total Exceptions	\$ 715,900.33	Total Exceptions	\$ 705,124.32	Total Exceptions	\$ 715,900.33
		Total Per Capita	\$ 1,436.10	Total Per Capita	\$ 1,458.05
Adjustment to Maintenance of Effort as Permitted by §300.205		Adjustment to Maintenance of Effort as Permitted by §300.205		Adjustment to Maintenance of Effort as Permitted by §300.205	
Year	Amount	Year	Amount	Year	Amount
2016-17 Adjustment	\$ -	2016-17 Adjustment	\$ -	2016-17 Adjustment	\$ -
Total Adjustments	\$ -				

Tab 4 of the 24 Tabbed MOE Calculator

Multi-Year MOE Summary

Fiscal Year	Standard	Child Count	Local Total Amount	Local Total MOE Result	State and Local Total Amount	State and Local Total MOE Result	Local Per Capita Amount	Local Per Capita MOE Result	State and Local Per Capita Amount	State and Local Per Capita MOE Result	Amount of IDEA Part B, Section 611 Subgrant	Amount of IDEA Part B, Section 619 Subgrant	Total IDEA Part B Subgrant
2010-2011	Compliance (Expenditures)			Met as Baseline		Met as Baseline		Met as Baseline		Met as Baseline	\$ -	\$ -	\$ -
2011-2012	Compliance (Expenditures)										\$ -	\$ -	\$ -
2012-2013	Compliance (Expenditures)										\$ -	\$ -	\$ -
2013-2014	Compliance (Expenditures)	533	\$ 3,506,824.00	Met as Baseline	\$ 8,854,097.00	Met as Baseline	\$ 6,579.41	Met as Baseline	\$ 16,611.81	Met as Baseline	\$ 668,528.00	\$ 40,551.00	\$ 709,079.00
2014-2015	Compliance (Expenditures)	498	\$ 3,927,874.00	Met	\$ 9,213,486.00	Met	\$ 7,887.30	Met	\$ 18,500.98	Met	\$ 704,129.00	\$ 39,094.00	\$ 743,223.00
2015-2016	Compliance (Expenditures)	491	\$ 4,083,314.00	Met	\$ 9,374,335.00	Met	\$ 8,316.32	Met	\$ 19,092.33	Met	\$ 671,381.00	\$ 36,848.00	\$ 708,229.00
2016-2017	Compliance (Expenditures)	490	\$ 3,957,407.00	Met with Exceptions or Adjustments	\$ 9,324,619.00	Met with Exceptions or Adjustments	\$ 8,076.34	Met with Exceptions or Adjustments	\$ 19,029.83	Met with Exceptions or Adjustments	\$ 674,774.00	\$ 38,828.00	\$ 713,602.00
2017-2018	Eligibility (Budget)	491	\$ 4,237,508.00	Met	\$ 9,612,427.00	Met	\$ 8,630.36	Met	\$ 19,577.24	Met	\$ 666,732.00	\$ 38,828.00	\$ 705,560.00
2018-2019	Eligibility (Budget)										\$ -	\$ -	\$ -
2019-2020	Eligibility (Budget)										\$ -	\$ -	\$ -

Green = in Compliance
Red = Not in Compliance

MOE Reminders

- Need to be in compliance with at least 1 of the 4 options each time.
- If not in compliance for an option, then next time compares against the last time you were.
- Even if exceptions don't get you in compliance this year, put them down.
 - Helps with future years.
- *Best when Business Office and Special Education Department work together.*

Specific Reference Materials

55

Section 611/619 grants:

Grant Application, Maintenance of Effort and CEIS Information:

<http://www.p12.nysed.gov/specialed/finance/home.html>

<http://www.p12.nysed.gov/specialed/finance/idea-grant-application-guidance.html>

Grant Allocations:

<http://www.p12.nysed.gov/sedcar/federal.html>



Contact Information

56

Questar III
State Aid & Financial Planning Service
10 Empire State Blvd.
Castleton, NY 12033

(518) 477-2635
Fax (518) 477-4284

<http://sap.questar.org>
twitter.com/qiiisap - @qiiisap