

NTI Packet Instructions

Day 1

- Snowy Sounds- Identify the ending sound (/d/, /n/, /r/, /t/) of each picture. Use color code to color the pictures correctly.
- Color by sight word- Review sight words the, like, my, for. Ask your child to arm tap and identify each one. Also review color words. Follow instructions on page to color each sight word with the correct color.
- Math- count how many objects are in each box. Label your counting by writing the number of objects in the box.
- My House Rules worksheet- What is an important rule or rules that you follow at home. Make a poster for the rules that you have in your home by drawing pictures.

Day 2

- Beginning sounds- Circle the beginning sound of each picture. Practice the letter sounds.
- Reading Comprehension- Read the text, ask your child the questions. Let them try to write the answer. Color the correct picture for #3.
- Before and After Math- Fill in the blanks with the missing number that comes before and after the number shown in the middle box. You can write out numbers 1-20 on the bottom of the page to help them if needed.
- What's the Weather?- Draw a picture of the weather outside today. Finish the sentence Today it is..... Let your child try their best to write it on their own.

Day 3

- I Can Write My Uppercase Letters- Start in the box with the star and write one letter in each box A-Z
- Sight Word Scramble- Unscramble the words below by using the word bank. Write the words correctly in order on the lines.
- Missing Numbers- Start with the first number and continue to count to find the missing numbers and write them in the boxes for each number line.
- Chore Chart- Write your child's household chores in each oval under My Chores. Talk about the importance of helping in your household as part of a community to get tasks completed.

Day 4

- I Can Write My Lowercase Letters- Start in the box with the star and write one letter in each box A-Z
- Reading Comprehension- Read the text, ask your child the questions. Help them to find the correct answer. Let them try to sound out the words to read their choices.
- Let's Make Ten: Count the number of mittens. Write that number on the first line. Count how many blank squares in the ten frame, write that number on the second line. Talk about how the first number and second number make 10.
- Living and Nonliving Scavenger hunt- Talk about what makes something living. It needs something to survive (food, water, air). Do nonliving things need those things? Complete the scavenger hunt.

Day 5

- Beginning Sounds- Have your child name the picture. Let them tap it on their fingers to try to determine the beginning sound. Write the letter for the sound in the box.
- Color by sight word- Review sight words you, can, see, the. Ask your child to arm tap and identify each one. Also review color words. Follow instructions on page to color each sight word with the correct color.
- I Can Write My Numbers- Trace numbers 1-20, then practice writing them independently in the empty boxes. One number per box like above.
- My Map- Draw a map of your home on the paper provided.

Name: _____

Page 1

Directions: Identify the ending sound of each picture. Use the color code to color the pictures.

Snowy Sounds


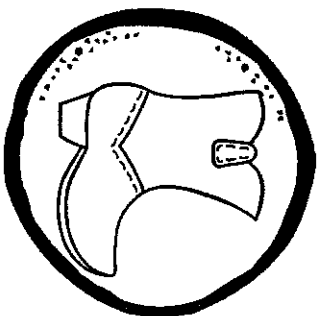
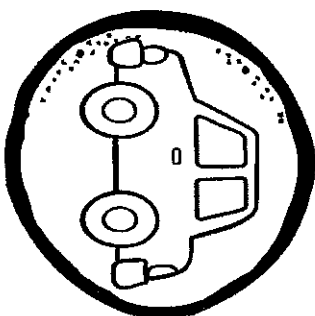
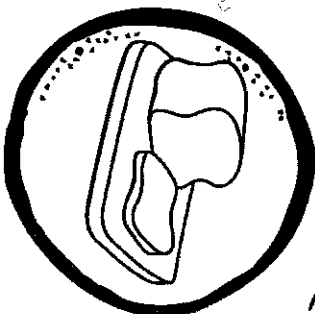

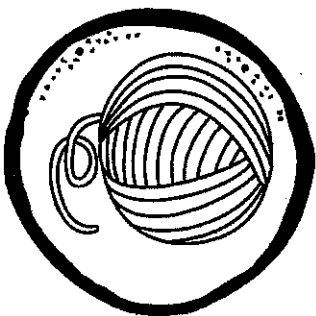


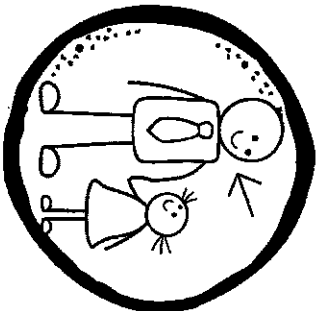


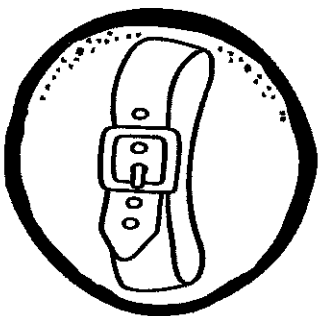
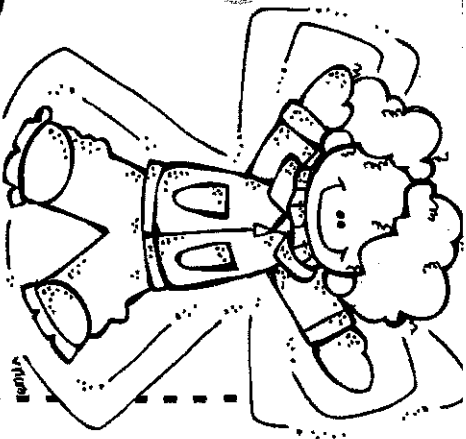
Color Code

d - red

n - green

r - blue

f - yellow



NTI Day 1


Name: _____

the

like

my


for




Name: _____

NTI Day


Count how many objects in each box. Label your counting and double check your work. Write the number in the box.




A grid of 12 bears arranged in three rows of four. To the right is an empty box for the count.




A grid of 24 smiley faces arranged in four rows of six. To the right is an empty box for the count.




A group of 15 butterflies scattered across the box. To the right is an empty box for the count.




A group of 12 bunches of cherries scattered across the box. To the right is an empty box for the count.




A group of 18 cupcakes scattered across the box. To the right is an empty box for the count.



A group of 18 mugs scattered across the box. To the right is an empty box for the count.



A group of 20 Easter eggs scattered across the box. To the right is an empty box for the count.



A group of 15 apples scattered across the box. To the right is an empty box for the count.

All About Me... and my house rules!



What is an important rule in your home that you follow?

It can be something that your family believes or something that is enforced at home.

Make a poster for the rule below!

An example could be a sign saying: Please remove your shoes at the door.








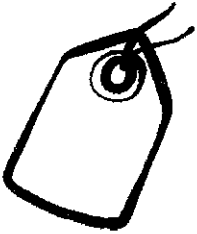


A large empty rectangular box with a solid black border, intended for the student to draw a poster for a house rule.


Name _____

Date NTI Day 2

Beginning Sounds

Circle the beginning sound of each picture.


 b t	 w h
 c g	 v b
 s r	 b d
 r o	 h t
 q i	 f w



Name: _____

Reading Comprehension

NTI Day
2




Direction: Read the text, answer the questions and color the picture.

I see a seal.

The seal is on the ice.

The seal likes to eat fish and squid.

The seal can swim very fast.




1. What do I see?


2. The seal is on _____.

3. what does the seal like to eat?


a.



b.



c.




Name _____


Date _____

Before & After Math


Fill in the blanks with the missing numbers.




6




10




15




2




11




8




19




5




17



13




3



9

Day 2

© Frank Schaffer Publications, Inc.



What's the
Weather?

Today it is _____


Name: _____

Directions: Unscramble the words below.
Write them correctly on the line.


Day 3

Word Bank


can have like little look said see you




oyu




acn




veha




ikle




tiltle



ees



sdai




kloo

Name: _____



NTI
Day 3

Missing Numbers


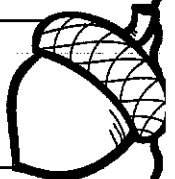
Directions: Fill in the missing numbers. Color the acorn at the end of each row. Help the squirrel prepare for hibernation by collecting all the acorns.





11	12			15			
----	----	--	--	----	--	--	--




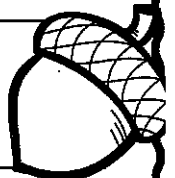
13				17		19	
----	--	--	--	----	--	----	--




16			19		21		
----	--	--	----	--	----	--	--




15		17				21	
----	--	----	--	--	--	----	--




	11	12			15		
--	----	----	--	--	----	--	--




			17	18			
--	--	--	----	----	--	--	--



12			15		17		
----	--	--	----	--	----	--	--





CORE CHART

My Chores:

	SUN	MON	TUES	WED	THU	FRI	SAT
	<input type="checkbox"/>	<input type="checkbox"/>	<input type="checkbox"/>	<input type="checkbox"/>	<input type="checkbox"/>	<input type="checkbox"/>	<input type="checkbox"/>
	<input type="checkbox"/>	<input type="checkbox"/>	<input type="checkbox"/>	<input type="checkbox"/>	<input type="checkbox"/>	<input type="checkbox"/>	<input type="checkbox"/>
	<input type="checkbox"/>	<input type="checkbox"/>	<input type="checkbox"/>	<input type="checkbox"/>	<input type="checkbox"/>	<input type="checkbox"/>	<input type="checkbox"/>
	<input type="checkbox"/>	<input type="checkbox"/>	<input type="checkbox"/>	<input type="checkbox"/>	<input type="checkbox"/>	<input type="checkbox"/>	<input type="checkbox"/>
	<input type="checkbox"/>	<input type="checkbox"/>	<input type="checkbox"/>	<input type="checkbox"/>	<input type="checkbox"/>	<input type="checkbox"/>	<input type="checkbox"/>

I can write my lowercase letters. (a, b, c)

*

Name: _____

NTI Day 4

Name _____


NTI Day 4

Reading Comprehension

Read the short passage and answer the questions.

My Cat

Pat is my black cat. Pat likes to sit on her mat. She will take a nap on her mat. Pat is a good cat!



1

Who is Pat?

- my cat
- my dog
- my dad

2

Where does she sit?

- on a log
- on her mat
- on a bed

3

What will she do?






- run and jump
- eat a snack
- take a nap

Name: _____








Directions: Complete the addition sentence using the ten frame.

Day 4





Let's Make Ten


___ + ___ = 10




___ + ___ = 10










___ + ___ = 10

___ + ___ = 10

___ + ___ = 10

___ + ___ = 10


LIVING & NON-LIVING

Day 4

SCAVENGER HUNT

Prepared by 

- Find an animal.
- Find a ball.
- Find something green that grows.
- Find a chair.
- Find a person that takes care of you.
- Find something you can ride.
- Find something that has wings.
- Find something you can write with.
- Find your favorite food.
- Find something that grows on a tree.
- Find a book.
- Find something that can hop.
- Find a vegetable.



NTI Day 5


Beginning Sounds

Name _____


Write the beginning sound for each word




	o	g
--	---	---



	a	r
--	---	---




	a	t
--	---	---



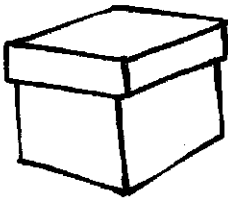
	u	n
--	---	---



	a	t
--	---	---




	e	y
--	---	---



	o	x
--	---	---



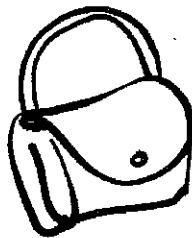
	a	p
--	---	---




	a	g
--	---	---



	a	t
--	---	---



	a	g
--	---	---







	a	t
--	---	---

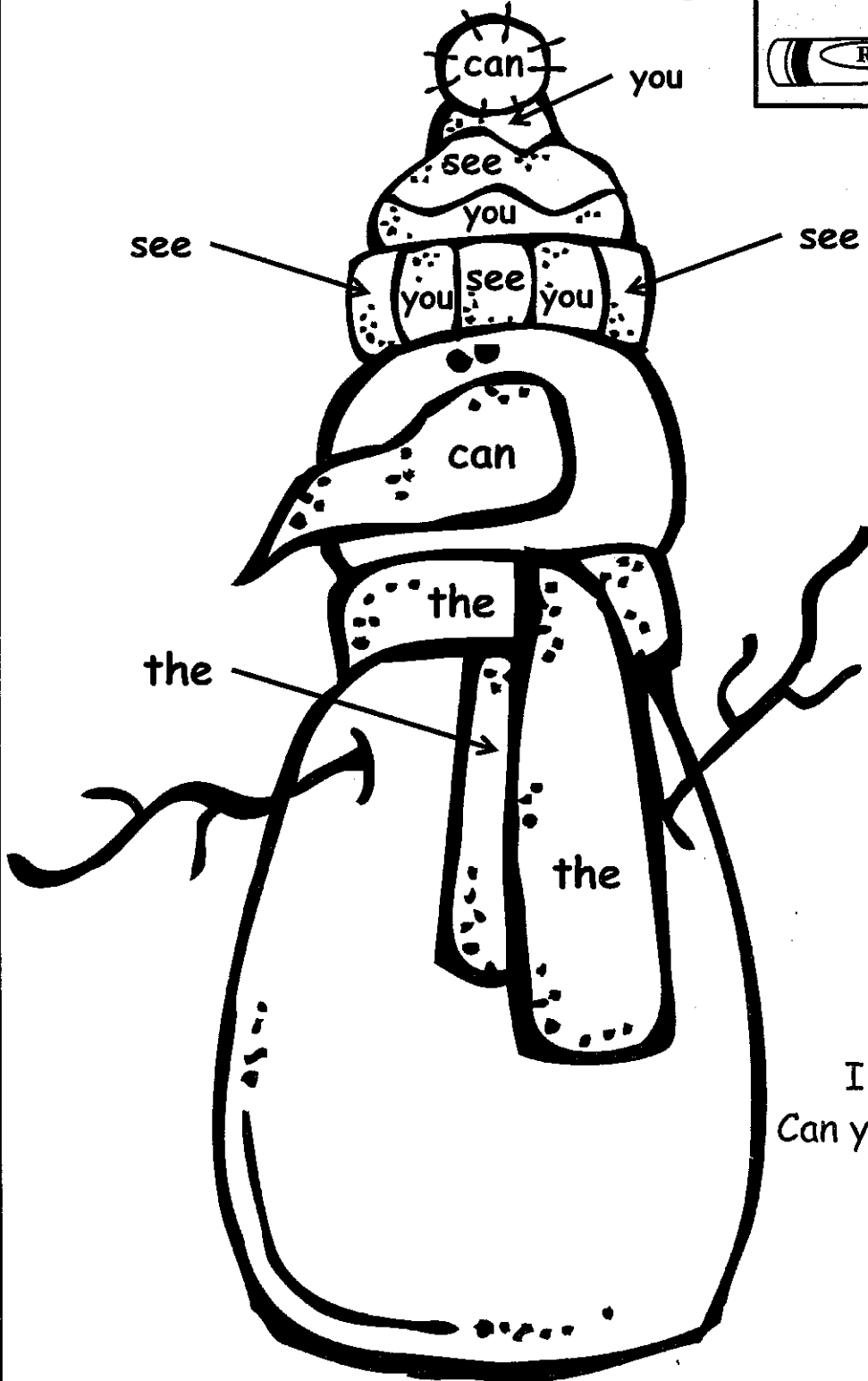
Name _____

SNOWMAN

COLOR BY SIGHT WORD

	=	<input type="text" value="you"/>
	=	<input type="text" value="can"/>
	=	<input type="text" value="see"/>
	=	<input type="text" value="the"/>

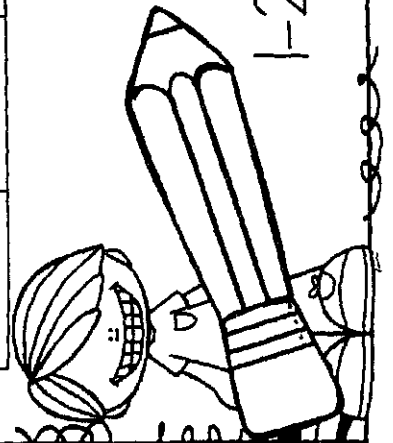
NTI Day
5



I see the snowman.
Can you see the snowman?

I Can Write My Numbers!

1	2	3	4	5	6	7	8	9	10
11	12	13	14	15	16	17	18	19	20



1-20

NTI Day 5

Name _____

I Can Draw a Map of My Home: