



Submitted Trustees' Financial Summary

FY2022-23

Submit ID: 0828-14077219

Submitted

46 Sheridan County

0828 Plentywood K-12 Schools

Due Date:

Board of Trustees transmits to County Supt. not later than August 15th (MCA 20-9-213)

County Supt. transmits to the Office of Public Instruction no later than September 15th. (MCA 20-3-209)

This report is the school district's official submission of annual financial information to the county superintendent and state superintendent under section 20-9-213, MCA.

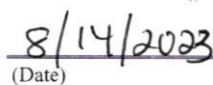
- Trustees are responsible for ensuring the accuracy and prompt submission of this report.
- Subsequent amendments to this report made by the clerk of the district as a result of the desk audit process are considered officially made on behalf of the trustees.
- Amendments initiated by OPI to correct coding or to comply with GAAP as a result of the desk audit process and which are communicated in writing to the clerk will be assumed to be accepted by the trustees unless the district notifies OPI in writing of their objection by December 10.
- This report and any amendments initiated by the district through December 10 are binding for use in determining various allocations of state and federal grants and in monitoring maintenance of effort for state and federal programs.

Certification


Business Manager/Clerk: Amy Buchnowski

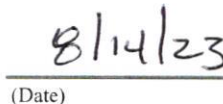
Phone #: () -


(Signature)



(Date)


Chair, Board of Trustees: Chris Wiens


(Signature)


(Date)

County Superintendent Lindsey Brensdal


(Signature)


(Date)

Software

Accounting Package: Black Mountain

For FY23 did the district employ a certified special education director?

No

As reported through TEAMS - Terms of Employment, the district does not employ a certified special education director meeting the requirements of having a class III Administrator's certificate with a principal's endorsement or a supervisor's endorsement in special education. Administrative rules provide expenditures coded to program 280, function 24XX and Object 1XX and 2XX in Funds 01, 13, 24, 25, or 26 to be included in the calculation of reversion and disproportionate costs only if the district employs a certified special education director.

Electronic filers are not required to send the cover page to OPI.



Submitted Trustees' Financial Summary

FY2022-23

Submit ID: 0828-14077219

Submitted

46 Sheridan County

0828 Plentywood K-12 Schools

Project Reporter Codes

PRC	Title	Program Type	Project Number	CFDA#
001	Fund a Need	LOCAL		
002	Stoner Athletic Grant	LOCAL		
004	Music Donations	LOCAL		
006	Greenhouse Project	LOCAL	None	
007	PEAF Urgent Need	LOCAL		
009	Larsen Reading	LOCAL		
012	McCoy Fund	LOCAL		
015	Teachers Pay Teachers	LOCAL		
016	Lost Books	LOCAL		
026	Summer Feeding Program	STATE		
030	Smarter Lunch Room - mini	LOCAL		
032	REAP 21-22	FEDERAL		84.358A
033	Box Tops For Education	LOCAL		
034	MSU - School Foods	STATE		
035	School Food Funds	FEDERAL		10.555
036	School Food Equipment	STATE		
037	Bruin Donation	LOCAL		
038	ARP II Homeless Children and Youth	FEDERAL		84.425W
041	Protested Taxes - Plains Pipeline	LOCAL		
046	Voc Rehab/Pre Employment Transition	STATE		
049	Bus Ofc PD	LOCAL		
050	Building Security	LOCAL		
057	Other Bond Projects	LOCAL		
062	Flooring	LOCAL		
063	Landscaping	LOCAL		
092	PEAF Spring 2022	LOCAL		
093	PEAF Spring Orders 2023	LOCAL		
101	Marron CD Scholarshi	LOCAL		
102	CKraft Memorial Scholarship	LOCAL		
103	CARPENTER ANDERSON MEMORIAL	LOCAL		
104	Jim Nielsen Scholarship	LOCAL		
105	Harvest of the Month	STATE		



Submitted Trustees' Financial Summary

FY2022-23

Submit ID: 0828-14077219

Submitted

46 Sheridan County

0828 Plentywood K-12 Schools

Project Reporter Codes

PRC	Title	Program Type	Project Number	CFDA#
108	Lunch Help	LOCAL		
109	Darcy Shoal Nesor Scholarship Fund	LOCAL		
117	Digital Marquee	LOCAL		
118	Technology Donations	LOCAL		
121	ESSER II Funds	FEDERAL		84.425D
122	ESSER III Funds	FEDERAL		84.425U
123	ESSER III - A/C	FEDERAL		84.425U
124	ESSER III - Supplemental	FEDERAL		84.425U
125	ARP - DPHHS Reopening Grant	FEDERAL		93.323
133	REAP 22-23	FEDERAL		84.358A
223	State Vo-Ed 22-23	STATE		
323	Title 22-23	FEDERAL		84.010
376	Transformational Learning Grant	STATE		
773	IDEA B 22-23	FEDERAL		84.027
793	IDEA Preschool 22-23	FEDERAL		84.173
802	LGST	LOCAL		
823	Perkins 22-23	FEDERAL		84.048A



Submitted Trustees' Financial Summary

FY2022-23

Submit ID: 0828-14077219

Submitted

46 Sheridan County

0828 Plentywood K-12 Schools

Balance Sheet

		General Fund	Transportation Fund	Bus Depreciation Reserve Fund	School Food Services Fund
ASSETS, LIABILITIES, AND FUND BALANCE		(01)	(10)	(11)	(12)
ASSETS AND OTHER DEBITS					
01	Cash & Investments (101-119) Less Warrants Payable (620)	530,175.82	176,310.20	281,124.82	16,215.60
02	Taxes Receivable - Real and Personal (120-149)	34,062.06	9,741.20	1,822.22	
03	Taxes Receivable - Protested (150-159)				
04	Receivables from Other Funds (160-179)				
05	Due From Other Governments (180)				13,046.45
06	Other Current Assets (190-210)	3,500.00			
07	Inventories (220 & 230)	32,205.49	6,020.23		15,226.58
08	Prepaid Expenses (240)	86,925.18	13,813.79		
09	Deposits (250)				
20	TOTAL ASSETS AND OTHER DEBITS	686,868.55	205,885.42	282,947.04	44,488.63
DEFERRED OUTFLOWS					
21	Deferred Outflows (501)				
LIABILITIES					
22	Payable to Other Funds (601-606)				
23	Due to Other Governments (611)				
25	Other Current Liabilities (621-679)	1,179.89			223.76
27	Other Liabilities (690 - 699)				
35	TOTAL LIABILITIES	1,179.89			223.76
DEFERRED INFLOWS					
36	Deferred Inflows (680)	34,062.06	9,741.20	1,822.22	
FUND BALANCE/EQUITY					
37	Reserve for Inventories (951)	32,205.49	6,020.23		15,226.58
38	Reserve for Encumbrances (953)	271,580.73	3,077.33		
46	Non-Materialized ANB - Excess Levy				
47	TIF Fund Balance For Budget				
48	Fund Balance for Budget	347,840.38	187,046.66	281,124.82	29,038.29
52	TOTAL FUND BALANCE/EQUITY	651,626.60	196,144.22	281,124.82	44,264.87
53	TOTAL LIABILITIES AND FUND BALANCE	686,868.55	205,885.42	282,947.04	44,488.63



Submitted Trustees' Financial Summary

FY2022-23

Submit ID: 0828-14077219

Submitted

46 Sheridan County

0828 Plentywood K-12 Schools

Balance Sheet

		Tuition Fund	Retirement Fund	Miscellaneous Programs Fund	Adult Education Fund
		(13)	(14)	(15)	(17)
ASSETS, LIABILITIES, AND FUND BALANCE					
ASSETS AND OTHER DEBITS					
01	Cash & Investments (101-119) Less Warrants Payable (620)	15,736.96	148,607.13	300,712.43	16,305.91
02	Taxes Receivable - Real and Personal (120-149)	1,309.55			
03	Taxes Receivable - Protested (150-159)				
04	Receivables from Other Funds (160-179)				
05	Due From Other Governments (180)			20,872.00	
06	Other Current Assets (190-210)				
07	Inventories (220 & 230)				
08	Prepaid Expenses (240)				
09	Deposits (250)				
20	TOTAL ASSETS AND OTHER DEBITS	17,046.51	148,607.13	321,584.43	16,305.91
DEFERRED OUTFLOWS					
21	Deferred Outflows (501)				
LIABILITIES					
22	Payable to Other Funds (601-606)				
23	Due to Other Governments (611)	3,153.14			
25	Other Current Liabilities (621-679)			1,060.35	
27	Other Liabilities (690 - 699)				
35	TOTAL LIABILITIES	3,153.14		1,060.35	
DEFERRED INFLOWS					
36	Deferred Inflows (680)	1,309.55			
FUND BALANCE/EQUITY					
37	Reserve for Inventories (951)				
38	Reserve for Encumbrances (953)			17,364.01	
48	Fund Balance for Budget	12,583.82	148,607.13	303,160.07	16,305.91
52	TOTAL FUND BALANCE/EQUITY	12,583.82	148,607.13	320,524.08	16,305.91
53	TOTAL LIABILITIES AND FUND BALANCE	17,046.51	148,607.13	321,584.43	16,305.91



Submitted Trustees' Financial Summary

FY2022-23

Submit ID: 0828-14077219

Submitted

46 Sheridan County

0828 Plentywood K-12 Schools

Balance Sheet

		Traffic Education Fund	Non-Operating Fund	Lease-Rental Fund	Compensated Absence Fund
		(18)	(19)	(20)	(21)
ASSETS, LIABILITIES, AND FUND BALANCE					
ASSETS AND OTHER DEBITS					
01	Cash & Investments (101-119) Less Warrants Payable (620)	32,790.64		8,370.03	30,202.84
02	Taxes Receivable - Real and Personal (120-149)				
03	Taxes Receivable - Protested (150-159)				
04	Receivables from Other Funds (160-179)				
05	Due From Other Governments (180)	3,300.00			
06	Other Current Assets (190-210)				
07	Inventories (220 & 230)				
08	Prepaid Expenses (240)				
09	Deposits (250)				
20	TOTAL ASSETS AND OTHER DEBITS	36,090.64		8,370.03	30,202.84
DEFERRED OUTFLOWS					
21	Deferred Outflows (501)				
LIABILITIES					
22	Payable to Other Funds (601-606)				
23	Due to Other Governments (611)				
25	Other Current Liabilities (621-679)	58.34			
27	Other Liabilities (690 - 699)				
35	TOTAL LIABILITIES	58.34			
DEFERRED INFLOWS					
36	Deferred Inflows (680)				
FUND BALANCE/EQUITY					
37	Reserve for Inventories (951)				
38	Reserve for Encumbrances (953)				
48	Fund Balance for Budget	36,032.30		8,370.03	30,202.84
52	TOTAL FUND BALANCE/EQUITY	36,032.30		8,370.03	30,202.84
53	TOTAL LIABILITIES AND FUND BALANCE	36,090.64		8,370.03	30,202.84



Submitted Trustees' Financial Summary

FY2022-23

Submit ID: 0828-14077219

Submitted

46 Sheridan County

0828 Plentywood K-12 Schools

Balance Sheet

		Metal Mines Tax Reserve Fund	State Mining Impact Fund	Impact Aid Fund	Litigation Reserve Fund
ASSETS, LIABILITIES, AND FUND BALANCE		(24)	(25)	(26)	(27)
ASSETS AND OTHER DEBITS					
01	Cash & Investments (101-119) Less Warrants Payable (620)				
04	Receivables from Other Funds (160-179)				
05	Due From Other Governments (180)				
06	Other Current Assets (190-210)				
07	Inventories (220 & 230)				
08	Prepaid Expenses (240)				
09	Deposits (250)				
20	TOTAL ASSETS AND OTHER DEBITS				
DEFERRED OUTFLOWS					
21	Deferred Outflows (501)				
LIABILITIES					
22	Payable to Other Funds (601-606)				
23	Due to Other Governments (611)				
25	Other Current Liabilities (621-679)				
27	Other Liabilities (690 - 699)				
35	TOTAL LIABILITIES				
DEFERRED INFLOWS					
36	Deferred Inflows (680)				
FUND BALANCE/EQUITY					
37	Reserve for Inventories (951)				
38	Reserve for Encumbrances (953)				
48	Fund Balance for Budget				
52	TOTAL FUND BALANCE/EQUITY				
53	TOTAL LIABILITIES AND FUND BALANCE				



Submitted Trustees' Financial Summary

FY2022-23

Submit ID: 0828-14077219

Submitted

46 Sheridan County

0828 Plentywood K-12 Schools

Balance Sheet

	Technology Fund	Flexibility Fund	Permanent Endowment Fund	Debt Service Fund
ASSETS, LIABILITIES, AND FUND BALANCE	(28)	(29)	(45)	(50)
ASSETS AND OTHER DEBITS				
01 Cash & Investments (101-119) Less Warrants Payable (620)	3,542.64	706,524.16		20,322.75
02 Taxes Receivable - Real and Personal (120-149)	2,033.25	1,651.65		8,521.00
03 Taxes Receivable - Protested (150-159)				
04 Receivables from Other Funds (160-179)				
05 Due From Other Governments (180)				
06 Other Current Assets (190-210)				
07 Inventories (220 & 230)				
08 Prepaid Expenses (240)				
09 Deposits (250)				
20 TOTAL ASSETS AND OTHER DEBITS	5,575.89	708,175.81		28,843.75
DEFERRED OUTFLOWS				
21 Deferred Outflows (501)				
LIABILITIES				
22 Payable to Other Funds (601-606)				
23 Due to Other Governments (611)				
25 Other Current Liabilities (621-679)				
27 Other Liabilities (690 - 699)				
35 TOTAL LIABILITIES				
DEFERRED INFLOWS				
36 Deferred Inflows (680)	2,033.25	1,651.65		8,521.00
FUND BALANCE/EQUITY				
37 Reserve for Inventories (951)				
38 Reserve for Encumbrances (953)		6,040.00		
39 Reserve for Endowments (954)				
47 TIF Fund Balance For Budget				
48 Fund Balance for Budget	3,542.64	700,484.16		20,322.75
52 TOTAL FUND BALANCE/EQUITY	3,542.64	706,524.16		20,322.75
53 TOTAL LIABILITIES AND FUND BALANCE	5,575.89	708,175.81		28,843.75



Submitted Trustees' Financial Summary

FY2022-23

Submit ID: 0828-14077219

Submitted

46 Sheridan County

0828 Plentywood K-12 Schools

Balance Sheet

	Building Fund	Building Reserve Fund	Day Care Enterprise Fund	Industrial Arts Fund
ASSETS, LIABILITIES, AND FUND BALANCE	(60)	(61)	(70)	(71)
ASSETS AND OTHER DEBITS				
01 Cash & Investments (101-119) Less Warrants Payable (620)	525,352.98	326,065.57		
02 Taxes Receivable - Real and Personal (120-149)		3,128.24		
03 Taxes Receivable - Protested (150-159)				
04 Receivables from Other Funds (160-179)				
05 Due From Other Governments (180)				
06 Other Current Assets (190-210)				
07 Inventories (220 & 230)				
08 Prepaid Expenses (240)				
09 Deposits (250)				
10 Land and Land Improvements (311-322)				
11 Buildings and Building Improvements (331 & 332)				
12 Machinery and Equipment (341 & 342)				
13 Construction Work in Progress (351)				
20 TOTAL ASSETS AND OTHER DEBITS	525,352.98	329,193.81		
DEFERRED OUTFLOWS				
21 Deferred Outflows (501)				
LIABILITIES				
22 Payable to Other Funds (601-606)				
23 Due to Other Governments (611)				
25 Other Current Liabilities (621-679)		375.58		
27 Other Liabilities (690 - 699)				
29 Notes Payable - Noncurrent (720)				
30 Lease Obligations Payable (730)				
32 Compensated Absences Payable (760)				
33 Net Pension Liability (770)				
35 TOTAL LIABILITIES		375.58		
DEFERRED INFLOWS				
36 Deferred Inflows (680)		3,128.24		
FUND BALANCE/EQUITY				
37 Reserve for Inventories (951)				
38 Reserve for Encumbrances (953)	30,005.00	1,683.56		
41 Unrestricted Net Assets (940)				
47 TIF Fund Balance For Budget				
48 Fund Balance for Budget	495,347.98	324,006.43		
50 Invested in Capital Assets, Net of Related Debt				
52 TOTAL FUND BALANCE/EQUITY	525,352.98	325,689.99		
53 TOTAL LIABILITIES AND FUND BALANCE	525,352.98	329,193.81		



Submitted Trustees' Financial Summary

FY2022-23

Submit ID: 0828-14077219

Submitted

46 Sheridan County

0828 Plentywood K-12 Schools

Balance Sheet

		Miscellaneous Enterprise Fund	Data Processing Internal Service Fund	Purchasing Internal Service Fund	Central Transportation Internal Service Fund
ASSETS, LIABILITIES, AND FUND BALANCE		(72)	(73)	(74)	(75)
ASSETS AND OTHER DEBITS					
01	Cash & Investments (101-119) Less Warrants Payable (620)				
04	Receivables from Other Funds (160-179)				
05	Due From Other Governments (180)				
06	Other Current Assets (190-210)				
07	Inventories (220 & 230)				
08	Prepaid Expenses (240)				
09	Deposits (250)				
10	Land and Land Improvements (311-322)				
11	Buildings and Building Improvements (331 & 332)				
12	Machinery and Equipment (341 & 342)				
13	Construction Work in Progress (351)				
20	TOTAL ASSETS AND OTHER DEBITS				
DEFERRED OUTFLOWS					
21	Deferred Outflows (501)				
LIABILITIES					
22	Payable to Other Funds (601-606)				
23	Due to Other Governments (611)				
25	Other Current Liabilities (621-679)				
27	Other Liabilities (690 - 699)				
29	Notes Payable - Noncurrent (720)				
30	Lease Obligations Payable (730)				
32	Compensated Absences Payable (760)				
33	Net Pension Liability (770)				
35	TOTAL LIABILITIES				
DEFERRED INFLOWS					
36	Deferred Inflows (680)				
FUND BALANCE/EQUITY					
38	Reserve for Encumbrances (953)				
41	Unrestricted Net Assets (940)				
50	Invested in Capital Assets, Net of Related Debt				
52	TOTAL FUND BALANCE/EQUITY				
53	TOTAL LIABILITIES AND FUND BALANCE				



Submitted Trustees' Financial Summary

FY2022-23

Submit ID: 0828-14077219

Submitted

46 Sheridan County

0828 Plentywood K-12 Schools

Balance Sheet

		Instructional Materials Ctr Internal Service Fund	Miscellaneous Internal Service Fund	Self Insurance Fund - Health	Self Insurance Fund - Liability
ASSETS, LIABILITIES, AND FUND BALANCE		(76)	(77)	(78)	(79)
ASSETS AND OTHER DEBITS					
01	Cash & Investments (101-119) Less Warrants Payable (620)				
04	Receivables from Other Funds (160-179)				
05	Due From Other Governments (180)				
06	Other Current Assets (190-210)				
07	Inventories (220 & 230)				
08	Prepaid Expenses (240)				
09	Deposits (250)				
10	Land and Land Improvements (311-322)				
11	Buildings and Building Improvements (331 & 332)				
12	Machinery and Equipment (341 & 342)				
13	Construction Work in Progress (351)				
20	TOTAL ASSETS AND OTHER DEBITS				
DEFERRED OUTFLOWS					
21	Deferred Outflows (501)				
LIABILITIES					
22	Payable to Other Funds (601-606)				
23	Due to Other Governments (611)				
25	Other Current Liabilities (621-679)				
27	Other Liabilities (690 - 699)				
29	Notes Payable - Noncurrent (720)				
30	Lease Obligations Payable (730)				
32	Compensated Absences Payable (760)				
33	Net Pension Liability (770)				
35	TOTAL LIABILITIES				
DEFERRED INFLOWS					
36	Deferred Inflows (680)				
FUND BALANCE/EQUITY					
38	Reserve for Encumbrances (953)				
39	Reserve for Endowments (954)				
41	Unrestricted Net Assets (940)				
48	Fund Balance for Budget				
50	Invested in Capital Assets, Net of Related Debt				
52	TOTAL FUND BALANCE/EQUITY				
53	TOTAL LIABILITIES AND FUND BALANCE				



Submitted Trustees' Financial Summary

FY2022-23

Submit ID: 0828-14077219

Submitted

46 Sheridan County

0828 Plentywood K-12 Schools

Balance Sheet

	Private Purpose Trust (spend interest only)	Interlocal Agreement Fund	Student Extracurricular Activities Fund	Private Purpose Trust (spend principal & interest)
ASSETS, LIABILITIES, AND FUND BALANCE	(81)	(82)	(84)	(85)
ASSETS AND OTHER DEBITS				
01 Cash & Investments (101-119) Less Warrants Payable (620)	73,192.91		151,644.52	
04 Receivables from Other Funds (160-179)				
05 Due From Other Governments (180)				
06 Other Current Assets (190-210)				
07 Inventories (220 & 230)				
08 Prepaid Expenses (240)				
09 Deposits (250)				
20 TOTAL ASSETS AND OTHER DEBITS	73,192.91		151,644.52	
DEFERRED OUTFLOWS				
21 Deferred Outflows (501)				
LIABILITIES				
22 Payable to Other Funds (601-606)				
23 Due to Other Governments (611)				
25 Other Current Liabilities (621-679)				
27 Other Liabilities (690 - 699)				
35 TOTAL LIABILITIES				
DEFERRED INFLOWS				
36 Deferred Inflows (680)				
FUND BALANCE/EQUITY				
37 Reserve for Inventories (951)				
38 Reserve for Encumbrances (953)				
39 Reserve for Endowments (954)				
45 Assets Held in Trusts	73,192.91		151,644.52	
52 TOTAL FUND BALANCE/EQUITY	73,192.91		151,644.52	
53 TOTAL LIABILITIES AND FUND BALANCE	73,192.91		151,644.52	



Submitted Trustees' Financial Summary

FY2022-23

Submit ID: 0828-14077219

Submitted

46 Sheridan County

0828 Plentywood K-12 Schools

Balance Sheet

		Payroll Clearing Fund	Claims Clearing Fund	Investment Earnings Clearing Fund	Retirement/COBRA Insurance Fund
ASSETS, LIABILITIES, AND FUND BALANCE		(86)	(87)	(88)	(89)
ASSETS AND OTHER DEBITS					
01	Cash & Investments (101-119) Less Warrants Payable (620)	139,316.37	105,497.38		
04	Receivables from Other Funds (160-179)				
05	Due From Other Governments (180)				
06	Other Current Assets (190-210)				
20	TOTAL ASSETS AND OTHER DEBITS	139,316.37	105,497.38		
LIABILITIES					
22	Payable to Other Funds (601-606)				
23	Due to Other Governments (611)				
24	Warrants Payable (620)	47,581.29	105,497.38		
25	Other Current Liabilities (621-679)	91,735.08			
35	TOTAL LIABILITIES	139,316.37	105,497.38		
FUND BALANCE/EQUITY					
52	TOTAL FUND BALANCE/EQUITY				
53	TOTAL LIABILITIES AND FUND BALANCE	139,316.37	105,497.38		



Submitted Trustees' Financial Summary

FY2022-23

Submit ID: 0828-14077219

Submitted

46 Sheridan County

0828 Plentywood K-12 Schools

Balance Sheet

		Custodial Fund - A	Custodial Fund - B	Custodial Fund - C	Custodial Fund - D
		(90)	(91)	(92)	(93)
ASSETS, LIABILITIES, AND FUND BALANCE					
ASSETS AND OTHER DEBITS					
01	Cash & Investments (101-119) Less Warrants Payable (620)	980.77			
04	Receivables from Other Funds (160-179)				
05	Due From Other Governments (180)	123.41			
06	Other Current Assets (190-210)				
20	TOTAL ASSETS AND OTHER DEBITS	1,104.18			
LIABILITIES					
22	Payable to Other Funds (601-606)				
23	Due to Other Governments (611)				
24	Warrants Payable (620)				
25	Other Current Liabilities (621-679)	1,104.18			
35	TOTAL LIABILITIES	1,104.18			
FUND BALANCE/EQUITY					
52	TOTAL FUND BALANCE/EQUITY				
53	TOTAL LIABILITIES AND FUND BALANCE	1,104.18			



Submitted Trustees' Financial Summary

FY2022-23

Submit ID: 0828-14077219

Submitted

46 Sheridan County

0828 Plentywood K-12 Schools

Balance Sheet

		Custodial Fund - E	Cafeteria/Flex Plan Fund		
ASSETS, LIABILITIES, AND FUND BALANCE		(94)	(95)		
ASSETS AND OTHER DEBITS					
01	Cash & Investments (101-119) Less Warrants Payable (620)		14,070.79		
04	Receivables from Other Funds (160-179)				
05	Due From Other Governments (180)				
06	Other Current Assets (190-210)				
20	TOTAL ASSETS AND OTHER DEBITS		14,070.79		
LIABILITIES					
22	Payable to Other Funds (601-606)				
23	Due to Other Governments (611)				
24	Warrants Payable (620)				
25	Other Current Liabilities (621-679)		14,070.79		
35	TOTAL LIABILITIES		14,070.79		
FUND BALANCE/EQUITY					
52	TOTAL FUND BALANCE/EQUITY				
53	TOTAL LIABILITIES AND FUND BALANCE		14,070.79		



Submitted Trustees' Financial Summary

FY2022-23

Submit ID: 0828-14077219

Submitted

46 Sheridan County

0828 Plentywood K-12 Schools

Schedule of Revenues, Expenditures and Changes in Fund Balance

01 - General Fund

Current Revenues, Other Financing Sources and Residual Equity Transfers In: Fund Code 01

PRC	Revenue	2022 Value	2023 Value
	1111 District Levy - Real Property	1,039,518.48	1,028,407.69
	1112 District Levy - Personal Property	25,915.53	33,175.35
	1114 District Levy - Personal Property/Mobile Homes	7,431.30	6,602.53
	1117 District Levy - Distribution of Prior Year Protested/Delinquent Taxes	32,619.00	15,672.58
	1130 Tax Title and Property Sales	3,536.74	0.00
	1190 Penalties and Interest on Taxes	10,849.93	2,543.84
	1510 Interest Earnings	1,118.67	18,514.50
	3110 Direct State Aid	1,309,609.43	1,359,795.90
	3111 Quality Educator	110,012.50	140,616.00
	3112 At Risk Student	7,457.53	6,549.86
	3113 Indian Education For All	8,512.50	8,823.12
	3114 American Indian Achievement Gap	2,230.00	2,977.00
	3115 State Special Education Allowable Cost Payment to Districts	105,873.32	91,733.69
	3116 Data For Achievement	8,148.75	8,447.91
	3120 State - Guaranteed Tax Base Aid	626,588.57	709,602.48
	6100 Material Prior Period Revenue Adjustments	819.39	5,055.46
041	Protested Taxes - Plains Pipeline		
	6100 Material Prior Period Revenue Adjustments	-29,477.35	29,477.35
Total Current Revenues, Other Financing Sources and Residual Equity Transfers In:		3,270,764.29	3,467,995.26

Current Expenditures, Other Financing Uses and Residual Equity Transfers Out: Fund Code 01

PRC	Program	Function	Object	2022 Value	2023 Value
	180	Summer School			
		1XXX	Instruction		
			1XX Personal Services - Salaries	0.00	8,312.50
			2XX Personal Services - Employee Benefits	0.00	45.63
	1XX	Regular Education Programs - Elementary/Secondary			
		1XXX	Instruction		
			1XX Personal Services - Salaries	1,376,051.13	1,152,665.20
			2XX Personal Services - Employee Benefits	212,919.83	189,379.63
			3XX Purchased Professional and Technical Services	5,575.15	781.00
			4XX Purchased Property Services	7,218.84	4,522.50
			5XX Other Purchased Services	1,494.04	2,605.07
			6XX Supplies and Materials	46,017.66	66,260.33
		21XX	Support Services - Students		
			1XX Personal Services - Salaries	48,047.00	51,321.19
			2XX Personal Services - Employee Benefits	8,773.43	9,117.95
			3XX Purchased Professional and Technical Services	5,125.00	6,390.50



Submitted Trustees' Financial Summary

FY2022-23

Submit ID: 0828-14077219

Submitted

46 Sheridan County

0828 Plentywood K-12 Schools

Current Expenditures, Other Financing Uses and Residual Equity Transfers Out:					Fund Code 01
PRC	Program	Function	Object	2022 Value	2023 Value
			6XX Supplies and Materials	53.40	0.00
		221X Improvement of Instruction Services			
			5XX Other Purchased Services	97.92	845.84
		222X Educational Media Services			
			1XX Personal Services - Salaries	84,886.00	84,893.72
			2XX Personal Services - Employee Benefits	8,930.34	9,235.48
			6XX Supplies and Materials	2,432.15	3,456.99
		23XX Support Services - General Administration			
			1XX Personal Services - Salaries	62,065.10	60,382.33
			2XX Personal Services - Employee Benefits	15,131.58	17,195.24
			3XX Purchased Professional and Technical Services	2,667.70	27,218.98
			5XX Other Purchased Services	81,637.02	88,915.76
			6XX Supplies and Materials	3,971.59	7,839.80
			810 Dues and Fees	14,532.00	20,980.85
		24XX Support Services - School Administration			
			1XX Personal Services - Salaries	88,079.36	130,638.32
			2XX Personal Services - Employee Benefits	12,961.35	31,769.54
			3XX Purchased Professional and Technical Services	1,020.00	0.00
			5XX Other Purchased Services	10,006.40	11,036.86
			6XX Supplies and Materials	5,427.86	4,983.99
			810 Dues and Fees	375.00	0.00
		25XX Support Services - Business			
			1XX Personal Services - Salaries	79,226.02	90,160.15
			2XX Personal Services - Employee Benefits	8,936.68	9,234.92
			3XX Purchased Professional and Technical Services	67,900.30	83,580.76
			5XX Other Purchased Services	1,728.71	2,741.60
			6XX Supplies and Materials	3,262.33	18,351.84
			810 Dues and Fees	643.26	175.00
		26XX Operation and Maintenance of Plant Services			
			1XX Personal Services - Salaries	123,227.39	76,178.35
			2XX Personal Services - Employee Benefits	29,318.88	21,781.76
			3XX Purchased Professional and Technical Services	360.00	1,609.73
			4XX Purchased Property Services	122,681.53	261,968.06
			6XX Supplies and Materials	1,662.24	2,099.72
			810 Dues and Fees	35.00	36.00
		27XX Student Transportation Services			
			1XX Personal Services - Salaries	193.75	433.02
			2XX Personal Services - Employee Benefits	11.71	14.81
	280 Special Education - Local and State				
		1XXX Instruction			
			1XX Personal Services - Salaries	122,892.41	87,677.30
			2XX Personal Services - Employee Benefits	34,158.37	24,321.51



Submitted Trustees' Financial Summary

FY2022-23

Submit ID: 0828-14077219

Submitted

46 Sheridan County

0828 Plentywood K-12 Schools

Current Expenditures, Other Financing Uses and Residual Equity Transfers Out:					Fund Code 01
PRC	Program	Function	Object	2022 Value	2023 Value
			3XX Purchased Professional and Technical Services	0.00	1,200.00
			6XX Supplies and Materials	202.77	2,262.52
		62XX Resources Transferred to Other School Districts or Cooperatives			
			920 Resources Transferred to Other School Districts or Cooperatives	129,611.42	137,028.49
365	Indian Education for All				
		1XXX Instruction			
			1XX Personal Services - Salaries	0.00	595.97
			2XX Personal Services - Employee Benefits	0.00	7.26
			6XX Supplies and Materials	0.00	3,421.89
		221X Improvement of Instruction Services			
			3XX Purchased Professional and Technical Services	4,738.00	4,798.00
390	State Career & Technical Education Entitlement - Undistributed				
		1XXX Instruction			
			1XX Personal Services - Salaries	120,446.76	167,593.05
			2XX Personal Services - Employee Benefits	25,735.59	27,107.38
			4XX Purchased Property Services	367.00	0.00
			6XX Supplies and Materials	1,511.41	1,020.43
			810 Dues and Fees	0.00	327.00
420	Title I, Part A, Improving Basic Programs				
		1XXX Instruction			
			1XX Personal Services - Salaries	0.00	22.48
			2XX Personal Services - Employee Benefits	0.00	1,379.68
			6XX Supplies and Materials	0.00	0.40
710	School Sponsored Extracurricular Activities				
		34XX Extracurricular - Activities			
			1XX Personal Services - Salaries	46,038.37	43,056.42
			2XX Personal Services - Employee Benefits	646.44	425.41
			4XX Purchased Property Services	0.00	1,484.00
			5XX Other Purchased Services	20,208.19	21,813.16
			6XX Supplies and Materials	8,130.29	13,811.00
			810 Dues and Fees	439.00	1,363.00
720	School Sponsored Athletics				
		35XX Extracurricular - Athletics			
			1XX Personal Services - Salaries	99,446.82	101,094.12
			2XX Personal Services - Employee Benefits	1,273.60	1,289.03
			3XX Purchased Professional and Technical Services	135.00	0.00
			5XX Other Purchased Services	16,872.77	17,599.26
			6XX Supplies and Materials	32,605.82	29,605.30
			7XX Property and Equipment Acquisition	0.00	13,441.00
			810 Dues and Fees	500.00	0.00



Submitted Trustees' Financial Summary

FY2022-23

Submit ID: 0828-14077219

Submitted

46 Sheridan County

0828 Plentywood K-12 Schools

Current Expenditures, Other Financing Uses and Residual Equity Transfers Out:					Fund Code 01	
PRC	Program	Function	Object		2022 Value	2023 Value
	910	Food Services				
		31XX	Food Services			
			1XX	Personal Services - Salaries	4,095.24	0.00
			2XX	Personal Services - Employee Benefits	23,930.80	18,266.27
	999	Undistributed				
		61XX	Operating Transfers to Other Funds			
			910	Operating Transfers to Other Funds	8,500.00	8,500.00
057	Other Bond Projects					
	1XX	Regular Education Programs - Elementary/Secondary				
		4XXX	Facilities Acquisition and Construction Services			
			7XX	Property and Equipment Acquisition	0.00	25,800.00
Total Current Expenditures, Other Financing Uses and Residual Equity Transfers Out:					3,247,170.72	3,315,472.25

Schedule Of Changes Worksheet					Fund Code 01	
Beginning Fund Balance					250,937.09	(1)
Total Current Revenues, Other Financing Sources and Residual Equity Transfers In					3,467,995.26	(2)
Total Current Expenditures, Other Financing Uses and Residual Equity Transfers Out					3,315,472.25	(3)
Increase/Decrease of Reserve for Inventories						
	This Year	32,205.49	Less Last Year	36,491.13	(4a)	-4,285.64
Increase/Decrease of Reserve for Encumbrances						
	This Year	271,580.73	Less Last Year	19,128.59	(4b)	252,452.14
					248,166.50	(4)
Ending Fund Balance (1 + 2 - 3 + 4)					651,626.60	(5)



Submitted Trustees' Financial Summary

FY2022-23

Submit ID: 0828-14077219

Submitted

46 Sheridan County

0828 Plentywood K-12 Schools

Schedule of Revenues, Expenditures and Changes in Fund Balance

10 - Transportation Fund

Current Revenues, Other Financing Sources and Residual Equity Transfers In:

Fund Code 10

PRC	Revenue	2022 Value	2023 Value
	1111 District Levy - Real Property	280,174.75	301,867.38
	1112 District Levy - Personal Property	6,799.90	10,405.02
	1114 District Levy - Personal Property/Mobile Homes	1,952.49	1,855.29
	1130 Tax Title and Property Sales	859.10	0.00
	1190 Penalties and Interest on Taxes	2,345.73	689.78
	1510 Interest Earnings	579.36	7,424.34
	2220 County On-Schedule Transportation Reimbursement	80,118.82	56,590.74
	3210 State - On-Schedule Transportation Reimbursement	53,542.54	48,788.25
	5200 Sale or Compensation for Loss of Assets	2,270.07	0.00
041	Protested Taxes - Plains Pipeline		
	6100 Material Prior Period Revenue Adjustments	-7,786.00	7,786.00
Total Current Revenues, Other Financing Sources and Residual Equity Transfers In:		420,856.76	435,406.80

Current Expenditures, Other Financing Uses and Residual Equity Transfers Out:

Fund Code 10

PRC	Program	Function	Object	2022 Value	2023 Value
	1XX	Regular Education Programs - Elementary/Secondary			
		23XX	Support Services - General Administration		
			1XX Personal Services - Salaries	28,330.51	28,755.42
			2XX Personal Services - Employee Benefits	7,444.27	8,021.27
			3XX Purchased Professional and Technical Services	0.00	132.87
			5XX Other Purchased Services	11,530.42	10,857.29
		24XX	Support Services - School Administration		
			1XX Personal Services - Salaries	42,078.37	63,058.61
			2XX Personal Services - Employee Benefits	6,378.74	15,861.49
		25XX	Support Services - Business		
			1XX Personal Services - Salaries	19,503.01	20,575.68
			2XX Personal Services - Employee Benefits	98.16	90.30
		26XX	Operation and Maintenance of Plant Services		
			4XX Purchased Property Services	44,444.18	65,060.93
		27XX	Student Transportation Services		
			1XX Personal Services - Salaries	125,092.22	114,242.39
			2XX Personal Services - Employee Benefits	13,601.37	12,455.80
			3XX Purchased Professional and Technical Services	1,986.67	2,298.64
			4XX Purchased Property Services	39,423.73	43,743.27
			5XX Other Purchased Services	1,185.28	43.65
			6XX Supplies and Materials	54,372.71	77,117.00
Total Current Expenditures, Other Financing Uses and Residual Equity Transfers Out:				395,469.64	462,314.61



Submitted Trustees' Financial Summary

FY2022-23

Submit ID: 0828-14077219

Submitted

46 Sheridan County

0828 Plentywood K-12 Schools

Schedule Of Changes Worksheet

Fund Code 10

Beginning Fund Balance	220,139.78	(1)
Total Current Revenues, Other Financing Sources and Residual Equity Transfers In	435,406.80	(2)
Total Current Expenditures, Other Financing Uses and Residual Equity Transfers Out	462,314.61	(3)
Increase/Decrease of Reserve for Inventories		
This Year 6,020.23 Less Last Year 5,980.59 (4a)	39.64	
Increase/Decrease of Reserve for Encumbrances		
This Year 3,077.33 Less Last Year 204.72 (4b)	2,872.61	
	2,912.25	(4)
Ending Fund Balance (1 + 2 - 3 + 4)	196,144.22	(5)



Submitted Trustees' Financial Summary

FY2022-23

Submit ID: 0828-14077219

Submitted

46 Sheridan County

0828 Plentywood K-12 Schools

Schedule of Revenues, Expenditures and Changes in Fund Balance

11 - Bus Depreciation Reserve Fund

Current Revenues, Other Financing Sources and Residual Equity Transfers In:			Fund Code 11
PRC	Revenue	2022 Value	2023 Value
	1111 District Levy - Real Property	56,452.37	55,879.48
	1112 District Levy - Personal Property	1,328.20	1,959.17
	1114 District Levy - Personal Property/Mobile Homes	378.17	349.72
	1130 Tax Title and Property Sales	256.27	0.00
	1190 Penalties and Interest on Taxes	1,251.92	137.40
	1510 Interest Earnings	769.49	10,538.05
041	Protested Taxes - Plains Pipeline		
	6100 Material Prior Period Revenue Adjustments	-1,458.08	1,458.08
Total Current Revenues, Other Financing Sources and Residual Equity Transfers In:		58,978.34	70,321.90

Current Expenditures, Other Financing Uses and Residual Equity Transfers Out:					Fund Code 11	
PRC	Program	Function	Object	2022 Value	2023 Value	
	1XX	Regular Education Programs - Elementary/Secondary				
		27XX	Student Transportation Services			
			7XX	Property and Equipment Acquisition	0.00	75,488.00
Total Current Expenditures, Other Financing Uses and Residual Equity Transfers Out:					0.00	75,488.00

Schedule Of Changes Worksheet					Fund Code 11
Beginning Fund Balance					286,290.92 (1)
Total Current Revenues, Other Financing Sources and Residual Equity Transfers In					70,321.90 (2)
Total Current Expenditures, Other Financing Uses and Residual Equity Transfers Out					75,488.00 (3)
Increase/Decrease of Reserve for Inventories					
	This Year	0.00	Less Last Year	0.00 (4a)	0.00
Increase/Decrease of Reserve for Encumbrances					
	This Year	0.00	Less Last Year	0.00 (4b)	0.00
					0.00 (4)
Ending Fund Balance (1 + 2 - 3 + 4)					281,124.82 (5)



Submitted Trustees' Financial Summary

FY2022-23

Submit ID: 0828-14077219

Submitted

46 Sheridan County

0828 Plentywood K-12 Schools

Schedule of Revenues, Expenditures and Changes in Fund Balance

12 - School Food Services Fund

Current Revenues, Other Financing Sources and Residual Equity Transfers In: Fund Code 12

PRC	Revenue	2022 Value	2023 Value
	1510 Interest Earnings	121.91	1,689.17
	1611 National School Lunch Program	0.00	97,577.22
	1632 Daily Adult Sales	8,724.85	16,524.67
	4550 Federal School Nutrition Reimbursement	237,054.74	115,675.62
	4555 School Nutrition Summer Food Service Program	26,784.96	14,939.89
	6100 Material Prior Period Revenue Adjustments	-1,363.90	0.00
034	MSU - School Foods		
	4610 School Nutrition Discretionary Grant (Direct, Certification, ART, Equipment)	0.00	7,500.00
035	School Food Funds		
	4550 Federal School Nutrition Reimbursement	10,146.00	0.00
	4610 School Nutrition Discretionary Grant (Direct, Certification, ART, Equipment)	0.00	16,479.00
036	School Food Equipment		
	4610 School Nutrition Discretionary Grant (Direct, Certification, ART, Equipment)	0.00	10,000.00
Total Current Revenues, Other Financing Sources and Residual Equity Transfers In:		281,468.56	280,385.57

Current Expenditures, Other Financing Uses and Residual Equity Transfers Out: Fund Code 12

PRC	Program	Function	Object	2022 Value	2023 Value
	910	Food Services			
		26XX	Operation and Maintenance of Plant Services		
			4XX Purchased Property Services	0.00	229.99
		31XX	Food Services		
			1XX Personal Services - Salaries	106,425.98	102,586.93
			2XX Personal Services - Employee Benefits	5,729.10	4,730.84
			4XX Purchased Property Services	5,293.02	0.00
			5XX Other Purchased Services	0.00	798.56
			6XX Supplies and Materials	151,429.64	127,130.44
			7XX Property and Equipment Acquisition	9,180.00	17,568.00
			810 Dues and Fees	699.10	115.00
034	MSU - School Foods				
	461	School Nutrition Discretionary Grant (Direct, Certification, ART, Equipment)			
		31XX	Food Services		
			5XX Other Purchased Services	0.00	1,678.76
035	School Food Funds				
	461	School Nutrition Discretionary Grant (Direct, Certification, ART, Equipment)			
		31XX	Food Services		
			6XX Supplies and Materials	0.00	16,479.00



Submitted Trustees' Financial Summary

FY2022-23

Submit ID: 0828-14077219

Submitted

46 Sheridan County

0828 Plentywood K-12 Schools

Current Expenditures, Other Financing Uses and Residual Equity Transfers Out:					Fund Code 12	
PRC	Program	Function	Object		2022 Value	2023 Value
	910	Food Services				
		31XX	Food Services			
			6XX	Supplies and Materials	0.00	10,894.69
036	School Food Equipment					
	461	School Nutrition Discretionary Grant (Direct, Certification, ART, Equipment)				
		31XX	Food Services			
			7XX	Property and Equipment Acquisition	0.00	10,000.00
Total Current Expenditures, Other Financing Uses and Residual Equity Transfers Out:					278,756.84	292,212.21

Schedule Of Changes Worksheet					Fund Code 12	
Beginning Fund Balance					67,809.17	(1)
Total Current Revenues, Other Financing Sources and Residual Equity Transfers In					280,385.57	(2)
Total Current Expenditures, Other Financing Uses and Residual Equity Transfers Out					292,212.21	(3)
Increase/Decrease of Reserve for Inventories						
	This Year	15,226.58	Less Last Year	16,182.32 (4a)	-955.74	
Increase/Decrease of Reserve for Encumbrances						
	This Year	0.00	Less Last Year	10,761.92 (4b)	-10,761.92	
					-11,717.66	(4)
Ending Fund Balance (1 + 2 - 3 + 4)					44,264.87	(5)



Submitted Trustees' Financial Summary

FY2022-23

Submit ID: 0828-14077219

Submitted

46 Sheridan County

0828 Plentywood K-12 Schools

Schedule of Revenues, Expenditures and Changes in Fund Balance

13 - Tuition Fund

Current Revenues, Other Financing Sources and Residual Equity Transfers In: Fund Code 13

PRC	Revenue	2022 Value	2023 Value
	1111 District Levy - Real Property	30,517.60	41,702.06
	1112 District Levy - Personal Property	753.86	1,376.38
	1114 District Levy - Personal Property/Mobile Homes	224.40	239.57
	1130 Tax Title and Property Sales	94.91	0.00
	1190 Penalties and Interest on Taxes	302.38	78.50
	1510 Interest Earnings	29.60	568.06
041	Protested Taxes - Plains Pipeline		
	6100 Material Prior Period Revenue Adjustments	-1,019.46	1,019.46
Total Current Revenues, Other Financing Sources and Residual Equity Transfers In:		30,903.29	44,984.03

Current Expenditures, Other Financing Uses and Residual Equity Transfers Out: Fund Code 13

PRC	Program	Function	Object	2022 Value	2023 Value
	1XX Regular Education Programs - Elementary/Secondary				
		1XXX Instruction			
			5XX Other Purchased Services	0.00	4,002.38
	280 Special Education - Local and State				
		1XXX Instruction			
			1XX Personal Services - Salaries	31,141.61	17,922.58
			2XX Personal Services - Employee Benefits	6,417.83	9,623.28
			6XX Supplies and Materials	0.00	2,455.42
Total Current Expenditures, Other Financing Uses and Residual Equity Transfers Out:				37,559.44	34,003.66

Schedule Of Changes Worksheet

Fund Code 13

Beginning Fund Balance	1,603.45	(1)
Total Current Revenues, Other Financing Sources and Residual Equity Transfers In	44,984.03	(2)
Total Current Expenditures, Other Financing Uses and Residual Equity Transfers Out	34,003.66	(3)
Increase/Decrease of Reserve for Inventories		
This Year	0.00	
Less Last Year	0.00	(4a)
Increase/Decrease of Reserve for Encumbrances		
This Year	0.00	
Less Last Year	0.00	(4b)
	0.00	(4)
Ending Fund Balance (1 + 2 - 3 + 4)	12,583.82	(5)



Submitted Trustees' Financial Summary

FY2022-23

Submit ID: 0828-14077219

Submitted

46 Sheridan County

0828 Plentywood K-12 Schools

Schedule of Revenues, Expenditures and Changes in Fund Balance

14 - Retirement Fund

Current Revenues, Other Financing Sources and Residual Equity Transfers In:			Fund Code 14
PRC	Revenue	2022 Value	2023 Value
	1510 Interest Earnings	464.57	5,302.47
	2240 County Retirement Distribution	428,628.60	477,000.00
Total Current Revenues, Other Financing Sources and Residual Equity Transfers In:		429,093.17	482,302.47

Current Expenditures, Other Financing Uses and Residual Equity Transfers Out:					Fund Code 14
PRC	Program	Function	Object	2022 Value	2023 Value
	180 Summer School				
		1XXX Instruction			
			2XX Personal Services - Employee Benefits	0.00	1,192.30
	1XX Regular Education Programs - Elementary/Secondary				
		1XXX Instruction			
			2XX Personal Services - Employee Benefits	265,061.91	197,639.95
		21XX Support Services - Students			
			2XX Personal Services - Employee Benefits	8,224.65	8,756.31
		222X Educational Media Services			
			2XX Personal Services - Employee Benefits	14,733.99	14,839.02
		23XX Support Services - General Administration			
			2XX Personal Services - Employee Benefits	15,842.75	15,456.45
		24XX Support Services - School Administration			
			2XX Personal Services - Employee Benefits	20,817.04	32,055.46
		25XX Support Services - Business			
			2XX Personal Services - Employee Benefits	17,556.88	24,848.89
		26XX Operation and Maintenance of Plant Services			
			2XX Personal Services - Employee Benefits	20,459.61	22,103.16
		27XX Student Transportation Services			
			2XX Personal Services - Employee Benefits	18,500.23	16,195.01
	280 Special Education - Local and State				
		1XXX Instruction			
			2XX Personal Services - Employee Benefits	28,446.38	18,538.85
	391 State Career & Technical Education Entitlement - Agriculture				
		1XXX Instruction			
			2XX Personal Services - Employee Benefits	6,012.33	6,017.92
	392 State Career & Technical Education Entitlement - Business				
		1XXX Instruction			
			2XX Personal Services - Employee Benefits	10,521.92	10,715.15
	394 State Career & Technical Education Entitlement - Family & Consumer Sciences				
		1XXX Instruction			
			2XX Personal Services - Employee Benefits	3,521.03	23,946.90



Submitted Trustees' Financial Summary

FY2022-23

Submit ID: 0828-14077219

Submitted

46 Sheridan County

0828 Plentywood K-12 Schools

Current Expenditures, Other Financing Uses and Residual Equity Transfers Out:					Fund Code 14	
PRC	Program	Function	Object	2022 Value	2023 Value	
	610	Adult Continuing Education Programs				
		1XXX	Instruction			
			2XX Personal Services - Employee Benefits	95.59	281.59	
	710	School Sponsored Extracurricular Activities				
		34XX	Extracurricular - Activities			
			2XX Personal Services - Employee Benefits	7,333.76	6,056.27	
	720	School Sponsored Athletics				
		35XX	Extracurricular - Athletics			
			2XX Personal Services - Employee Benefits	11,229.99	10,983.17	
	910	Food Services				
		31XX	Food Services			
			2XX Personal Services - Employee Benefits	16,241.94	16,803.50	
Total Current Expenditures, Other Financing Uses and Residual Equity Transfers Out:				464,600.00	426,429.90	

Schedule Of Changes Worksheet

Fund Code 14

Beginning Fund Balance	92,734.56	(1)
Total Current Revenues, Other Financing Sources and Residual Equity Transfers In	482,302.47	(2)
Total Current Expenditures, Other Financing Uses and Residual Equity Transfers Out	426,429.90	(3)
Increase/Decrease of Reserve for Inventories		
This Year 0.00 Less Last Year 0.00 (4a)	0.00	
Increase/Decrease of Reserve for Encumbrances		
This Year 0.00 Less Last Year 0.00 (4b)	0.00	
	0.00	(4)
Ending Fund Balance (1 + 2 - 3 + 4)	148,607.13	(5)



Submitted Trustees' Financial Summary

FY2022-23

Submit ID: 0828-14077219

Submitted

46 Sheridan County

0828 Plentywood K-12 Schools

Schedule of Revenues, Expenditures and Changes in Fund Balance

15 - Miscellaneous Programs Fund

Current Revenues, Other Financing Sources and Residual Equity Transfers In:		Fund Code 15
PRC	Revenue	2023 Value
001	Fund a Need	
	1900 Other Revenue from Local Sources	15,000.00
002	Stoner Athletic Grant	
	1900 Other Revenue from Local Sources	25,975.58
004	Music Donations	
	1900 Other Revenue from Local Sources	4,311.00
006	Greenhouse Project	
	1900 Other Revenue from Local Sources	2,552.00
007	PEAF Urgent Need	
	1900 Other Revenue from Local Sources	4,859.27
012	McCoy Fund	
	1900 Other Revenue from Local Sources	399.02
016	Lost Books	
	1900 Other Revenue from Local Sources	71.74
026	Summer Feeding Program	
	4700 Federal Miscellaneous Grants from other State Agencies	5,300.00
033	Box Tops For Education	
	1900 Other Revenue from Local Sources	15.60
035	School Food Funds	
	1900 Other Revenue from Local Sources	1,500.00
037	Bruin Donation	
	1900 Other Revenue from Local Sources	500.00
038	ARP II Homeless Children and Youth	
	7380 ARP - Homeless Children and Youth	6,813.00
046	Voc Rehab/Pre Employment Transition	
	4740 Pre-Employment Transition Services (DPHHS)	53,375.00
049	Bus Ofc PD	
	1900 Other Revenue from Local Sources	2,696.05
063	Landscaping	
	1900 Other Revenue from Local Sources	250.00
093	PEAF Spring Orders 2023	
	1900 Other Revenue from Local Sources	8,471.54
108	Lunch Help	
	1900 Other Revenue from Local Sources	400.00
117	Digital Marquee	
	1900 Other Revenue from Local Sources	23,500.00
118	Technology Donations	
	1900 Other Revenue from Local Sources	160.00



Submitted Trustees' Financial Summary

FY2022-23

Submit ID: 0828-14077219

Submitted

46 Sheridan County

0828 Plentywood K-12 Schools

121 ESSER II Funds

7750 CRRSA - State School Emergency Relief Fund 68,146.00

122 ESSER III Funds

6100 Material Prior Period Revenue Adjustments 18,819.00

7850 ARP - State School Emergency Relief Fund 129,558.00

124 ESSER III - Supplemental

7850 ARP - State School Emergency Relief Fund 8,010.00

125 ARP - DPHHS Reopening Grant

7370 ARP - DPHHS - Reopening Schools Grant 100,000.00

133 REAP 22-23

4120 Title V, Part B, Subpart 1, Small Rural Schools Achievement (SRSA) 4,529.00

223 State Vo-Ed 22-23

3900 State - Career & Technical Education 5,947.00

323 Title 22-23

4200 Title I, Part A, Improving Basic Programs 91,201.00

773 IDEA B 22-23

5700 Resources Transferred from Other School Districts or Cooperatives 92,932.00

793 IDEA Preschool 22-23

5700 Resources Transferred from Other School Districts or Cooperatives 1,721.00

802 LGST

1510 Interest Earnings 7,377.96

1900 Other Revenue from Local Sources 3,828.86

823 Perkins 22-23

4510 Carl Perkins (Federal Career & Technical Education) - Basic Grant 7,480.00

Total Current Revenues, Other Financing Sources and Residual Equity Transfers In:

695,699.62

Current Expenditures, Other Financing Uses and Residual Equity Transfers Out:

Fund Code 15

PRC	Program	Function	Object	2022 Value	2023 Value
001	Fund a Need				
	1XX Regular Education Programs - Elementary/Secondary				
	1XXX Instruction				
		3XX Purchased Professional and Technical Services			15,000.00
		001 Subtotal			15,000.00
002	Stoner Athletic Grant				
	720 School Sponsored Athletics				
	35XX Extracurricular - Athletics				
		6XX Supplies and Materials			25,330.39
		7XX Property and Equipment Acquisition			20,000.00
		002 Subtotal			45,330.39
004	Music Donations				
	1XX Regular Education Programs - Elementary/Secondary				
	1XXX Instruction				
		6XX Supplies and Materials			3,280.32
		004 Subtotal			3,280.32



Submitted Trustees' Financial Summary

FY2022-23

Submit ID: 0828-14077219

Submitted

46 Sheridan County

0828 Plentywood K-12 Schools

Current Expenditures, Other Financing Uses and Residual Equity Transfers Out:					Fund Code 15
PRC	Program	Function	Object	2022 Value	2023 Value
006	Greenhouse Project				
	390	State Career & Technical Education Entitlement - Undistributed			
		1XXX	Instruction		
			6XX Supplies and Materials		3,182.88
			006 Subtotal		3,182.88
007	PEAF Urgent Need				
	1XX	Regular Education Programs - Elementary/Secondary			
		1XXX	Instruction		
			6XX Supplies and Materials		1,933.79
	390	State Career & Technical Education Entitlement - Undistributed			
		1XXX	Instruction		
			6XX Supplies and Materials		191.41
			007 Subtotal		2,125.20
009	Larsen Reading				
	1XX	Regular Education Programs - Elementary/Secondary			
		1XXX	Instruction		
			6XX Supplies and Materials		236.45
			009 Subtotal		236.45
012	McCoy Fund				
	1XX	Regular Education Programs - Elementary/Secondary			
		1XXX	Instruction		
			6XX Supplies and Materials		457.05
			012 Subtotal		457.05
015	Teachers Pay Teachers				
	1XX	Regular Education Programs - Elementary/Secondary			
		1XXX	Instruction		
			6XX Supplies and Materials		3,699.95
	280	Special Education - Local and State			
		1XXX	Instruction		
			6XX Supplies and Materials		159.29
	390	State Career & Technical Education Entitlement - Undistributed			
		1XXX	Instruction		
			6XX Supplies and Materials		240.85
			015 Subtotal		4,100.09
026	Summer Feeding Program				
	910	Food Services			
		31XX	Food Services		
			1XX Personal Services - Salaries		4,200.00
			2XX Personal Services - Employee Benefits		800.00
			6XX Supplies and Materials		300.00
			026 Subtotal		5,300.00



Submitted Trustees' Financial Summary

FY2022-23

Submit ID: 0828-14077219

Submitted

46 Sheridan County

0828 Plentywood K-12 Schools

Current Expenditures, Other Financing Uses and Residual Equity Transfers Out: Fund Code 15

PRC	Program	Function	Object	2022 Value	2023 Value
035	School Food Funds				
	910	Food Services			
		31XX	Food Services		
			6XX Supplies and Materials		1,500.00
			035 Subtotal		1,500.00
037	Bruin Donation				
	1XX	Regular Education Programs - Elementary/Secondary			
		1XXX	Instruction		
			6XX Supplies and Materials		1.79
	720	School Sponsored Athletics			
		35XX	Extracurricular - Athletics		
			6XX Supplies and Materials		300.00
			037 Subtotal		301.79
038	ARP II Homeless Children and Youth				
	738	ARP - Homeless Children and Youth			
		1XXX	Instruction		
			1XX Personal Services - Salaries		4,500.00
			2XX Personal Services - Employee Benefits		900.00
			6XX Supplies and Materials		1,413.00
			038 Subtotal		6,813.00
046	Voc Rehab/Pre Employment Transition				
	470	Federal Miscellaneous Grants from other State Agencies			
		1XXX	Instruction		
			1XX Personal Services - Salaries		125.00
			2XX Personal Services - Employee Benefits		22.27
			5XX Other Purchased Services		210.01
			6XX Supplies and Materials		6,178.56
			046 Subtotal		6,535.84
049	Bus Ofc PD				
	1XX	Regular Education Programs - Elementary/Secondary			
		25XX	Support Services - Business		
			5XX Other Purchased Services		1,537.84
			6XX Supplies and Materials		0.42
			049 Subtotal		1,538.26
092	PEAF Spring 2022				
	1XX	Regular Education Programs - Elementary/Secondary			
		1XXX	Instruction		
			3XX Purchased Professional and Technical Services		1,821.42
			6XX Supplies and Materials		852.48
		222X	Educational Media Services		
			6XX Supplies and Materials		1,008.59



Submitted Trustees' Financial Summary

FY2022-23

Submit ID: 0828-14077219

Submitted

46 Sheridan County

0828 Plentywood K-12 Schools

Current Expenditures, Other Financing Uses and Residual Equity Transfers Out:					Fund Code 15
PRC	Program	Function	Object	2022 Value	2023 Value
	390	State Career & Technical Education Entitlement - Undistributed			
		1XXX	Instruction		
			6XX Supplies and Materials		844.24
			092 Subtotal		4,526.73
093	PEAF Spring Orders 2023				
	1XX	Regular Education Programs - Elementary/Secondary			
		1XXX	Instruction		
			6XX Supplies and Materials		6,560.73
		222X	Educational Media Services		
			6XX Supplies and Materials		1,736.65
			093 Subtotal		8,297.38
105	Harvest of the Month				
	1XX	Regular Education Programs - Elementary/Secondary			
		1XXX	Instruction		
			6XX Supplies and Materials		9.68
	390	State Career & Technical Education Entitlement - Undistributed			
		1XXX	Instruction		
			6XX Supplies and Materials		223.86
			105 Subtotal		233.54
121	ESSER II Funds				
	775	CRRSA - State School Emergency Relief Fund - Basic			
		1XXX	Instruction		
			6XX Supplies and Materials		12,210.00
		23XX	Support Services - General Administration		
			3XX Purchased Professional and Technical Services		3,600.00
		258X	Admin. Tech. - Technology Coordinator		
			6XX Supplies and Materials		6,120.00
		25XX	Support Services - Business		
			5XX Other Purchased Services		770.00
		26XX	Operation and Maintenance of Plant Services		
			4XX Purchased Property Services		24,005.00
			6XX Supplies and Materials		19,592.00
		31XX	Food Services		
			6XX Supplies and Materials		1,849.00
			121 Subtotal		68,146.00
122	ESSER III Funds				
	785	ARP - State School Emergency Relief Fund - Basic			
		1XXX	Instruction		
			3XX Purchased Professional and Technical Services		13,771.00
			6XX Supplies and Materials		21,946.79



Submitted Trustees' Financial Summary

FY2022-23

Submit ID: 0828-14077219

Submitted

46 Sheridan County

0828 Plentywood K-12 Schools

Current Expenditures, Other Financing Uses and Residual Equity Transfers Out:					Fund Code 15
PRC	Program	Function	Object	2022 Value	2023 Value
		258X	Admin. Tech. - Technology Coordinator		
		6XX	Supplies and Materials		15,523.91
		25XX	Support Services - Business		
		6XX	Supplies and Materials		48.09
		26XX	Operation and Maintenance of Plant Services		
		6XX	Supplies and Materials		3,680.21
		7XX	Property and Equipment Acquisition		74,436.00
	787	ARP - State School Emergency Relief Fund - Learning Loss			
		1XXX	Instruction		
		6XX	Supplies and Materials		152.00
			122 Subtotal		129,558.00
124	ESSER III - Supplemental				
	786	ARP - State School Emergency Relief Fund - Supplemental			
		258X	Admin. Tech. - Technology Coordinator		
		6XX	Supplies and Materials		7,704.91
		25XX	Support Services - Business		
		6XX	Supplies and Materials		305.09
			124 Subtotal		8,010.00
125	ARP - DPHHS Reopening Grant				
	737	ARP - DPHHS - Reopening Schools Grant			
		26XX	Operation and Maintenance of Plant Services		
		1XX	Personal Services - Salaries		63,000.00
		2XX	Personal Services - Employee Benefits		15,750.00
		6XX	Supplies and Materials		21,250.00
			125 Subtotal		100,000.00
133	REAP 22-23				
	1XX	Regular Education Programs - Elementary/Secondary			
		25XX	Support Services - Business		
		6XX	Supplies and Materials		4,529.00
			133 Subtotal		4,529.00
223	State Vo-Ed 22-23				
	390	State Career & Technical Education Entitlement - Undistributed			
		1XXX	Instruction		
		1XX	Personal Services - Salaries		1,357.75
		2XX	Personal Services - Employee Benefits		300.00
		6XX	Supplies and Materials		4,134.25
		221X	Improvement of Instruction Services		
		5XX	Other Purchased Services		155.00
			223 Subtotal		5,947.00



Submitted Trustees' Financial Summary

FY2022-23

Submit ID: 0828-14077219

Submitted

46 Sheridan County

0828 Plentywood K-12 Schools

Current Expenditures, Other Financing Uses and Residual Equity Transfers Out:					Fund Code 15
PRC	Program	Function	Object	2022 Value	2023 Value
323	Title 22-23				
	1XX Regular Education Programs - Elementary/Secondary				
	1XXX Instruction				
			1XX Personal Services - Salaries		45,766.00
			2XX Personal Services - Employee Benefits		15,535.97
			6XX Supplies and Materials		432.00
	420 Title I, Part A, Improving Basic Programs				
	1XXX Instruction				
			1XX Personal Services - Salaries		23,403.00
			2XX Personal Services - Employee Benefits		6,064.03
			323 Subtotal		91,201.00
773	IDEA B 22-23				
	456 IDEA, Part B, Special Education				
	1XXX Instruction				
			1XX Personal Services - Salaries		70,595.25
			2XX Personal Services - Employee Benefits		22,336.75
			773 Subtotal		92,932.00
793	IDEA Preschool 22-23				
	457 IDEA, Special Education Preschool				
	1XXX Instruction				
			1XX Personal Services - Salaries		1,318.38
			2XX Personal Services - Employee Benefits		402.62
			793 Subtotal		1,721.00
802	LGST				
	1XX Regular Education Programs - Elementary/Secondary				
	1XXX Instruction				
			1XX Personal Services - Salaries		1.33
			2XX Personal Services - Employee Benefits		2.09
			5XX Other Purchased Services		1,060.35
			6XX Supplies and Materials		1.25
	221X Improvement of Instruction Services				
			1XX Personal Services - Salaries		300.00
			2XX Personal Services - Employee Benefits		53.47
	25XX Support Services - Business				
			6XX Supplies and Materials		0.25
	26XX Operation and Maintenance of Plant Services				
			7XX Property and Equipment Acquisition		0.76
	390 State Career & Technical Education Entitlement - Undistributed				
	1XXX Instruction				
			6XX Supplies and Materials		1.06



Submitted Trustees' Financial Summary

FY2022-23

Submit ID: 0828-14077219

Submitted

46 Sheridan County

0828 Plentywood K-12 Schools

Current Expenditures, Other Financing Uses and Residual Equity Transfers Out:

Fund Code 15

PRC	Program	Function	Object	2022 Value	2023 Value
	910	Food Services			
		31XX	Food Services		
			2XX Personal Services - Employee Benefits		3.15
			802 Subtotal		1,423.71
823	Perkins 22-23				
	451	Carl Perkins (Federal Career & Technical Education) - Basic Grant			
		1XXX	Instruction		
			5XX Other Purchased Services		1,120.00
			6XX Supplies and Materials		5,023.00
			810 Dues and Fees		1,337.00
			823 Subtotal		7,480.00
Total Current Expenditures, Other Financing Uses and Residual Equity Transfers Out:					619,706.63

Schedule Of Changes Worksheet

Fund Code 15

Beginning Fund Balance	260,996.34	(1)
Total Current Revenues, Other Financing Sources and Residual Equity Transfers In	695,699.62	(2)
Total Current Expenditures, Other Financing Uses and Residual Equity Transfers Out	619,706.63	(3)
Increase/Decrease of Reserve for Inventories		
This Year 0.00 Less Last Year 0.00 (4a)	0.00	
Increase/Decrease of Reserve for Encumbrances		
This Year 17,364.01 Less Last Year 33,829.26 (4b)	-16,465.25	
	-16,465.25	(4)
Ending Fund Balance (1 + 2 - 3 + 4)	320,524.08	(5)

Project Reporter Summaries

Project Reporter	Revenues	Expenditures	Difference
001 Fund a Need	15,000.00	15,000.00	0.00
002 Stoner Athletic Grant	25,975.58	45,330.39	-19,354.81
004 Music Donations	4,311.00	3,280.32	1,030.68
006 Greenhouse Project	2,552.00	3,182.88	-630.88
007 PEAUF Urgent Need	4,859.27	2,125.20	2,734.07
009 Larsen Reading	0.00	236.45	-236.45
012 McCoy Fund	399.02	457.05	-58.03
015 Teachers Pay Teachers	0.00	4,100.09	-4,100.09
016 Lost Books	71.74	0.00	71.74
026 Summer Feeding Program	5,300.00	5,300.00	0.00
033 Box Tops For Education	15.60	0.00	15.60
035 School Food Funds	1,500.00	1,500.00	0.00
037 Bruin Donation	500.00	301.79	198.21



Submitted Trustees' Financial Summary

FY2022-23

Submit ID: 0828-14077219

Submitted

46 Sheridan County

0828 Plentywood K-12 Schools

Project Reporter Summaries

Project Reporter	Revenues	Expenditures	Difference
038 ARP II Homeless Children and Youth	6,813.00	6,813.00	0.00
046 Voc Rehab/Pre Employment Transition	53,375.00	6,535.84	46,839.16
049 Bus Ofc PD	2,696.05	1,538.26	1,157.79
063 Landscaping	250.00	0.00	250.00
092 PEAf Spring 2022	0.00	4,526.73	-4,526.73
093 PEAf Spring Orders 2023	8,471.54	8,297.38	174.16
105 Harvest of the Month	0.00	233.54	-233.54
108 Lunch Help	400.00	0.00	400.00
117 Digital Marquee	23,500.00	0.00	23,500.00
118 Technology Donations	160.00	0.00	160.00
121 ESSER II Funds	68,146.00	68,146.00	0.00
122 ESSER III Funds	148,377.00	129,558.00	18,819.00
124 ESSER III - Supplemental	8,010.00	8,010.00	0.00
125 ARP - DPHHS Reopening Grant	100,000.00	100,000.00	0.00
133 REAP 22-23	4,529.00	4,529.00	0.00
223 State Vo-Ed 22-23	5,947.00	5,947.00	0.00
323 Title 22-23	91,201.00	91,201.00	0.00
773 IDEA B 22-23	92,932.00	92,932.00	0.00
793 IDEA Preschool 22-23	1,721.00	1,721.00	0.00
802 LGST	11,206.82	1,423.71	9,783.11
823 Perkins 22-23	7,480.00	7,480.00	0.00
Total	695,699.62	619,706.63	75,992.99



Submitted Trustees' Financial Summary

FY2022-23

Submit ID: 0828-14077219

Submitted

46 Sheridan County

0828 Plentywood K-12 Schools

Schedule of Revenues, Expenditures and Changes in Fund Balance

17 - Adult Education Fund

Current Revenues, Other Financing Sources and Residual Equity Transfers In: Fund Code 17

PRC	Revenue	2022 Value	2023 Value
	1340 Fees for Adult Education	920.00	1,880.00
	1510 Interest Earnings	51.44	583.19
Total Current Revenues, Other Financing Sources and Residual Equity Transfers In:		971.44	2,463.19

Current Expenditures, Other Financing Uses and Residual Equity Transfers Out: Fund Code 17

PRC	Program	Function	Object	2022 Value	2023 Value
	610 Adult Continuing Education Programs				
		1XXX Instruction			
			1XX Personal Services - Salaries	937.50	2,710.00
			2XX Personal Services - Employee Benefits	3.80	10.07
			5XX Other Purchased Services	204.75	553.32
			6XX Supplies and Materials	0.00	90.82
Total Current Expenditures, Other Financing Uses and Residual Equity Transfers Out:				1,146.05	3,364.21

Schedule Of Changes Worksheet

Fund Code 17

Beginning Fund Balance	17,206.93	(1)
Total Current Revenues, Other Financing Sources and Residual Equity Transfers In	2,463.19	(2)
Total Current Expenditures, Other Financing Uses and Residual Equity Transfers Out	3,364.21	(3)
Increase/Decrease of Reserve for Inventories		
This Year	0.00	
Less Last Year	0.00	(4a)
Increase/Decrease of Reserve for Encumbrances		
This Year	0.00	
Less Last Year	0.00	(4b)
	0.00	(4)
Ending Fund Balance (1 + 2 - 3 + 4)	16,305.91	(5)



Submitted Trustees' Financial Summary

FY2022-23

Submit ID: 0828-14077219

Submitted

46 Sheridan County

0828 Plentywood K-12 Schools

Schedule of Revenues, Expenditures and Changes in Fund Balance

18 - Traffic Education Fund

Current Revenues, Other Financing Sources and Residual Equity Transfers In:			Fund Code 18
PRC	Revenue	2022 Value	2023 Value
	1311 Driver's Education Fees	3,650.00	11,500.00
	1510 Interest Earnings	71.83	981.43
	3260 State - Driver's Education Reimbursement	3,776.03	4,773.21
Total Current Revenues, Other Financing Sources and Residual Equity Transfers In:		7,497.86	17,254.64

Current Expenditures, Other Financing Uses and Residual Equity Transfers Out:					Fund Code 18	
PRC	Program	Function	Object	2022 Value	2023 Value	
	1XX	Regular Education Programs - Elementary/Secondary				
		1XXX	Instruction			
			1XX	Personal Services - Salaries	5,762.50	7,437.50
			2XX	Personal Services - Employee Benefits	26.94	33.61
			6XX	Supplies and Materials	451.42	651.59
Total Current Expenditures, Other Financing Uses and Residual Equity Transfers Out:					6,240.86	8,122.70

Schedule Of Changes Worksheet					Fund Code 18
Beginning Fund Balance					26,900.36 (1)
Total Current Revenues, Other Financing Sources and Residual Equity Transfers In					17,254.64 (2)
Total Current Expenditures, Other Financing Uses and Residual Equity Transfers Out					8,122.70 (3)
Increase/Decrease of Reserve for Inventories					
	This Year	0.00	Less Last Year	0.00 (4a)	0.00
Increase/Decrease of Reserve for Encumbrances					
	This Year	0.00	Less Last Year	0.00 (4b)	0.00
					0.00 (4)
Ending Fund Balance (1 + 2 - 3 + 4)					36,032.30 (5)



Submitted Trustees' Financial Summary

FY2022-23

Submit ID: 0828-14077219

Submitted

46 Sheridan County

0828 Plentywood K-12 Schools

Schedule of Revenues, Expenditures and Changes in Fund Balance

20 - Lease-Rental Fund

Current Revenues, Other Financing Sources and Residual Equity Transfers In: Fund Code 20

PRC	Revenue	2022 Value	2023 Value
	1510 Interest Earnings	23.96	275.61
Total Current Revenues, Other Financing Sources and Residual Equity Transfers In:		23.96	275.61

Current Expenditures, Other Financing Uses and Residual Equity Transfers Out: Fund Code 20

PRC	Program	Function	Object	2022 Value	2023 Value
Total Current Expenditures, Other Financing Uses and Residual Equity Transfers Out:					0.00

Schedule Of Changes Worksheet

Fund Code 20

Beginning Fund Balance	8,094.42	(1)
Total Current Revenues, Other Financing Sources and Residual Equity Transfers In	275.61	(2)
Total Current Expenditures, Other Financing Uses and Residual Equity Transfers Out	0.00	(3)
Increase/Decrease of Reserve for Inventories		
This Year 0.00 Less Last Year 0.00 (4a)	0.00	
Increase/Decrease of Reserve for Encumbrances		
This Year 0.00 Less Last Year 0.00 (4b)	0.00	
	0.00	(4)
Ending Fund Balance (1 + 2 - 3 + 4)	8,370.03	(5)



Submitted Trustees' Financial Summary

FY2022-23

Submit ID: 0828-14077219

Submitted

46 Sheridan County

0828 Plentywood K-12 Schools

Schedule of Revenues, Expenditures and Changes in Fund Balance

21 - Compensated Absence Fund

Current Revenues, Other Financing Sources and Residual Equity Transfers In: Fund Code 21

PRC	Revenue	2022 Value	2023 Value
	1510 Interest Earnings	82.57	789.92
	5300 Operating Transfers from Other Funds	8,500.00	8,500.00
Total Current Revenues, Other Financing Sources and Residual Equity Transfers In:		8,582.57	9,289.92

Current Expenditures, Other Financing Uses and Residual Equity Transfers Out: Fund Code 21

PRC	Program	Function	Object	2022 Value	2023 Value
	1XX Regular Education Programs - Elementary/Secondary				
	25XX Support Services - Business				
		1XX Personal Services - Salaries		0.00	1,567.20
		2XX Personal Services - Employee Benefits		0.00	0.41
	26XX Operation and Maintenance of Plant Services				
		1XX Personal Services - Salaries		2,730.26	338.52
		2XX Personal Services - Employee Benefits		139.41	21.20
	27XX Student Transportation Services				
		1XX Personal Services - Salaries		2,875.51	0.00
		2XX Personal Services - Employee Benefits		173.48	0.00
	280 Special Education - Local and State				
	1XXX Instruction				
		1XX Personal Services - Salaries		5,022.38	759.64
		2XX Personal Services - Employee Benefits		2,434.23	3.66
	910 Food Services				
	31XX Food Services				
		1XX Personal Services - Salaries		197.80	1,518.68
		2XX Personal Services - Employee Benefits		11.91	51.88
Total Current Expenditures, Other Financing Uses and Residual Equity Transfers Out:				13,584.98	4,261.19



Submitted Trustees' Financial Summary

FY2022-23

Submit ID: 0828-14077219

Submitted

46 Sheridan County

0828 Plentywood K-12 Schools

Schedule Of Changes Worksheet

Fund Code 21

Beginning Fund Balance					25,174.11	(1)
Total Current Revenues, Other Financing Sources and Residual Equity Transfers In					9,289.92	(2)
Total Current Expenditures, Other Financing Uses and Residual Equity Transfers Out					4,261.19	(3)
Increase/Decrease of Reserve for Inventories						
This Year	0.00	Less Last Year	0.00	(4a)	0.00	
Increase/Decrease of Reserve for Encumbrances						
This Year	0.00	Less Last Year	0.00	(4b)	0.00	
					0.00	(4)
Ending Fund Balance (1 + 2 - 3 + 4)					30,202.84	(5)



Submitted Trustees' Financial Summary

FY2022-23

Submit ID: 0828-14077219

Submitted

46 Sheridan County

0828 Plentywood K-12 Schools

Schedule of Revenues, Expenditures and Changes in Fund Balance

28 - Technology Fund

Current Revenues, Other Financing Sources and Residual Equity Transfers In:			Fund Code 28
PRC	Revenue	2022 Value	2023 Value
	1111 District Levy - Real Property	62,227.13	62,698.84
	1112 District Levy - Personal Property	1,501.91	2,173.11
	1114 District Levy - Personal Property/Mobile Homes	428.32	393.31
	1130 Tax Title and Property Sales	180.60	0.00
	1190 Penalties and Interest on Taxes	592.06	145.46
	1510 Interest Earnings	48.02	308.05
	3281 State - Technology Aid	2,002.22	2,671.99
041	Protested Taxes - Plains Pipeline		
	6100 Material Prior Period Revenue Adjustments	-1,662.01	1,662.01
Total Current Revenues, Other Financing Sources and Residual Equity Transfers In:		65,318.25	70,052.77

Current Expenditures, Other Financing Uses and Residual Equity Transfers Out:					Fund Code 28	
PRC	Program	Function	Object	2022 Value	2023 Value	
	1XX	Regular Education Programs - Elementary/Secondary				
		1XXX	Instruction			
			6XX	Supplies and Materials	1,514.40	0.00
		258X	Admin. Tech. - Technology Coordinator			
			1XX	Personal Services - Salaries	14,228.43	49,910.68
			2XX	Personal Services - Employee Benefits	779.83	4,464.74
			3XX	Purchased Professional and Technical Services	41,686.80	23,100.00
			5XX	Other Purchased Services	468.71	492.53
			6XX	Supplies and Materials	12,889.10	2,005.70
Total Current Expenditures, Other Financing Uses and Residual Equity Transfers Out:				71,567.27	79,973.65	

Schedule Of Changes Worksheet

Fund Code 28

Beginning Fund Balance	13,463.52	(1)
Total Current Revenues, Other Financing Sources and Residual Equity Transfers In	70,052.77	(2)
Total Current Expenditures, Other Financing Uses and Residual Equity Transfers Out	79,973.65	(3)
Increase/Decrease of Reserve for Inventories		
This Year	0.00	
Less Last Year	0.00	(4a)
Increase/Decrease of Reserve for Encumbrances		
This Year	0.00	
Less Last Year	0.00	(4b)
	0.00	(4)
Ending Fund Balance (1 + 2 - 3 + 4)	3,542.64	(5)



Submitted Trustees' Financial Summary

FY2022-23

Submit ID: 0828-14077219

Submitted

46 Sheridan County

0828 Plentywood K-12 Schools

Schedule of Revenues, Expenditures and Changes in Fund Balance

29 - Flexibility Fund

Current Revenues, Other Financing Sources and Residual Equity Transfers In: Fund Code 29

PRC	Revenue	2022 Value	2023 Value
	1510 Interest Earnings	1,296.09	21,089.12
	3460 Montana Oil and Gas Tax	118,423.84	161,221.27
	3760 State - Transformational Learning Aid	53,360.00	54,160.00
041	Protested Taxes - Plains Pipeline		
	6100 Material Prior Period Revenue Adjustments	-1,339.57	1,339.57
376	Transformational Learning Grant		
	1110 District Tax Levy	51,930.47	54,377.96
Total Current Revenues, Other Financing Sources and Residual Equity Transfers In:		223,670.83	292,187.92

Current Expenditures, Other Financing Uses and Residual Equity Transfers Out: Fund Code 29

PRC	Program	Function	Object	2022 Value	2023 Value
	1XX	Regular Education Programs - Elementary/Secondary			
		1XXX	Instruction		
			1XX Personal Services - Salaries	4,000.00	0.00
			2XX Personal Services - Employee Benefits	15.58	0.00
			3XX Purchased Professional and Technical Services	1,333.00	0.00
			5XX Other Purchased Services	1,955.32	0.00
		23XX	Support Services - General Administration		
			1XX Personal Services - Salaries	1,500.00	0.00
			2XX Personal Services - Employee Benefits	906.98	0.00
			3XX Purchased Professional and Technical Services	1,800.00	0.00
			5XX Other Purchased Services	1,000.00	0.00
			6XX Supplies and Materials	1,290.19	0.00
		24XX	Support Services - School Administration		
			6XX Supplies and Materials	150.79	0.00
		25XX	Support Services - Business		
			6XX Supplies and Materials	1,318.50	0.00
280	Special Education - Local and State				
		1XXX	Instruction		
			1XX Personal Services - Salaries	0.00	2,000.00
			2XX Personal Services - Employee Benefits	0.00	5.07
			7XX Property and Equipment Acquisition	0.00	10,338.00
910	Food Services				
		31XX	Food Services		
			6XX Supplies and Materials	0.00	6,662.10



Submitted Trustees' Financial Summary

FY2022-23

Submit ID: 0828-14077219

Submitted

46 Sheridan County

0828 Plentywood K-12 Schools

Current Expenditures, Other Financing Uses and Residual Equity Transfers Out:					Fund Code 29	
PRC	Program	Function	Object		2022 Value	2023 Value
376	Transformational Learning Grant					
	376 State - Transformational Learning Aid					
	1XXX Instruction					
			3XX Purchased Professional and Technical Services		7,226.82	0.00
			5XX Other Purchased Services		400.00	0.00
			6XX Supplies and Materials		68,341.02	53,451.11
	21XX Support Services - Students					
			3XX Purchased Professional and Technical Services		0.00	500.00
	221X Improvement of Instruction Services					
			5XX Other Purchased Services		550.00	325.00
Total Current Expenditures, Other Financing Uses and Residual Equity Transfers Out:					91,788.20	73,281.28

Schedule Of Changes Worksheet					Fund Code 29	
Beginning Fund Balance					481,636.99	(1)
Total Current Revenues, Other Financing Sources and Residual Equity Transfers In					292,187.92	(2)
Total Current Expenditures, Other Financing Uses and Residual Equity Transfers Out					73,281.28	(3)
Increase/Decrease of Reserve for Inventories						
	This Year	0.00	Less Last Year	0.00	(4a)	0.00
Increase/Decrease of Reserve for Encumbrances						
	This Year	6,040.00	Less Last Year	59.47	(4b)	5,980.53
					5,980.53	(4)
Ending Fund Balance (1 + 2 - 3 + 4)					706,524.16	(5)



Submitted Trustees' Financial Summary

FY2022-23

Submit ID: 0828-14077219

Submitted

46 Sheridan County

0828 Plentywood K-12 Schools

Schedule of Revenues, Expenditures and Changes in Fund Balance

50 - Debt Service Fund

Current Revenues, Other Financing Sources and Residual Equity Transfers In: Fund Code 50

PRC	Revenue	2022 Value	2023 Value
	1111 District Levy - Real Property	263,301.01	259,924.27
	1112 District Levy - Personal Property	6,475.64	9,093.82
	1114 District Levy - Personal Property/Mobile Homes	1,898.11	1,641.95
	1130 Tax Title and Property Sales	771.87	0.00
	1190 Penalties and Interest on Taxes	1,953.28	623.56
	1510 Interest Earnings	336.75	3,945.91
	3120 State - Guaranteed Tax Base Aid	5,514.52	5,834.24
041	Protested Taxes - Plains Pipeline		
	6100 Material Prior Period Revenue Adjustments	-8,177.22	8,177.22
Total Current Revenues, Other Financing Sources and Residual Equity Transfers In:		272,073.96	289,240.97

Current Expenditures, Other Financing Uses and Residual Equity Transfers Out: Fund Code 50

PRC	Program	Function	Object	2022 Value	2023 Value
	1XX	Regular Education Programs - Elementary/Secondary			
		51XX	General Obligation Bonds, Special Assessments and Interest		
			840 Principal On Debt	170,000.00	170,000.00
			850 Interest on Debt	97,850.00	95,300.00
			860 Agent Fees/Issuance Costs	500.00	500.00
Total Current Expenditures, Other Financing Uses and Residual Equity Transfers Out:				268,350.00	265,800.00

Schedule Of Changes Worksheet

Fund Code 50

Beginning Fund Balance	-3,118.22	(1)
Total Current Revenues, Other Financing Sources and Residual Equity Transfers In	289,240.97	(2)
Total Current Expenditures, Other Financing Uses and Residual Equity Transfers Out	265,800.00	(3)
Increase/Decrease of Reserve for Inventories		
This Year	0.00	
Less Last Year	0.00	(4a)
Increase/Decrease of Reserve for Encumbrances		
This Year	0.00	
Less Last Year	0.00	(4b)
	0.00	(4)
Ending Fund Balance (1 + 2 - 3 + 4)	20,322.75	(5)



Submitted Trustees' Financial Summary

FY2022-23

Submit ID: 0828-14077219

Submitted

46 Sheridan County

0828 Plentywood K-12 Schools

Schedule of Revenues, Expenditures and Changes in Fund Balance

60 - Building Fund

Current Revenues, Other Financing Sources and Residual Equity Transfers In:			Fund Code 60
PRC	Revenue	2022 Value	2023 Value
	1510 Interest Earnings	1,860.05	20,288.56
Total Current Revenues, Other Financing Sources and Residual Equity Transfers In:		1,860.05	20,288.56

Current Expenditures, Other Financing Uses and Residual Equity Transfers Out:					Fund Code 60
PRC	Program	Function	Object	2022 Value	2023 Value
050	Building Security				
	1XX Regular Education Programs - Elementary/Secondary				
		26XX Operation and Maintenance of Plant Services			
			4XX Purchased Property Services	10,742.00	47,250.00
			7XX Property and Equipment Acquisition	0.00	26,010.00
057	Other Bond Projects				
	1XX Regular Education Programs - Elementary/Secondary				
		4XXX Facilities Acquisition and Construction Services			
			4XX Purchased Property Services	75,100.00	0.00
			7XX Property and Equipment Acquisition	0.00	49,000.00
062	Flooring				
	1XX Regular Education Programs - Elementary/Secondary				
		26XX Operation and Maintenance of Plant Services			
			4XX Purchased Property Services	0.00	15,679.50
		4XXX Facilities Acquisition and Construction Services			
			4XX Purchased Property Services	18,653.77	0.00
Total Current Expenditures, Other Financing Uses and Residual Equity Transfers Out:				104,495.77	137,939.50

Schedule Of Changes Worksheet

Fund Code 60

Beginning Fund Balance	618,369.92	(1)
Total Current Revenues, Other Financing Sources and Residual Equity Transfers In	20,288.56	(2)
Total Current Expenditures, Other Financing Uses and Residual Equity Transfers Out	137,939.50	(3)
Increase/Decrease of Reserve for Inventories		
This Year 0.00 Less Last Year 0.00 (4a)	0.00	
Increase/Decrease of Reserve for Encumbrances		
This Year 30,005.00 Less Last Year 5,371.00 (4b)	24,634.00	
	24,634.00	(4)
Ending Fund Balance (1 + 2 - 3 + 4)	525,352.98	(5)



Submitted Trustees' Financial Summary

FY2022-23

Submit ID: 0828-14077219

Submitted

46 Sheridan County

0828 Plentywood K-12 Schools

Schedule of Revenues, Expenditures and Changes in Fund Balance

61 - Building Reserve Fund

Current Revenues, Other Financing Sources and Residual Equity Transfers In:				Fund Code 61
PRC	Revenue	2022 Value	2023 Value	
	1111 District Levy - Real Property	95,710.58	96,470.60	
	1112 District Levy - Personal Property	2,310.26	3,343.55	
	1114 District Levy - Personal Property/Mobile Homes	658.91	604.99	
	1130 Tax Title and Property Sales	277.88	0.00	
	1190 Penalties and Interest on Taxes	910.59	223.76	
	1510 Interest Earnings	888.48	9,918.26	
	1900 Other Revenue from Local Sources	185.00	200.00	
041	Protested Taxes - Plains Pipeline			
	6100 Material Prior Period Revenue Adjustments	-2,558.19	2,558.19	
Total Current Revenues, Other Financing Sources and Residual Equity Transfers In:		98,383.51	113,319.35	

Current Expenditures, Other Financing Uses and Residual Equity Transfers Out:				Fund Code 61
PRC	Program	Function	Object	2022 Value 2023 Value
	1XX	Regular Education Programs - Elementary/Secondary		
		26XX	Operation and Maintenance of Plant Services	
			3XX Purchased Professional and Technical Services	965.00 1,805.00
			4XX Purchased Property Services	38,613.00 49,297.32
			5XX Other Purchased Services	63.74 50.94
			6XX Supplies and Materials	50,009.74 34,844.73
			8XX Other Expenditures	216.00 0.00
		4XXX	Facilities Acquisition and Construction Services	
			7XX Property and Equipment Acquisition	9,180.00 0.00
Total Current Expenditures, Other Financing Uses and Residual Equity Transfers Out:				99,047.48 85,997.99

Schedule Of Changes Worksheet				Fund Code 61
Beginning Fund Balance				307,486.07 (1)
Total Current Revenues, Other Financing Sources and Residual Equity Transfers In				113,319.35 (2)
Total Current Expenditures, Other Financing Uses and Residual Equity Transfers Out				85,997.99 (3)
Increase/Decrease of Reserve for Inventories				
This Year	0.00	Less Last Year	0.00 (4a)	0.00
Increase/Decrease of Reserve for Encumbrances				
This Year	1,683.56	Less Last Year	10,801.00 (4b)	-9,117.44
				-9,117.44 (4)
Ending Fund Balance (1 + 2 - 3 + 4)				325,689.99 (5)



Submitted Trustees' Financial Summary

FY2022-23

Submit ID: 0828-14077219

Submitted

46 Sheridan County

0828 Plentywood K-12 Schools

Schedule of Revenues, Expenditures and Changes in Fund Balance

81 - Private Purpose Trust (spend interest only)

Current Revenues, Other Financing Sources and Residual Equity Transfers In:				Fund Code 81
PRC	Revenue	2022 Value	2023 Value	
101	Marron CD Scholarshi			
	1510 Interest Earnings	97.98	1,165.12	
102	CKraft Memorial Scholarship			
	1510 Interest Earnings	65.28	776.70	
	1900 Other Revenue from Local Sources	0.00	1,000.00	
103	CARPENTER ANDERSON MEMORIAL			
	1900 Other Revenue from Local Sources	1,000.00	1,000.00	
104	Jim Nielsen Scholarship			
	1900 Other Revenue from Local Sources	0.00	16,448.67	
Total Current Revenues, Other Financing Sources and Residual Equity Transfers In:		1,163.26	20,390.49	

Current Expenditures, Other Financing Uses and Residual Equity Transfers Out:					Fund Code 81
PRC	Program	Function	Object	2022 Value	2023 Value
101	Marron CD Scholarshi				
	1XX Regular Education Programs - Elementary/Secondary				
	1XXX Instruction				
			870 Student Scholarships	1,000.00	1,000.00
103	CARPENTER ANDERSON MEMORIAL				
	1XX Regular Education Programs - Elementary/Secondary				
	1XXX Instruction				
			870 Student Scholarships	0.00	500.00
109	Darcy Shoal Nesor Scholarship Fund				
	1XX Regular Education Programs - Elementary/Secondary				
	1XXX Instruction				
			870 Student Scholarships	0.00	1,000.00
Total Current Expenditures, Other Financing Uses and Residual Equity Transfers Out:				1,000.00	2,500.00



Submitted Trustees' Financial Summary

FY2022-23

Submit ID: 0828-14077219

Submitted

46 Sheridan County

0828 Plentywood K-12 Schools

Schedule Of Changes Worksheet

Fund Code 81

Beginning Fund Balance					55,302.42	(1)
Total Current Revenues, Other Financing Sources and Residual Equity Transfers In					20,390.49	(2)
Total Current Expenditures, Other Financing Uses and Residual Equity Transfers Out					2,500.00	(3)
Increase/Decrease of Reserve for Inventories						
This Year	0.00	Less Last Year	0.00	(4a)	0.00	
Increase/Decrease of Reserve for Encumbrances						
This Year	0.00	Less Last Year	0.00	(4b)	0.00	
					0.00	(4)
Ending Fund Balance (1 + 2 - 3 + 4)					73,192.91	(5)



Submitted Trustees' Financial Summary

FY2022-23

Submit ID: 0828-14077219

Submitted

46 Sheridan County

0828 Plentywood K-12 Schools

Schedule of Revenues, Expenditures and Changes in Fund Balance

84 - Student Extracurricular Activities Fund

Current Revenues, Other Financing Sources and Residual Equity Transfers In: Fund Code 84

PRC	Revenue	2022 Value	2023 Value
	1XXX Revenues from Student Activities	148,901.99	200,775.43
Total Current Revenues, Other Financing Sources and Residual Equity Transfers In:		148,901.99	200,775.43

Current Expenditures, Other Financing Uses and Residual Equity Transfers Out: Fund Code 84

PRC	Program	Function	Object	2022 Value	2023 Value
	7XX Extracurricular Athletics and Activities				
		3XXX Operation of Non-Educational Services			
			XXX Student Extracurricular	132,386.51	180,271.71
Total Current Expenditures, Other Financing Uses and Residual Equity Transfers Out:				132,386.51	180,271.71

Schedule Of Changes Worksheet

Fund Code 84

Beginning Fund Balance	131,140.80	(1)
Total Current Revenues, Other Financing Sources and Residual Equity Transfers In	200,775.43	(2)
Total Current Expenditures, Other Financing Uses and Residual Equity Transfers Out	180,271.71	(3)
Increase/Decrease of Reserve for Inventories		
This Year	0.00	
Less Last Year	0.00	(4a)
Increase/Decrease of Reserve for Encumbrances		
This Year	0.00	
Less Last Year	0.00	(4b)
	0.00	(4)
Ending Fund Balance (1 + 2 - 3 + 4)	151,644.52	(5)



Submitted Trustees' Financial Summary

FY2022-23

Submit ID: 0828-14077219

Submitted

46 Sheridan County

0828 Plentywood K-12 Schools

Detail Expenditure

Fund	Account	Description	2022 Value	2023 Value
XX	280 1XXX 112	Certified Teacher Staff Salaries	95,983.45	38,815.00
XX	39X 1XXX 112	Certified Teacher Staff Salaries	112,747.46	158,998.00
XX	457 1XXX 112	Certified Teacher Staff Salaries	1,484.58	1,318.38
XX	XXX 1XXX 112	Certified Teacher Staff Salaries	1,357,547.45	1,165,426.86
XX	XXX 1XXX 640	Textbooks and Other Printed Materials - No On-line Services	10,930.78	21,580.69
XX	XXX 26XX 41X	Energy Utility Services	141,871.03	152,709.90
XX	XXX 4XXX 725	Major Construction Services	0.00	74,800.00
XX	XXX XXXX 355	Technology Contracted Services	3,524.00	4,150.00
XX	XXX XXXX 535	Technology Communication Services	0.00	700.00
XX	XXX XXXX 561	Tuition to Other School Districts Within the State	0.00	4,002.38
XX	XXX XXXX 682	Technology Supplies	199,008.39	79,341.78
XX	XXX XXXX 735	Technology Equipment and Software	5,125.00	26,010.00
XX	XXX 4XXX 715	Land Improvements	0.00	0.00
XX	XXX XXXX 564	Educational Fees to In-State Treatment Facilities	0.00	0.00
XX	451 1XXX 112	Certified Teacher Staff Salaries	0.00	0.00
XX	XXX XXXX 563	Educational Fees to Detention Facilities	0.00	0.00
XX	427 1XXX 112	Certified Teacher Staff Salaries	0.00	0.00
XX	XXX 4XXX 720	Purchase of Existing Buildings	0.00	0.00
XX	432 1XXX 112	Certified Teacher Staff Salaries	0.00	0.00
XX	XXX 4XXX 710	Land	0.00	0.00
XX	458 1XXX 112	Certified Teacher Staff Salaries	0.00	0.00
XX	XXX 4XXX 74X	Major Equipment-Replacement	0.00	0.00
XX	456 1XXX 112	Certified Teacher Staff Salaries	0.00	0.00
XX	XXX XXXX 562	Tuition to Other School Districts Outside the State	0.00	0.00
XX	XXX XXXX 455	Technology Repairs and Rental	0.00	0.00
XX	210 1XXX 112	Certified Teacher Staff Salaries	0.00	0.00
XX	XXX 4XXX 73X	Major Equipment-New	0.00	0.00
XX	260 1XXX 112	Certified Teacher Staff Salaries	0.00	0.00
XX	XXX 1XXX 650	Periodicals - Not On-Line Subscriptions	0.00	0.00



Submitted Trustees' Financial Summary

FY2022-23

Submit ID: 0828-14077219

Submitted

46 Sheridan County

0828 Plentywood K-12 Schools

Special Education Reversion

Special Education Allowable Cost Payments:

a. Instructional Block Grant Entitlement	56,871.31
b. Related Services Block Grant Entitlement	0.00
c. Total Entitlements Subject to Reversion	56,871.31

Prorated Cooperative Cost Payments:

d. Related Services Block Grant Entitlement (paid to coop)	18,955.86
e. Minimum Special Education Expenditures to Avoid Reversion $[(c) * (1.33)] + [(d) * (0.33)]$	81,894.27
f. Grand Total Allowable Special Education Expenditures (See attached worksheet)	282,491.10
g. Special Education Reversion Amount If $f = 0$ then $c = \text{reversion}$ ELSE If $(c - f)$ is > 0 , then $[(c - f) * 0.75] = \text{reversion}$	0.00

Note to District:

If the amount on Line (g) is greater than zero, revenue source code 3115 State Special Education Allowable Cost Payment to Districts in the General Fund (01) will be reduced automatically. The amount will be used to fund the special education allowable cost entitlement next year. Include the reverted amount on the General Fund (01) balance sheet in Deferred Inflows (680).

Remember:

The Deferred Inflow(680) entry for the reverted amount in the General Fund (01) will need to be removed in the next fiscal year.

Local and state special education resource transfers to the coop must be coded as follows: XXX-280-62XX-920.

Percentage of Special Ed Funding FY2025 Maximum Budget: 100%



Submitted Trustees' Financial Summary

FY2022-23

Submit ID: 0828-14077219

Submitted

46 Sheridan County

0828 Plentywood K-12 Schools

Special Education Reversion

Program	Function	Object	Fund 01	Fund 13	Fund 24	Fund 25	Fund 26
280	1XXX	1XX	87,677.30	17,922.58	0.00	0.00	0.00
280	1XXX	2XX	24,321.51	9,623.28	0.00	0.00	0.00
280	1XXX	3XX	1,200.00	0.00	0.00	0.00	0.00
280	1XXX	4XX	0.00	0.00	0.00	0.00	0.00
280	1XXX	5XX	0.00	0.00	0.00	0.00	0.00
280	1XXX	6XX	2,262.52	2,455.42	0.00	0.00	0.00
280	1XXX	7XX	0.00	0.00	0.00	0.00	0.00
280	21XX	1XX	0.00	0.00	0.00	0.00	0.00
280	21XX	2XX	0.00	0.00	0.00	0.00	0.00
280	21XX	3XX	0.00	0.00	0.00	0.00	0.00
280	21XX	4XX	0.00	0.00	0.00	0.00	0.00
280	21XX	5XX	0.00	0.00	0.00	0.00	0.00
280	21XX	6XX	0.00	0.00	0.00	0.00	0.00
280	21XX	7XX	0.00	0.00	0.00	0.00	0.00
280	221X	1XX	0.00	0.00	0.00	0.00	0.00
280	221X	2XX	0.00	0.00	0.00	0.00	0.00
280	221X	3XX	0.00	0.00	0.00	0.00	0.00
280	221X	4XX	0.00	0.00	0.00	0.00	0.00
280	221X	5XX	0.00	0.00	0.00	0.00	0.00
280	221X	6XX	0.00	0.00	0.00	0.00	0.00
280	221X	7XX	0.00	0.00	0.00	0.00	0.00
280	222X	1XX	0.00	0.00	0.00	0.00	0.00
280	222X	2XX	0.00	0.00	0.00	0.00	0.00
280	222X	3XX	0.00	0.00	0.00	0.00	0.00
280	222X	4XX	0.00	0.00	0.00	0.00	0.00
280	222X	5XX	0.00	0.00	0.00	0.00	0.00
280	222X	6XX	0.00	0.00	0.00	0.00	0.00
280	222X	7XX	0.00	0.00	0.00	0.00	0.00
280	24XX	1XX	0.00	0.00	0.00	0.00	0.00
280	24XX	2XX	0.00	0.00	0.00	0.00	0.00
280	24XX	3XX	0.00	0.00	0.00	0.00	0.00
280	24XX	4XX	0.00	0.00	0.00	0.00	0.00
280	24XX	5XX	0.00	0.00	0.00	0.00	0.00
280	24XX	6XX	0.00	0.00	0.00	0.00	0.00
280	24XX	7XX	0.00	0.00	0.00	0.00	0.00
280	62XX	920	137,028.49	0.00	0.00	0.00	0.00
Totals			252,489.82	30,001.28	0.00	0.00	0.00

282,491.10

Be sure costs have been properly allocated between the elementary and high school district, if appropriate. Expenditures in Object 8XX are not allowable. Expenditures in function 24XX and Objects 1XX and 2XX are only allowable if the district employs a certified special education director.
ARM 10.16.3136

*Expenditures under 24XX 1XX/2XX are excluded from the total when there is not a certified special education director as reported for FY23 in TEAMS.



Submitted Trustees' Financial Summary

FY2022-23

Submit ID: 0828-14077219

Submitted

46 Sheridan County

0828 Plentywood K-12 Schools

Schedule of Changes in Fixed Assets, Depreciation, and Net Fixed Assets

Governmental	Beginning Balance	Adjust- ments	Additions	Removals	Ending Balance
Land	149,709.00	0.00	0.00	0.00	149,709.00
Land Improvements	358,440.00	0.00	0.00	0.00	358,440.00
Buildings	10,192,407.35	0.00	0.00	0.00	10,192,407.35
Machinery and Equipment	2,102,240.06	0.00	221,271.76	211,288.00	2,112,223.82
Construction in Progress	0.00	0.00	100,810.00	0.00	100,810.00
Totals at Historical Cost	12,802,796.41	0.00	322,081.76	211,288.00	12,913,590.17
Depreciation					
Improvement Accum	268,752.88	0.00	10,463.17	0.00	279,216.05
Building Accum	4,814,504.30	0.00	243,103.84	0.00	5,057,608.14
Machinery and Equipment Accum	1,309,113.92	0.00	125,653.21	201,386.60	1,233,380.53
Total Accumulated Depreciation	6,392,371.10	0.00	379,220.22	201,386.60	6,570,204.72
Governmental Activities, Capital Assets, Net of Accumulated Depreciation	6,410,425.31	0.00	-57,138.46	9,901.40	6,343,385.45

* Governmental activities are usually reported in the general, special revenue, debt service, capital projects, permanent, and internal service funds. These funds are generally financed through taxes, intergovernmental revenues and other non-exchange revenues.

** Business-type activities are usually reported in the enterprise funds. These funds are financed in whole or in part by fees charged to external parties for goods and services.

*** Has comments.



Submitted Trustees' Financial Summary

FY2022-23

Submit ID: 0828-14077219

46 Sheridan County

Submitted

0828 Plentywood K-12 Schools

Schedule of Changes in Long-Term Liabilities

	(a) Beginning Balance 7/1/2022	(b) New Debt & Other Additions	(c) Principal Payments	(d) Refunding & Other Reduction	(e) Ending Balance (6/30/2023) [a+b-c-d]	(f) Current Portion Due FY2024	(g) Long-Term Portion Due FY2025
Governmental Activities *							
Compensated Absences	195,481.43	15,232.31	0.00	0.00	210,713.74	0.00	210,713.74
Other Post Employment Benefits	610,205.00	0.00	0.00	0.00	610,205.00	0.00	0.00
Total Governmental Activity							
Non-bond Long-Term Liabilities	805,686.43	15,232.31	0.00	0.00	820,918.74	0.00	210,713.74
Bond(s)							
05/19/2016	1,442,500.00	0.00	85,000.00	0.00	1,357,500.00	87,500.00	1,270,000.00
05/19/2016	1,442,500.00	0.00	85,000.00	0.00	1,357,500.00	87,500.00	1,270,000.00
Total Governmental Activity							
Bond Long-Term Liabilities	2,885,000.00	0.00	170,000.00	0.00	2,715,000.00	175,000.00	2,540,000.00

* Governmental activities are usually reported in the general, special revenue, debt service, capital projects, permanent, and internal service funds. These funds are generally financed through taxes, intergovernmental revenues and other non-exchange revenues.

** Business-type activities are usually reported in the enterprise funds. These funds are financed in whole or in part by fees charged to external parties for goods and services.



Submitted Trustees' Financial Summary

FY2022-23

Submit ID: 0828-14077219

Submitted

46 Sheridan County

0828 Plentywood K-12 Schools

Net Pension Liability FY2023

	<u>Beginning Balance</u>	<u>Additions</u>	<u>Reductions</u>	<u>Ending Balance</u>
Governmental				
Net Pension - PERS	396,237.00	118,413.00	0.00	514,650.00
Net Pension - TRS	2,632,177.00	397,435.00	0.00	3,029,612.00