



State of the District Address

***Oceanport Public Schools
October 20, 2021***

Mission and Vision

Vision: Our vision for the Oceanport School District, in collaboration with all stakeholders, is to produce self-reliant students who are critical thinkers that strive for individual academic and personal excellence.

Mission: The Oceanport School District is committed to putting students first! We will work collaboratively as an educational community to provide a safe and secure learning environment, with up-to-date facilities, advanced technology, and opportunities for ALL learners to optimize academic outcomes.



OP: The Road Forward



2021-2022

The Road Forward
Oceanport School District
Safe Reopening Plan

Charging Ahead with Purpose, Progress, & Pride

Updated: September 15, 2021

- [The Road Forward](#)
- [CDC Website - Guidance for K-12 Schools](#)
- [American Academy of Pediatrics - Guidance for Schools](#)

September 2021: Return to In-Person Full Days of School for All Students and Staff



Referendum Projects - Summer 2021

Secure Vestibule at Wolf Hill School:



Referendum Projects - Summer 2021

Secure Vestibule at Maple Place School:




Referendum Projects - Summer 2021

Entry Vestibules:



Referendum Projects - Summer 2021

Site Work at Maple Place:



Referendum Projects - Summer 2021

Main Office Renovations at Maple Place and Wolf Hill Schools:

*Wolf Hill School Main
Office*



*Maple Place School Main
Office is complete, but
the furniture is on
back-order.*


Referendum Projects - Summer 2021

New Windows at Maple Place School (complete) and Wolf Hill School (in progress):



Referendum Projects - Summer 2021

New Ceilings and Lighting at Wolf Hill School:



Other Projects: 2021-2022

**Wolf Hill
Media Center
and Cafe
Addition**



Other Projects - Summer/Fall 2021

- Fire Alarm System / Suppression System with New Fire Pumps at Wolf Hill School
- Unit Ventilators in classrooms at Wolf Hill School
- New Boilers at Wolf Hill School
- New Interior and Exterior Doors at MP and WH Schools
- New Storage Area (old transformer yard) at MP
- PreK Loop at WH School
- Site Work (and exterior lighting) at MP and WH Schools



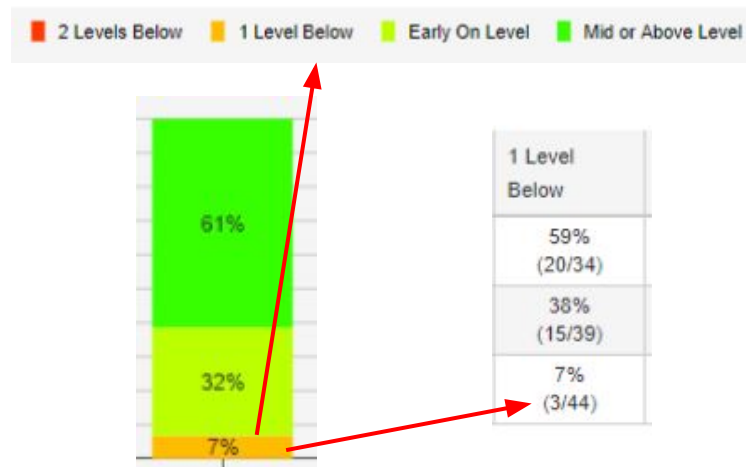
Data Analysis - Summer 2021

- Data is utilized in all decision-making processes of the Oceanport School District
- Understanding the academic strengths and weaknesses of our students with regard to grade level standards is vital to data informed instructional planning and implementation
- Data is critical to a meaningful and effective Tiered System of Support
- Data is even more important given the shifts and fluidity of our school days since the beginning of the pandemic
- The following slides represent data snapshots from the spring of 2021

Data Analysis - Summer 2021

Assessments

- **i-Ready for Reading and Mathematics**
 - Computer-based
 - adaptive and uses a series of questions to identify a child's ability level in different domains
- **Fountas & Pinnell (F&P) Independent Reading Level (Gr. K-4)**
 - One-to-one
 - Assesses fluency and comprehension
- **Lexile (Gr. 5-8)**
 - Computer-based
 - Identifies a student's independent reading level using word complexity and sentence structure

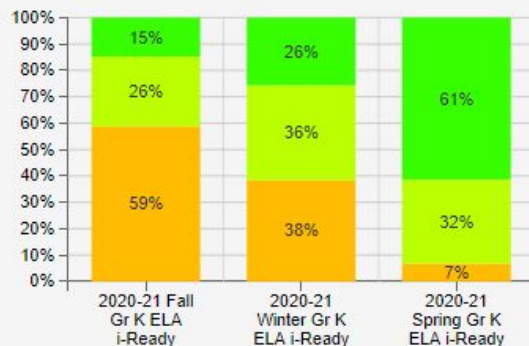


Kindergarten ELA

i-Ready:

Test	Mid or Above Level	Early On Level	1 Level Below	2 Levels Below
2020-21 Fall Gr K ELA i-Ready	15% (5/34)	26% (9/34)	59% (20/34)	0% (0/34)
2020-21 Winter Gr K ELA i-Ready	26% (10/39)	36% (14/39)	38% (15/39)	0% (0/39)
2020-21 Spring Gr K ELA i-Ready	61% (27/44)	32% (14/44)	7% (3/44)	0% (0/44)

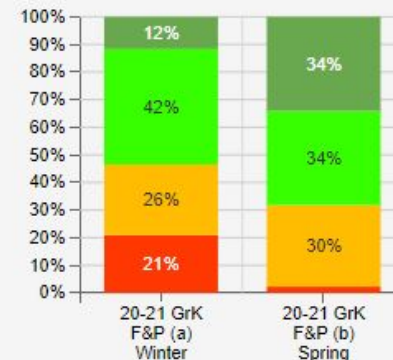
■ 2 Levels Below
 ■ 1 Level Below
 ■ Early On Level
 ■ Mid or Above Level



F&P Reading Level:

Test	Above Grade Level	On Grade Level	Approaching Grade Level	Below Grade Level
20-21 GrK F&P (a) Winter	12% (5/43)	42% (18/43)	26% (11/43)	21% (9/43)
20-21 GrK F&P (b) Spring	34% (15/44)	34% (15/44)	30% (13/44)	2% (1/44)

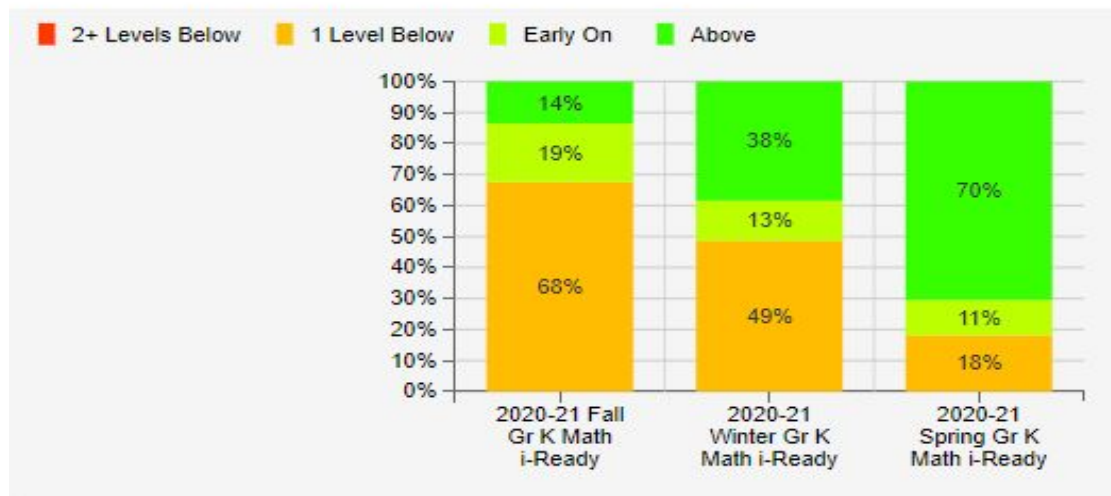
■ Below Grade Level
 ■ Approaching Grade Level
 ■ On Grade Level
 ■ Above Grade Level



Kindergarten Mathematics

i-Ready:

Test	Above	Early On	1 Level Below	2+ Levels Below
2020-21 Fall Gr K Math i-Ready	14% (5/37)	19% (7/37)	68% (25/37)	0% (0/37)
2020-21 Winter Gr K Math i-Ready	38% (15/39)	13% (5/39)	49% (19/39)	0% (0/39)
2020-21 Spring Gr K Math i-Ready	70% (31/44)	11% (5/44)	18% (8/44)	0% (0/44)



Grade 1 ELA

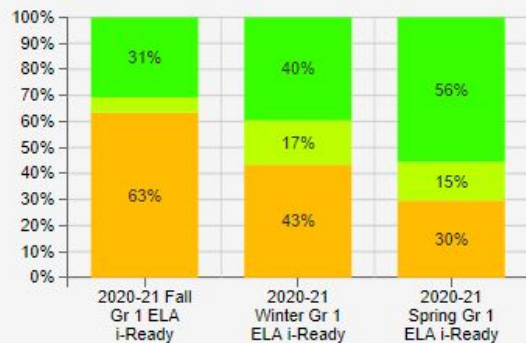
i-Ready:

Test	Mid or Above Level	Early On Level	1 Level Below	2 Levels Below
2020-21 Fall Gr 1 ELA i-Ready	31% (16/52)	6% (3/52)	63% (33/52)	0% (0/52)
2020-21 Winter Gr 1 ELA i-Ready	40% (21/53)	17% (9/53)	43% (23/53)	0% (0/53)
2020-21 Spring Gr 1 ELA i-Ready	56% (30/54)	15% (8/54)	30% (16/54)	0% (0/54)

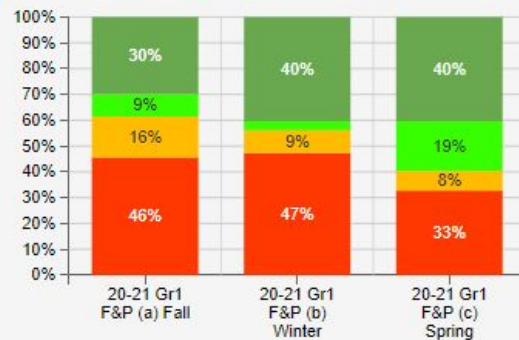
F&P Reading Level:

Test	Above Grade Level	On Grade Level	Approaching Grade Level	Below Grade Level
20-21 Gr1 F&P (a) Fall	30% (17/57)	9% (5/57)	16% (9/57)	46% (26/57)
20-21 Gr1 F&P (b) Winter	40% (23/57)	4% (2/57)	9% (5/57)	47% (27/57)
20-21 Gr1 F&P (c) Spring	40% (21/52)	19% (10/52)	8% (4/52)	33% (17/52)

■ 2 Levels Below
 ■ 1 Level Below
 ■ Early On Level
 ■ Mid or Above Level



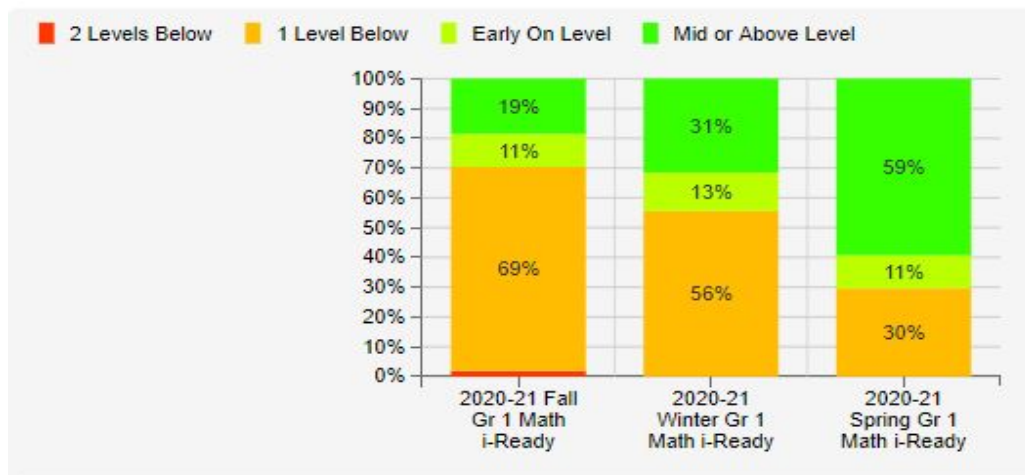
■ Below Grade Level
 ■ Approaching Grade Level
 ■ On Grade Level
 ■ Above Grade Level



Grade 1 Mathematics

i-Ready:

Test	Mid or Above Level	Early On Level	1 Level Below	2 Levels Below
2020-21 Fall Gr 1 Math i-Ready	19% (10/54)	11% (6/54)	69% (37/54)	2% (1/54)
2020-21 Winter Gr 1 Math i-Ready	31% (17/54)	13% (7/54)	56% (30/54)	0% (0/54)
2020-21 Spring Gr 1 Math i-Ready	59% (32/54)	11% (6/54)	30% (16/54)	0% (0/54)

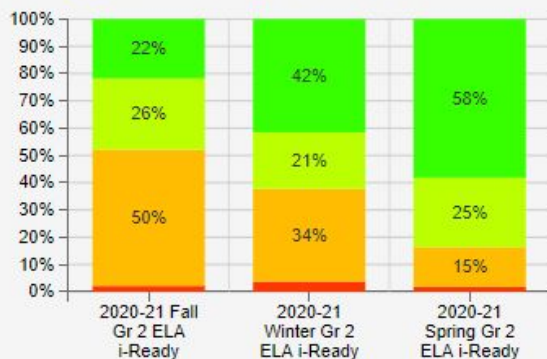


Grade 2 ELA

i-Ready:

Test	Mid or Above Level	Early On Level	1 Level Below	2 Levels Below
2020-21 Fall Gr 2 ELA i-Ready	22% (10/46)	26% (12/46)	50% (23/46)	2% (1/46)
2020-21 Winter Gr 2 ELA i-Ready	42% (22/53)	21% (11/53)	34% (18/53)	4% (2/53)
2020-21 Spring Gr 2 ELA i-Ready	58% (32/55)	25% (14/55)	15% (8/55)	2% (1/55)

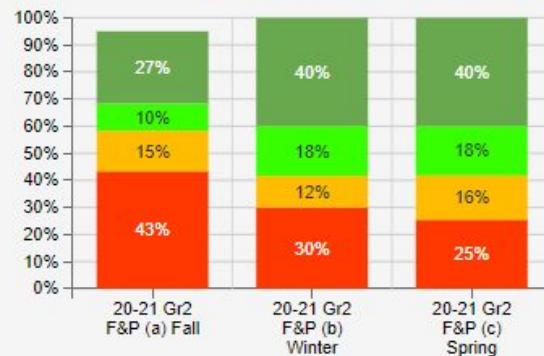
2 Levels Below 1 Level Below Early On Level Mid or Above Level



F&P Reading Level:

Test	Above Grade Level	On Grade Level	Approaching Grade Level	Below Grade Level
20-21 Gr2 F&P (a) Fall	27% (16/60)	10% (6/60)	15% (9/60)	43% (26/60)
20-21 Gr2 F&P (b) Winter	40% (24/60)	18% (11/60)	12% (7/60)	30% (18/60)
20-21 Gr2 F&P (c) Spring	40% (22/55)	18% (10/55)	16% (9/55)	25% (14/55)

Below Grade Level Approaching Grade Level On Grade Level Above Grade Level

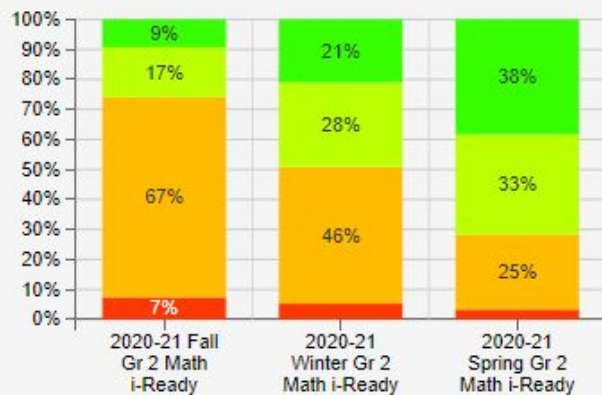


Grade 2 Mathematics

i-Ready:

Test	Mid or Above Level	Early On Level	1 Level Below	2 Levels Below
2020-21 Fall Gr 2 Math i-Ready	9% (5/54)	17% (9/54)	67% (36/54)	7% (4/54)
2020-21 Winter Gr 2 Math i-Ready	21% (12/57)	28% (16/57)	46% (26/57)	5% (3/57)
2020-21 Spring Gr 2 Math i-Ready	38% (23/60)	33% (20/60)	25% (15/60)	3% (2/60)

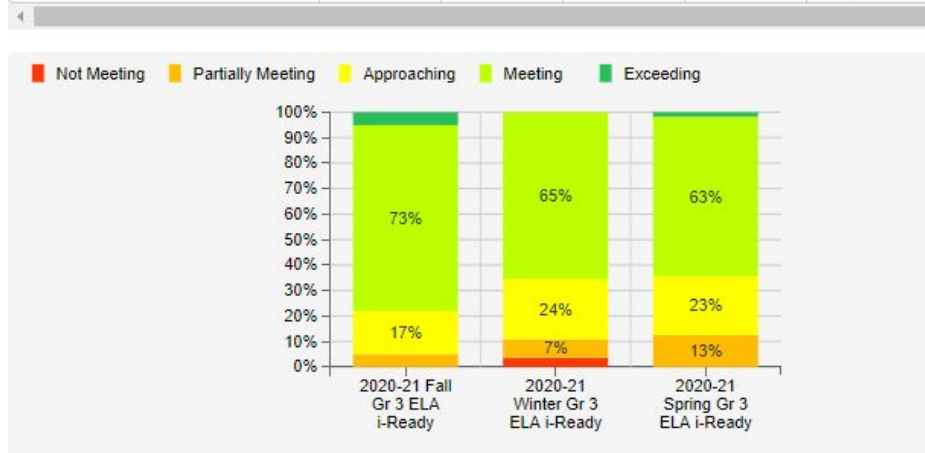
■ 2 Levels Below ■ 1 Level Below ■ Early On Level ■ Mid or Above Level



Grade 3 ELA

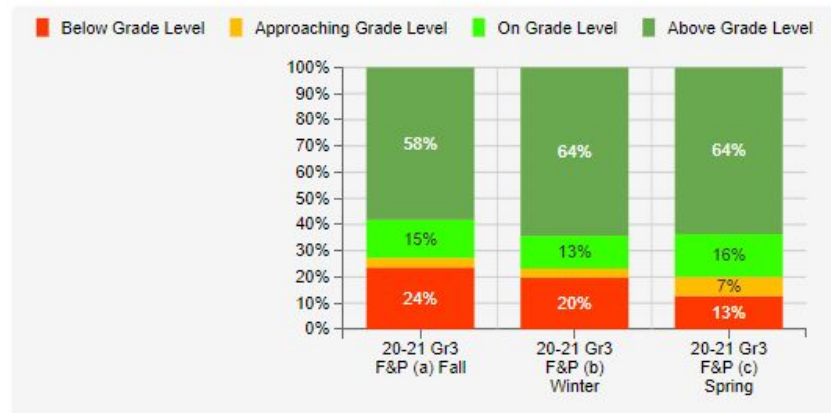
i-Ready:

Test	Exceeding	Meeting	Approaching	Partially Meeting	Not Meeting
2020-21 Fall Gr 3 ELA i-Ready	5% (3/59)	73% (43/59)	17% (10/59)	5% (3/59)	0% (0/59)
2020-21 Winter Gr 3 ELA i-Ready	0% (0/55)	65% (36/55)	24% (13/55)	7% (4/55)	4% (2/55)
2020-21 Spring Gr 3 ELA i-Ready	2% (1/56)	63% (35/56)	23% (13/56)	13% (7/56)	0% (0/56)



F&P Reading Level:

Test	Above Grade Level	On Grade Level	Approaching Grade Level	Below Grade Level
20-21 Gr3 F&P (a) Fall	58% (32/55)	15% (8/55)	4% (2/55)	24% (13/55)
20-21 Gr3 F&P (b) Winter	64% (36/56)	13% (7/56)	4% (2/56)	20% (11/56)
20-21 Gr3 F&P (c) Spring	64% (35/55)	16% (9/55)	7% (4/55)	13% (7/55)

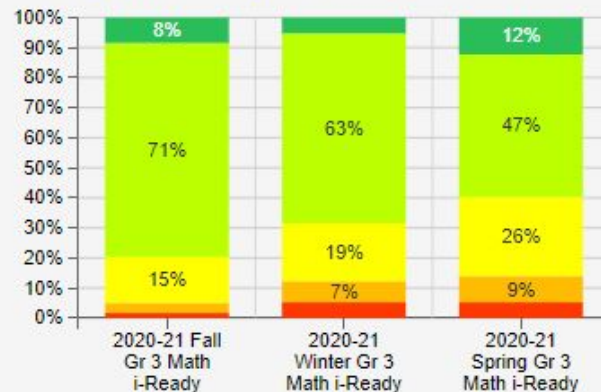


Grade 3 Mathematics

i-Ready:

Test	Exceeding	Meeting	Approaching	Partially Meeting	Not Meeting
2020-21 Fall Gr 3 Math i-Ready	8% (5/59)	71% (42/59)	15% (9/59)	3% (2/59)	2% (1/59)
2020-21 Winter Gr 3 Math i-Ready	5% (3/57)	63% (36/57)	19% (11/57)	7% (4/57)	5% (3/57)
2020-21 Spring Gr 3 Math i-Ready	12% (7/57)	47% (27/57)	26% (15/57)	9% (5/57)	5% (3/57)

■ Not Meeting ■ Partially Meeting ■ Approaching ■ Meeting ■ Exceeding

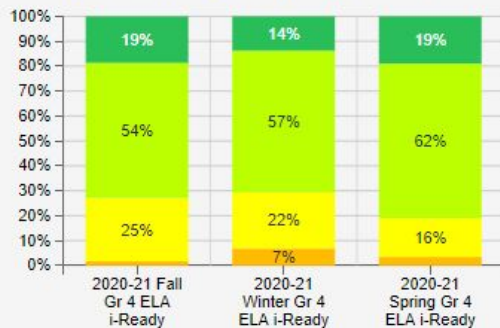


Grade 4 ELA

i-Ready:

Test	Exceeding	Meeting	Approaching	Partially Meeting	Not Meeting
2020-21 Fall Gr 4 ELA i-Ready	19% (11/59)	54% (32/59)	25% (15/59)	2% (1/59)	0% (0/59)
2020-21 Winter Gr 4 ELA i-Ready	14% (8/58)	57% (33/58)	22% (13/58)	7% (4/58)	0% (0/58)
2020-21 Spring Gr 4 ELA i-Ready	19% (11/58)	62% (36/58)	16% (9/58)	3% (2/58)	0% (0/58)

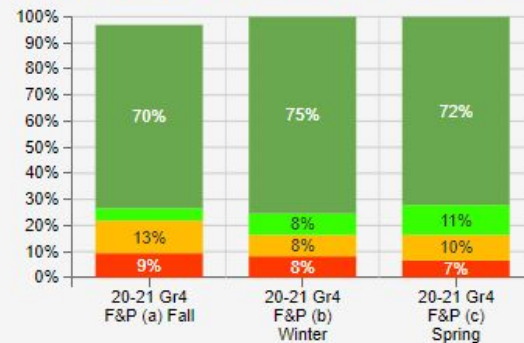
■ Not Meeting
 ■ Partially Meeting
 ■ Approaching
 ■ Meeting
 ■ Exceeding



F&P Reading Level:

Test	Above Grade Level	On Grade Level	Approaching Grade Level	Below Grade Level
20-21 Gr4 F&P (a) Fall	70% (45/64)	5% (3/64)	13% (8/64)	9% (6/64)
20-21 Gr4 F&P (b) Winter	75% (46/61)	8% (5/61)	8% (5/61)	8% (5/61)
20-21 Gr4 F&P (c) Spring	72% (44/61)	11% (7/61)	10% (6/61)	7% (4/61)

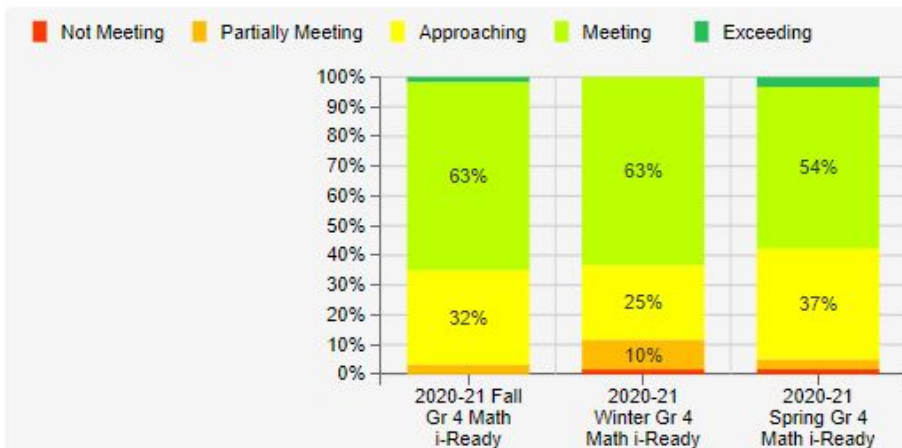
■ Below Grade Level
 ■ Approaching Grade Level
 ■ On Grade Level
 ■ Above Grade Level



Grade 4 Mathematics

i-Ready:

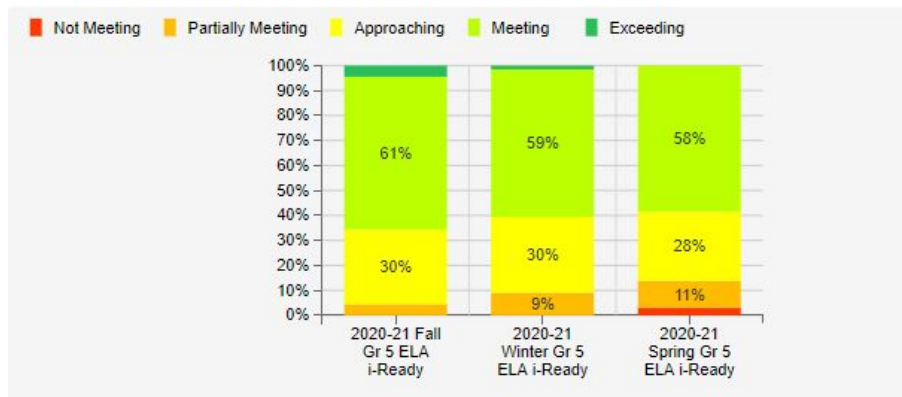
Test	Exceeding	Meeting	Approaching	Partially Meeting	Not Meeting
2020-21 Fall Gr 4 Math i-Ready	2% (1/60)	63% (38/60)	32% (19/60)	3% (2/60)	0% (0/60)
2020-21 Winter Gr 4 Math i-Ready	0% (0/60)	63% (38/60)	25% (15/60)	10% (6/60)	2% (1/60)
2020-21 Spring Gr 4 Math i-Ready	3% (2/59)	54% (32/59)	37% (22/59)	3% (2/59)	2% (1/59)



Grade 5 ELA

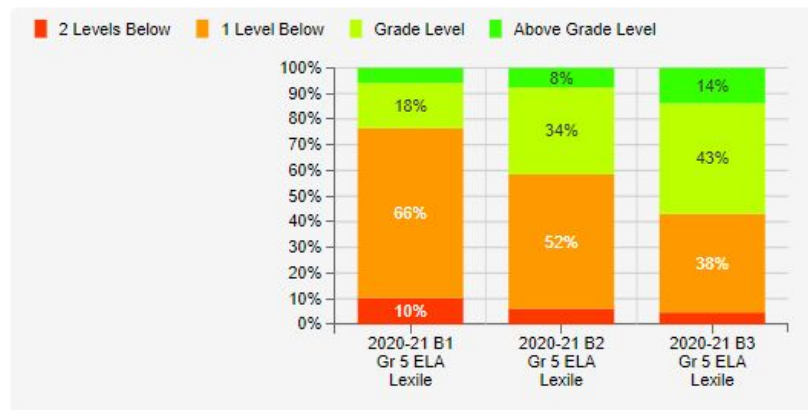
i-Ready:

Test	Exceeding	Meeting	Approaching	Partially Meeting	Not Meeting
2020-21 Fall Gr 5 ELA i-Ready	4% (3/67)	61% (41/67)	30% (20/67)	4% (3/67)	0% (0/67)
2020-21 Winter Gr 5 ELA i-Ready	2% (1/66)	59% (39/66)	30% (20/66)	9% (6/66)	0% (0/66)
2020-21 Spring Gr 5 ELA i-Ready	0% (0/65)	58% (38/65)	28% (18/65)	11% (7/65)	3% (2/65)



Lexile Data:

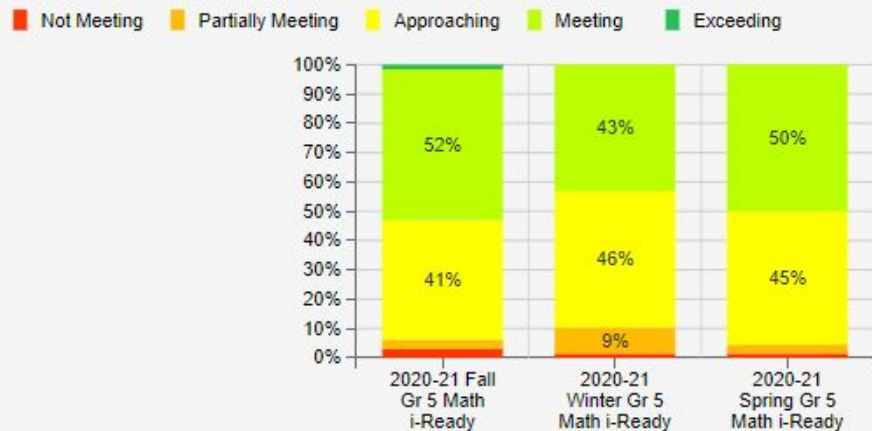
Test	Above Grade Level	Grade Level	1 Level Below	2 Levels Below
2020-21 B1 Gr 5 ELA Lexile	6% (4/68)	18% (12/68)	66% (45/68)	10% (7/68)
2020-21 B2 Gr 5 ELA Lexile	8% (5/65)	34% (22/65)	52% (34/65)	6% (4/65)
2020-21 B3 Gr 5 ELA Lexile	14% (9/65)	43% (28/65)	38% (25/65)	5% (3/65)



Grade 5 Mathematics

i-Ready:

Test	Exceeding	Meeting	Approaching	Partially Meeting	Not Meeting
2020-21 Fall Gr 5 Math i-Ready	2% (1/64)	52% (33/64)	41% (26/64)	3% (2/64)	3% (2/64)
2020-21 Winter Gr 5 Math i-Ready	0% (0/67)	43% (29/67)	46% (31/67)	9% (6/67)	1% (1/67)
2020-21 Spring Gr 5 Math i-Ready	0% (0/66)	50% (33/66)	45% (30/66)	3% (2/66)	2% (1/66)

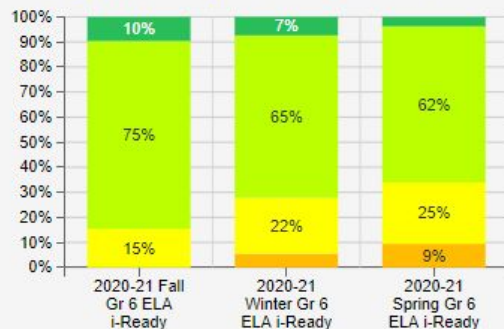


Grade 6 ELA

i-Ready:

Test	Exceeding	Meeting	Approaching	Partially Meeting	Not Meeting
2020-21 Fall Gr 6 ELA i-Ready	10% (5/52)	75% (39/52)	15% (8/52)	0% (0/52)	0% (0/52)
2020-21 Winter Gr 6 ELA i-Ready	7% (4/54)	65% (35/54)	22% (12/54)	6% (3/54)	0% (0/54)
2020-21 Spring Gr 6 ELA i-Ready	4% (2/53)	62% (33/53)	25% (13/53)	9% (5/53)	0% (0/53)

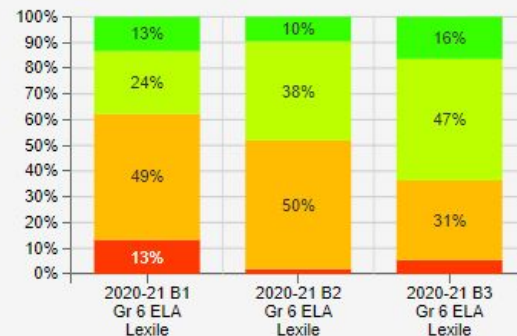
■ Not Meeting
 ■ Partially Meeting
 ■ Approaching
 ■ Meeting
 ■ Exceeding



Lexile:

Test	Above Grade Level	Grade Level	1 Level Below	2 Levels Below
2020-21 B1 Gr 6 ELA Lexile	13% (6/45)	24% (11/45)	49% (22/45)	13% (6/45)
2020-21 B2 Gr 6 ELA Lexile	10% (5/52)	38% (20/52)	50% (26/52)	2% (1/52)
2020-21 B3 Gr 6 ELA Lexile	16% (9/55)	47% (26/55)	31% (17/55)	5% (3/55)

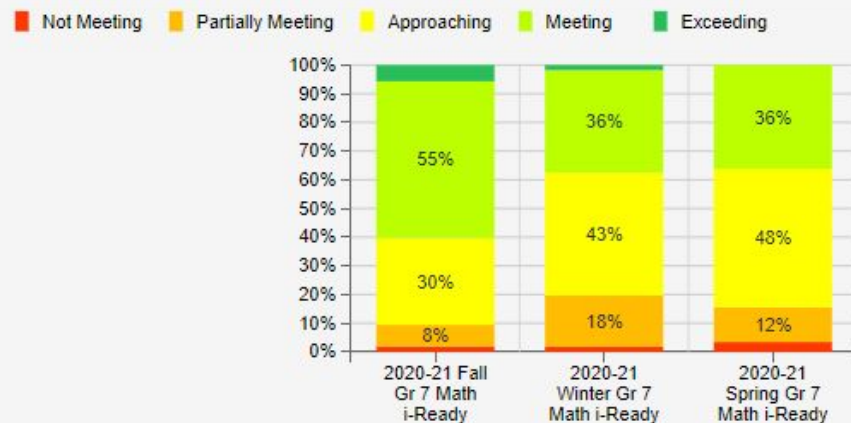
■ 2 Levels Below
 ■ 1 Level Below
 ■ Grade Level
 ■ Above Grade Level



Grade 6 Mathematics

i-Ready:

Test	Exceeding	Meeting	Approaching	Partially Meeting	Not Meeting
2020-21 Fall Gr 7 Math i-Ready	6% (3/53)	55% (29/53)	30% (16/53)	8% (4/53)	2% (1/53)
2020-21 Winter Gr 7 Math i-Ready	2% (1/56)	36% (20/56)	43% (24/56)	18% (10/56)	2% (1/56)
2020-21 Spring Gr 7 Math i-Ready	0% (0/58)	36% (21/58)	48% (28/58)	12% (7/58)	3% (2/58)

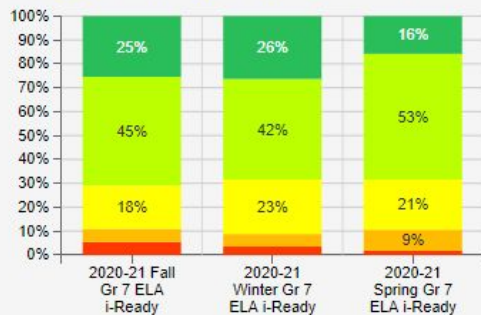


Grade 7 ELA

i-Ready:

Test	Exceeding	Meeting	Approaching	Partially Meeting	Not Meeting
2020-21 Fall Gr 7 ELA i-Ready	25% (14/55)	45% (25/55)	18% (10/55)	5% (3/55)	5% (3/55)
2020-21 Winter Gr 7 ELA i-Ready	26% (15/57)	42% (24/57)	23% (13/57)	5% (3/57)	4% (2/57)
2020-21 Spring Gr 7 ELA i-Ready	16% (9/57)	53% (30/57)	21% (12/57)	9% (5/57)	2% (1/57)

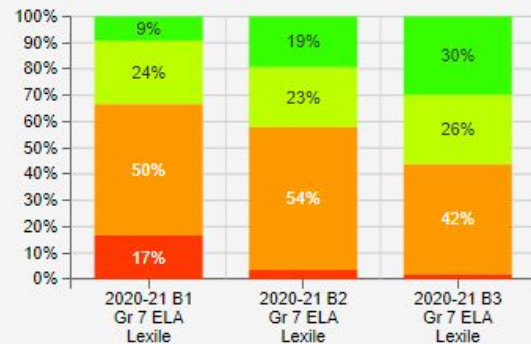
■ Not Meeting ■ Partially Meeting ■ Approaching ■ Meeting ■ Exceeding



Lexile:

Test	Above Grade Level	Grade Level	1 Level Below	2 Levels Below
2020-21 B1 Gr 7 ELA Lexile	9% (5/54)	24% (13/54)	50% (27/54)	17% (9/54)
2020-21 B2 Gr 7 ELA Lexile	19% (11/57)	23% (13/57)	54% (31/57)	4% (2/57)
2020-21 B3 Gr 7 ELA Lexile	30% (17/57)	26% (15/57)	42% (24/57)	2% (1/57)

■ 2 Levels Below ■ 1 Level Below ■ Grade Level ■ Above Grade Level

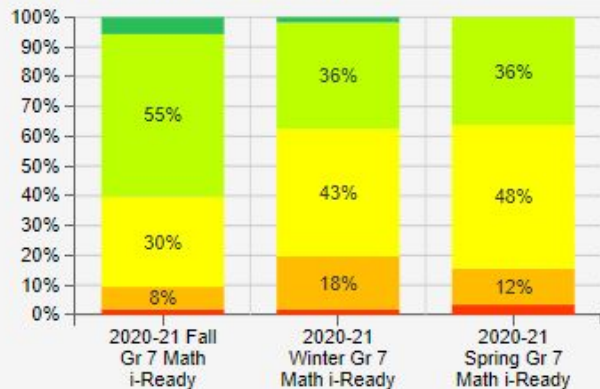


Grade 7 Mathematics

i-Ready:

Test	Exceeding	Meeting	Approaching	Partially Meeting	Not Meeting
2020-21 Fall Gr 7 Math i-Ready	6% (3/53)	55% (29/53)	30% (16/53)	8% (4/53)	2% (1/53)
2020-21 Winter Gr 7 Math i-Ready	2% (1/56)	36% (20/56)	43% (24/56)	18% (10/56)	2% (1/56)
2020-21 Spring Gr 7 Math i-Ready	0% (0/58)	36% (21/58)	48% (28/58)	12% (7/58)	3% (2/58)

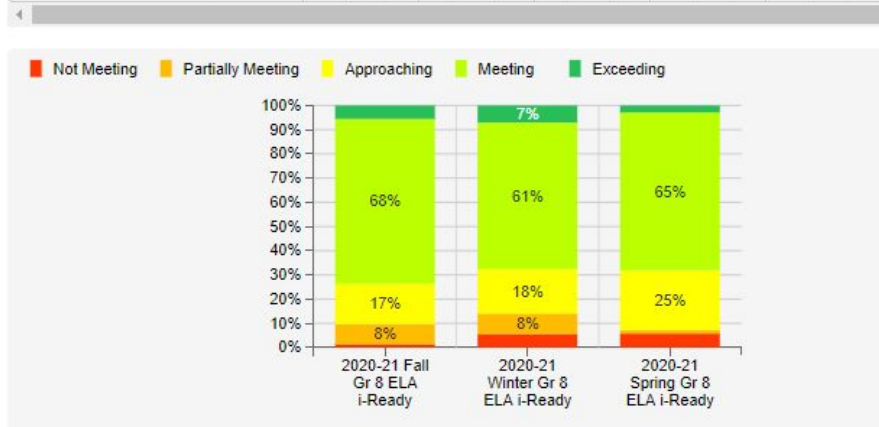
■ Not Meeting ■ Partially Meeting ■ Approaching ■ Meeting ■ Exceeding



Grade 8 ELA

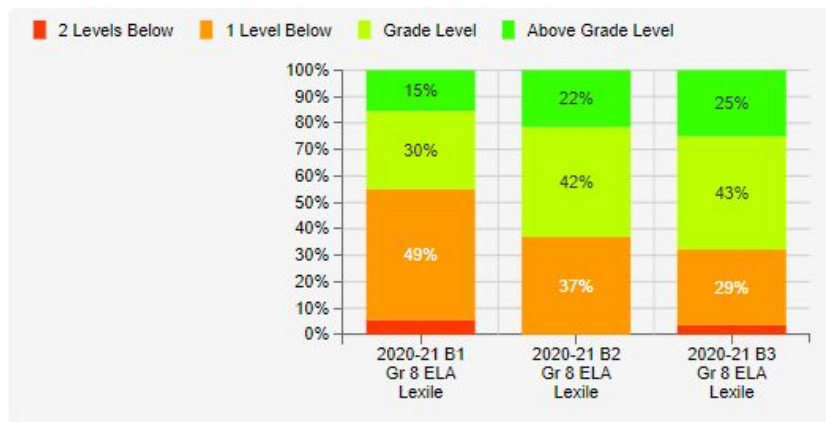
i-Ready:

Test	Exceeding	Meeting	Approaching	Partially Meeting	Not Meeting
2020-21 Fall Gr 8 ELA i-Ready	6% (4/72)	68% (49/72)	17% (12/72)	8% (6/72)	1% (1/72)
2020-21 Winter Gr 8 ELA i-Ready	7% (5/71)	61% (43/71)	18% (13/71)	8% (6/71)	6% (4/71)
2020-21 Spring Gr 8 ELA i-Ready	3% (2/69)	65% (45/69)	25% (17/69)	1% (1/69)	6% (4/69)



Lexile:

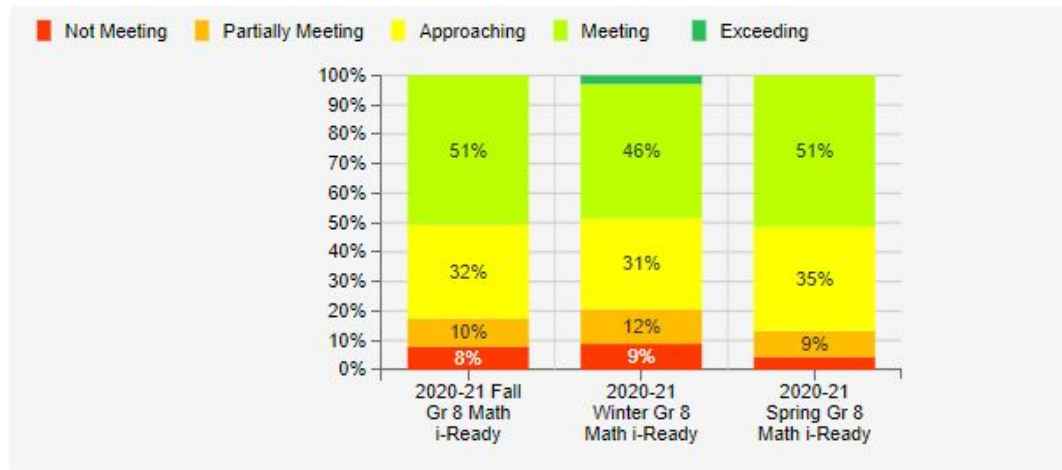
Test	Above Grade Level	Grade Level	1 Level Below	2 Levels Below
2020-21 B1 Gr 8 ELA Lexile	15% (11/71)	30% (21/71)	49% (35/71)	6% (4/71)
2020-21 B2 Gr 8 ELA Lexile	22% (14/65)	42% (27/65)	37% (24/65)	0% (0/65)
2020-21 B3 Gr 8 ELA Lexile	25% (14/56)	43% (24/56)	29% (16/56)	4% (2/56)



Grade 8 Mathematics

i-Ready:

Test	Exceeding	Meeting	Approaching	Partially Meeting	Not Meeting
2020-21 Fall Gr 8 Math i-Ready	0% (0/63)	51% (32/63)	32% (20/63)	10% (6/63)	8% (5/63)
2020-21 Winter Gr 8 Math i-Ready	3% (2/68)	46% (31/68)	31% (21/68)	12% (8/68)	9% (6/68)
2020-21 Spring Gr 8 Math i-Ready	0% (0/68)	51% (35/68)	35% (24/68)	9% (6/68)	4% (3/68)



Findings and Analysis

- Despite big concerns regarding a “slide” or “gap” due to the educational interruptions as a result of COVID-19, the students in Oceanport are faring well, and showed growth and progress during the 20-21 school year
- This data was used to guide the decision to include two intervention positions at Maple Place
- The continued use of data as a critical piece of instructional planning is a part of the district plan to optimize student achievement

What is ACCESS for ELLs?

- **ACCESS:** Assessing Comprehension and Communication in English State-to-State
- **WIDA:** World-Class Instructional Design & Assessment
 - Measures academic English language in four domains:
 - Listening, Speaking, Reading & Writing
- Administered to all K-8 students coded as English Language Learners (ELLs)
- Scores reflect proficiency from Level 1 (Entering) to Level 6 (Reaching)
- Educators use ACCESS results, along with other WIDA resources, to make decisions about students' English academic language and to facilitate their language development.

ACCESS 2020-2021 District-Wide Results

Students must achieve a composite proficiency level of 4.5 or higher in order to be considered for exiting the program. This score is considered among multiple measures for program exit.

Number of Students	Exits
100%	25%

When less than 10 students participate in an assessment, limited data is displayed to protect student privacy under the federal Family Educational Rights Privacy Act (FERPA).

DYNAMIC LEARNING MAPS REPORTING

- Alternate assessment for students with the most significant intellectual disabilities
 - Taken as an alternative to the NJSLA (Grades 3-8) by students who meet the eligibility criteria
 - Measures students' academic performance in English Language Arts, Mathematics and Science
- Enables students to better demonstrate what they know, understand and can do academically in relationship to the Essential Elements
- **Every test is individualized**

OCEANPORT 2020-2021 DLM OUTCOMES

ENGLISH LANGUAGE ARTS/MATHEMATICS

100% of the students eligible to be administered DLM in English Language Arts and Mathematics participated in the assessment.

	Emerging	Approaching the Target	At Target	Advanced
2020-2021 ELA			50%	50%
2020-2021 Math				100%

When less than 10 students participate in an assessment, limited data is displayed to protect student privacy under the federal Family Educational Rights Privacy Act (FERPA).

Supports, Interventions, & Programs

DLM Students with “Advanced Standings” will exit DLM testing, those “At Target Standings” will be reviewed during their Annual IEP Meeting to determine if alternative testing is still appropriate.

All DLM students will continue to receive an IEP academic program with individual goals and objectives according to their needs. (ICR, LLD, RR).

ELL Students are exited from ELL services when they obtain a 4.5 or higher on a the 1-6 WIDA scale. Score are obtained in August each year.

Current ELL Students receive services via ICR classrooms, and/or individual services daily.

Survey Findings from Spring 2021

One of the first things I did as Superintendent was to survey the staff and community to learn about district perceptions, values, and priorities. Below are results from the COMMUNITY:

Strengths	Areas of Potential Growth
<ul style="list-style-type: none">● Caring, dedicated, and supportive staff for our children● Family-oriented small, tight-knit community● Curriculum and Rigor● Open-Door Policies	<ul style="list-style-type: none">● Improved/Increased Communication that is parallel from each school and integrated● Social and Emotional Learning● Full Days of School (in-person)● New and Clear Vision● Facility Improvements● Understanding and Openness towards differing opinions

Survey Findings from Spring 2021

One of the first things I did as Superintendent was to survey the staff and community to learn about district perceptions, values, and priorities. Below are results from the STAFF:

Strengths	Areas of Potential Growth
<ul style="list-style-type: none">• Supportive Parent Base• Small Community• Parents are Passionate about their Children's Education• Hard-Working Staff• Passed Referendum• Administrator/Teacher Relationships are respectful and strong	<ul style="list-style-type: none">• Integrated Communication• Classroom Space for Special Area Teachers• Building Upgrades• Technology Upgrades• Continue to analyze programs

Goals for the 2021-2022 School Year

GOAL 1: Support the Social and Emotional Health of Students and Staff

GOAL 2: Integrated and Increased Communication

Goal 3: Data Driven Instructional Planning

Goal 4: Strategic Planning

GOAL 1: Support the Social and Emotional Health of Students and Staff

Highlight of Action Steps:

- Partnership with Effective Schools Solution
 - Creation of Teacher Leaders on the Champions Committee to lead the work from inside the organization
 - Professional development for Staff to meet students needs and support the mental health of students
 - Workshops for Parents
- Return to all sports, activities, and clubs at both schools
- Incorporation of Social and Emotional Learning activities embedded within lessons
- Staff opportunities for mindfulness and self-care

GOAL 2: Integrated and Increased Communication

Highlight of Action Steps:

- Update and Maintain District/School Websites
- Increased Communication from Schools and District
 - Bi-Weekly Newsletters from each school
 - Monthly Newsletter from Superintendent
- Standard Format for Letters and Agendas
- Standard Email Signature
- Creation of a Chain of Communication

Goal 3: Data Driven Instructional Planning

Highlight of Action Steps:

- Creation of a Full-Time Intervention Position for Math at Maple Place School
- Maintain ELA Intervention Programs at both MP and WH Schools
- Analyze and Create Consistent I&RS Protocols and Procedures across the district
- Utilize team meetings and faculty meetings to analyze data
- Creation of an Academic Support Period at Maple Place School for Intervention and Enrichment
- Continue to use data tools and benchmarks to track student progress and inform instructional planning

Goal 4: Strategic Planning



Goal 4: Strategic Planning - Dates and Agendas

Meeting Date / Time	Agenda
Thursday, January 27, 2022 - 7:00pm	State of the District, Core Beliefs and Mission Statement
Monday, February 28, 2022 - 7:00pm	Visioning and Strengths & Challenges
Tuesday, March 29, 2022 - 7:00pm	Goals, Objectives & Strategies
Thursday, April 28, 2022 - 7:00pm	Continued Analysis (if needed)
Wednesday, May 4, 2022 - 7:00pm	Snow Date (Make-up If Needed)
Thursday, May 26, 2022 - 7:00pm	Training of Action Team Leaders
Wednesday, July 6, 2022 - 7:00pm	Presentation of Action Team Plans
Monday, July 25, 2022	Final Drafts of Action Plans due to NJSBA/Kathy Winecoff
Wednesday, August 10, 2022 - 7pm	Presentation of the Strategic Plan to the Board of Education

Upcoming Presentations

- Start Strong Assessment Data (Winter 2022)
- Statewide Spring Assessments (Fall 2022)

Thank You!



CREDITS: This presentation template was created by **Slidesgo**, including icons by **Flaticon**, and infographics & images by **Freepik**