NEWMAN- CROWS LANDING UNIFIED SCHOOL DISTRICT

AGENDA
Board of Education
Regular Meeting

March 11, 2019
Closed Session – 5:00 p.m. Regular Session – 6:00 p.m.
McConnell Adult Education Center, 1348 Patchett Drive, Newman, CA
Local Control Accountability Plan (LCAP)
Goal 1: - Prepare All Students For College & Career
Goal 2: - Increase Parent, Student and Community Engagement

All documents related to open meeting agenda items, which have been provided to members of the Board of Trustees prior to the meeting, are available for examination at the Newman-Crows Landing Unified School District, 1223 Main Street, Newman, CA, between the hours of 8:00 and 4:00 Monday through Friday, excluding holidays. All documents provided by staff members and others to the board at the meeting will be available after the meeting from the Executive Assistant to the Superintendent.

CALL TO ORDER/ROLL CALL

Roll Call: Mr. Bazar ___ Mrs. Conforti ___ Mrs. Hurst___ Mr. Snodderly __ Mr. Wallace___

PUBLIC COMMUNICATION – CLOSED SESSION ITEMS

Any member of the audience desiring to comment on a Closed Session item may do so when the Board President asks for public comments. Please step to the podium and state your name. It would be appreciated if you would limit your comments to three minutes.

Per Board Policy BB9323, individual speakers may be allowed three minutes to address the Board on each agenda or non-agenda item. The Board may limit the total time for public input on each item to 20 minutes. With Board consent, the president may increase or decrease the time allowed for public presentation, depending on the topic and the number of persons wishing to be heard. The president may take a poll of speakers for or against a particular issue and may ask that additional persons speak only if they have something new to add.

CLOSED SESSION

Government Code 54957	Employment of Personnel
Government Code 54957	Public Employee Discipline/Dismissal/Release
Government Code 54957.6	Conference with Labor Negotiations NCLTA and CSEA
Government Code 54957	Public Employee Performance Evaluation, Superintendent

RECONVENE TO REGULAR SESSION

FLAG SALUTE

REPORT OUT OF ACTION TAKEN IN CLOSED SESSION

PUBLIC COMMUNICATION – AGENDA & NON-AGENDA ITEMS

Any person wishing to comment on agenda and non-agenda items may do so. Please step to the podium and state your name. It would be appreciated if you would limit your comments to three minutes. California Law prohibits the School Board from taking action on any matter, which is not on the posted agenda unless it is determined to be an emergency by the Board.

Per Board Policy BB9323, individual speakers may be allowed three minutes to address the Board on each agenda or non-agenda item. The Board may limit the total time for public input on each item to 20 minutes. With Board consent, the president may increase or decrease the time allowed for public presentation, depending on the topic and the number of persons wishing to be heard. The president may take a poll of speakers for or against a particular issue and may ask that additional persons speak only if they have something new to add.

APPROVAL OF AGENDA

INFORMATION/DISCUSSION ITEMS

1. School of the Month- Bonita (LCAP Goal 2)
2. Student Representative Report (LCAP Goal 2)
3. First Reading of AR 5111.2 Nonresident Foreign Students, AR 5112.2 Exclusions From Attendance, AR & BP 5113 Absences And Excuses, BP 5113.1 Chronic Absence And Truancy, AR 5113.12 District School Attendance Review Board, AR & BP 5113.2 Work Permits, E 9270 Conflict Of Interest, and AR 3311.1 Uniform Public Construction Cost Accounting Procedures
4. Attendance Awards (LCAP GOAL 2)

ACTION ITEMS

1. Consent Calendar

The Consent Calendar items are routine in nature and usually do not require Board discussion. Individual items may be removed by Board members and presented for discussion and separate action. The Consent Calendar will be adopted by a roll call vote.

a. Approve warrants in the amount of $813,817.46
b. Approve minutes from February 11, 2019
c. Accept donation of basketballs to Yolo Middle School
d. Accept donation from Cover's Landscaping to Orestimba High School
e. Second reading and approval of AR and BP 0420 School Site Councils, AR and BP 0450 Development and Review of Comprehensive School Safety Plan , BP and AR 0460 Goals and Actions Addressing State and Local Priorities, and AR 1220 Committee Charge
f. Approve the Attached List of Employment and Employment Changes
g. Approve 60% leave of absence for Christine Freitas for the 2019-2020 School
h. Approve Maintenance amd Operations Supervisor Job Description

Roll Call: Mr. Bazar ___ Mrs. Conforti ___ Mrs. Hurst___ Mr. Snodderly __ Mr. Wallace___

2. Approve 2nd Interim Budget Report (LCAP GOAL 1 &2)

Roll Call: Mr. Bazar ___ Mrs. Conforti ___ Mrs. Hurst___ Mr. Snodderly __ Mr. Wallace___

3. Approve E-Rate Year 22 6 Sites Wireless Network Upgrade (LCAP GOAL 1)

Roll Call: Mr. Bazar ___ Mrs. Conforti ___ Mrs. Hurst___ Mr. Snodderly __ Mr. Wallace___

4. Approve Resolution #18-19/03 Classified Layoff

Roll Call: Mr. Bazar ___ Mrs. Conforti ___ Mrs. Hurst___ Mr. Snodderly __ Mr. Wallace___

FUTURE AGENDA ITEMS
School of the Month: OHS
Administrative Professionals' Day
School Nurse's Day
Classified Employee Week
Day of the Teacher

SUPERINTENDENT'S REPORT

BOARD REPORTS
Mr. Bazar
Mrs. Conforti
Mrs. Hurst
Mr. Snodderly
Mr. Wallace

ADJOURNMENT

In compliance with the Americans with Disabilities Act, and the protections and prohibitions contained in 42 United States Code §12132, if any person needs special assistance to participate in the meeting, please contact the superintendent's office at (209) 862-2933 x 12. Notification 48 hours prior to the meeting will enable the District to make reasonable arrangements or accommodations to ensure accessibility to the meeting. Hearing Assistance is available upon request.

Employment and Employment Changes
March 11, 2019

Name	Site	Status	Job Title
Kristy Cordeiro	HBE	Hire	Substitute Teacher
Trisha Chandler	OHS	Hire	After School Credentialed Teacher for Tutoring
Cathleen Trayer	OHS	Hire	Instructional Aide
Celena Rodriguez	VRE	Hire	Yard Duty
Tim Lagrutta	OHS	Hire	Custodian
Rocky Coey	DW	Hire	Custodian
Jon Cruickshanks	DW	Hire	Custodian
Anthony Orozco	DW	Hire	Substitute Custodian
Lesley Oliveira Delgado	YMS	Hire	ASP Leader
Christine Bringazi	HBE	Hire	ASP Leader
Eric Medeiros	OHS	Volunteer	Softball Coach
Derek Thibodeau	OHS	Volunteer	Softball Coach
Angelina Ruiz	DW	Resignation	ASP Leader
Linda Jo Stayton	OHS	Resignation	BICM/BCBA
Arely Virgen	YMS	Resignation	Track Coach
Bertha A. Marquez	BES	Resignation	Teacher
Candice Collins-Grady	HBE	Resignation	Teacher
Nicole Hartzog	HBE	Resignation	Teacher
Alejandro Ramirez	HBE	Resignation	Teacher
Catherine Quittmeyer	OHS	Retirement	Teacher

Students
Nonresident Foreign Students

The Superintendent or designee shall, on behalf of the district, seek and obtain from the U.S. Department of Homeland Security's (DHS) Student and Exchange Visitor Program (SEVP) certification of eligibility to enroll nonimmigrant foreign students in district schools and recertification for the continuing eligibility of the district every two years. (8 CFR 214.3)
(cf. 6145.6 - International Exchange)

On a case-by-case basis, the Superintendent or designee may accept for admission into any of grades 9-12 any nonimmigrant foreign student with or seeking an F-1 visa. Any such student shall be admitted for a maximum of one year and shall pay the district the full, unsubsidized per-student cost of attendance at the school. (8 USC 1184)
(cf. 5111.1 - District Residency)

In determining whether to admit a student, the Superintendent or designee shall consider whether the following conditions exist: (8 CFR 214.3; 22 CFR 41.61)

1. A suitable program exists at the school the student has selected.
2. The student's English proficiency is sufficient for successful study at that school.
3. Space is available at the school.
4. The student has provided proof of financial responsibility.

In addition to fulfilling all other requirements for school entry, the student shall submit evidence that he/she has been fully immunized in accordance with California law.
(cf. 5141.31 - Immunizations)

In accordance with law, the Superintendent or designee shall retain and, when required, report to DHS any records for nonimmigrant foreign students required for the operation of the SEVP. Upon request, he/she also shall furnish to DHS representatives other records maintained by the district for nonimmigrant foreign students. (8 CFR 214.3)
(cf. 5125 - Student Records)

The Superintendent or designee shall ensure that any individual dealing with enrollment of nonimmigrant foreign students is trained on the use of the Student Exchange Visitor Information System.

(cf. 4131 - Staff Development)
(cf. 4231 - Staff Development)
(cf. 4331 - Staff Development)

Legal Reference:
EDUCATION CODE
48050-48054 Nonresidents
UNITED STATES CODE, TITLE 8
1184 Foreign students
1372 Reporting requirements, nonimmigrant foreign students
CODE OF FEDERAL REGULATIONS, TITLE 8
214.3 Petition for school approval
214.4 Withdrawal of school approval
CODE OF FEDERAL REGULATIONS, TITLE 22
41.61 Students; academic and nonacademic

Management Resources:
CALIFORNIA DEPARTMENT OF EDUCATION LEGAL ADVISORIES
0319.97 Amendments to F-1 Student Visa Requirements, LO: 1-97
U.S. DEPARTMENT OF STATE PUBLICATIONS
Foreign Students (F-1) in Public Schools
WEB SITES
U.S. Department of Homeland Security, Student and Exchange Visitor Program: http://www.ice.gov/sevis
U.S. Department of State: http://travel.state.gov/visa/temp/types/types_1269.html#1
U.S. Immigration and Customs Enforcement: http://www.ice.gov
(6/97) 8/13

Students
Exclusions From Attendance

The Superintendent or designee shall ensure that each child entering a district school at any grade level adheres to district admission requirements and enrollment procedures.
(cf. 5111 - Admission)
(cf. 5111.1 - District Residency)
(cf. 5116 - Intradistrict Open Enrollment)
(cf. 5117 - Interdistrict Attendance)
(cf. 5125 - Student Records)
(cf. 5141.3 - Health Examinations)

Mandatory Exclusions

The Superintendent or designee shall not unconditionally admit any student to an elementary or secondary school, preschool, or child care and development program for the first time, nor, after July 1, 2016, admit or advance any student to grade 7 unless the student has been fully immunized in accordance with Health and Safety Code 120335 and BP/AR 5141.31 - Immunizations or is exempted by law.

If a conditionally admitted student has not received required immunizations within 10 days after his/her parent/guardian has been notified of the need to do so, the student shall be excluded until he/she provides written evidence that he/she has received the vaccines due at that time. (Education Code 48216; Health and Safety Code 120335, 120370; 17 CCR 6055)
(cf. 5141.31 - Immunizations)
(cf. 5141.22 - Infectious Diseases)

The Superintendent or designee shall not admit a student who is reasonably suspected of having active tuberculosis. He/she shall be denied admission until the local health officer or licensed medical practitioner informs the district, in writing, that the student is no longer at risk of developing or transmitting the disease. (Health and Safety Code 121485, 121495, 121505)

(cf. 5141.26 - Tuberculosis Testing)

The Superintendent or designee shall exclude a student who is infected with any contagious or infectious disease. The student shall be permitted to return to school when a medical provider informs the Superintendent or designee in writing that he/she is satisfied that the contagious or infectious disease no longer exists. (Education Code 49451; 5 CCR 202)

The Superintendent or designee shall exclude a student who resides where any contagious, infectious, or communicable disease subject to quarantine exists or has recently existed and who is subject to strict isolation or quarantine of contacts, unless written permission of the health officer is provided. (Health and Safety Code 120230)

Permissive Exclusions

A student may be excluded from attendance at a district school under either of the following circumstances:

1. If there is good cause to believe that the student has been exposed to any disease stated in Health and Safety Code 120335 and his/her documentation of immunization does not show proof of immunization against that disease, the student may be temporarily excluded from the school until the local health officer is satisfied that the student is no longer at risk of developing or transmitting the disease. (Health and Safety Code 120335, 120370)

2. If the student has not had the health screening specified in Health and Safety Code 124040 before or within the first 90 days of attending first grade, he/she may be excluded for up to five days unless the parent/guardian has presented a waiver or the district has exempted the student from this requirement in accordance with law. (Health and Safety Code 124105)

(cf. 5141.32 - Health Screening for School Entry)

Notifications to Parents/Guardians

The Superintendent or designee may exclude a student without prior notice to the parent/guardian if the student is excluded for any of the following reasons: (Education Code 48213)

1. He/she resides in an area subject to quarantine pursuant to Health and Safety Code 120230.

2. He/she is exempt from a medical examination but suffers from a contagious or infectious disease pursuant to Education Code 49451.

3. The Superintendent or designee determines that the presence of the student would constitute a clear and present danger to the safety or health of other students or school personnel.

However, in such cases, the Superintendent or designee shall send a notice as soon as reasonably possible after the exclusion. (Education Code 48213)
(cf. 5145.6 - Parental Notifications)

In all other cases, the Superintendent or designee shall send a notice to the student's parent/guardian stating the facts leading to the exclusion, prior to excluding the student from attendance.

Appeals from Exclusion

Legal Reference:
EDUCATION CODE

48210-48216 Persons excluded
49076 Access to records by persons without written consent or under judicial order
49408 Information of use in emergencies
49451 Parent's refusal to consent
HEALTH AND SAFETY CODE
120230 Exclusion of persons from school
120325-120380 Educational and child care facility immunization requirements
121475-121520 Tuberculosis tests for students
124025-124110 Child Health and Disability Prevention Program
CODE OF REGULATIONS, TITLE 5
202 Exclusion of students with a contagious disease
CODE OF REGULATIONS, TITLE 17
6055 Exclusion for failure to obtain required immunizations

Management Resources:
CSBA PUBLICATIONS
Recent Legislation on Vaccines: SB 277, Fact Sheet, August 2015
WEB SITES
CSBA: http://www.csba.org
California Department of Public Health, Immunization Branch: http://www.cdph.ca.gov/programs/immunize
California Healthy Kids Resource Center: http://www.californiahealthykids.org
Centers for Disease Control and Prevention: http://www.cdc.gov
(10/95 11/04) 10/15

Students
Absences And Excuses

Excused Absences

Subject to any applicable limitation, condition, or other requirement specified in law, a student's absence shall be excused for any of the following reasons:

1. Personal illness (Education Code 48205)

2. Quarantine under the direction of a county or city health officer (Education Code 48205) (cf. 5112.2 - Exclusions from Attendance)

3. Medical, dental, optometrical, or chiropractic appointment (Education Code 48205)

4. Attendance at funeral services for a member of the student's immediate family (Education Code 48205)

Such absence shall be limited to one day if the service is conducted in California or three days if the service is conducted out of state. (Education Code 48205)

5. Jury duty in the manner provided by law (Education Code 48205)

6. Illness or medical appointment of a child to whom the student is the custodial parent (Education Code 48205)

(cf. 5146 - Married/Pregnant/Parenting Students)

7. Upon advance written request by the parent/guardian and the approval of the principal or designee, justifiable personal reasons including, but not limited to: (Education Code 48205)

a. Appearance in court

b. Attendance at a funeral service

c. Observance of a religious holiday or ceremony

d. Attendance at religious retreats for no more than four hours per semester

e. Attendance at an employment conference

f. Attendance at an educational conference on the legislative or judicial process offered by a nonprofit organization

8. Service as a member of a precinct board for an election pursuant to Elections Code 12302 (Education Code 48205)

(cf. 6142.3 - Civic Education)

9. To spend time with an immediate family member who is an active duty member of the uniformed services, as defined in Education Code 49701, and has been called to duty for deployment to a combat zone or a combat support position or is on leave from or has immediately returned from such deployment (Education Code 48205)

Such absence shall be granted for a period of time to be determined at the discretion of the Superintendent or designee. (Education Code 48205)

(cf. 6173.2 - Education of Children of Military Families)

10. Attendance at a naturalization ceremony to become a United States citizen (Education Code 48205)

11. Participation in religious exercises or to receive moral and religious instruction at the student's place of worship or other suitable place away from school (Education Code 46014)

(cf. 6141.2 - Recognition of Religious Beliefs and Customs)

Absence for student participation in religious exercises or instruction shall not be considered an absence for the purpose of computing average daily attendance if the student attends at least the minimum school day as specified in AR 6112 - School Day, and is not excused from school for this purpose on more than four days per school month. (Education Code 46014)

(cf. 6112 - School Day)

12. Work in the entertainment or allied industry (Education Code 48225.5)

Such absence shall be excused provided that the student holds a work permit authorizing such work and is absent for a period of not more than five consecutive days and up to five absences per school year. (Education Code 48225.5)

13. Participation with a nonprofit performing arts organization in a performance for a public school audience (Education Code 48225.5)

A student may be excused for up to five such absences per school year provided that the student's parent/guardian provides a written explanation of such absence to the school. (Education Code 48225.5)

14. Other reasons authorized at the discretion of the principal or designee based on the student's specific circumstances (Education Code 48205, 48260)

For the purpose of the absences described above, immediate family means the student's parent/guardian, brother or sister, grandparent, or any other relative living in the student's household. (Education Code 48205)

Method of Verification

Student absence to care for a child for whom the student is the custodial parent shall not require a physician's note. (Education Code 48205)

For other absences, the student shall, upon returning to school following the absence, present a satisfactory explanation verifying the reason for the absence. Absences shall be verified by the student's parent/guardian, other person having charge or control of the student, or the student if age 18 or older. (Education Code 46012; 5 CCR 306)

When an absence is planned, the principal or designee shall be notified prior to the date of the absence when possible.

The following methods may be used to verify student absences:

1. Written note, fax, email, or voice mail from parent/guardian or parent representative.

2. Conversation, in person or by telephone, between the verifying employee and the student's parent/guardian or parent representative. The employee shall subsequently record the following:

a. Name of student

b. Name of parent/guardian or parent representative

c. Name of verifying employee

d. Date(s) of absence

e. Reason for absence

(cf. 5113.11 - Attendance Supervision)

3. Visit to the student's home by the verifying employee, or any other reasonable method which establishes the fact that the student was absent for the reasons stated. The employee shall document the verification and include the information specified in item #2 above.

4. Physician's verification.

a. When excusing students for confidential medical services or verifying such appointments, district staff shall not ask the purpose of such appointments but may request a note from the medical office to confirm the time of the appointment.

b. If a student shows a pattern of chronic absenteeism due to illness, district staff may require physician verification of any further student absences.

(cf. 5113.1 - Chronic Absence and Truancy)

Parental Notifications

At the beginning of each school year, the Superintendent or designee shall:

1. Notify parents/guardians of the right to excuse a student from school in order to participate in religious exercises or to receive moral and religious instruction at their places of worship, or at other suitable places away from school property designated by a religious group, church, or denomination (Education Code 46014, 48980)

2. Notify students in grades 7-12 and the parents/guardians of all students enrolled in the district that school authorities may excuse any student from school to obtain confidential medical services without the consent of the student's parent/guardian (Education Code 46010.1)

3. Notify parents/guardians that a student shall not have a grade reduced or lose academic credit for any excused absence if missed assignments and tests that can reasonably be provided are satisfactorily completed within a reasonable period of time. Such notice shall include the full text of Education Code 48205. (Education Code 48980)

(cf. 5121 - Grades/Evaluation of Student Achievement)
(cf. 5145.6 - Parental Notifications)
(cf. 6154 - Homework/Makeup Work)
(11/11 3/17) 12/18

Students
Absences And Excuses

The Governing Board believes that regular attendance plays an important role in student achievement. The Board shall work with parents/guardians and students to ensure their compliance with all state attendance laws and may use appropriate legal means to correct problems of chronic absence or truancy.
(cf. 5112.1 - Exemptions from Attendance)
(cf. 5112.2 - Exclusions from Attendance)
(cf. 5113.1 - Chronic Absence and Truancy)
(cf. 5121 - Grades/Evaluation of Student Achievement)
(cf. 6154 - Homework/Makeup Work)

Absence from school shall be excused only for health reasons, family emergencies, and justifiable personal reasons, as permitted by law, Board policy, and administrative regulation. (Education Code 48205)

Student absence for religious instruction or participation in religious exercises away from school property may be considered excused subject to law and administrative regulation. (Education Code 46014)

Inasmuch as school attendance and class participation are integral to students' learning experiences, parents/guardians and students shall be encouraged to schedule medical and other appointments during non-school hours.

Students shall not be absent from school without their parents/guardians' knowledge or consent, except in cases of medical emergency or, as authorized pursuant to Education Code 46010.1, for a confidential medical appointment.

The Board shall, by resolution entered into its minutes, approve reasonable methods that may be used to verify student absences due to illness or quarantine. (5 CCR 421)

Legal Reference:
EDUCATION CODE
1740 Employment of personnel to supervise attendance (county superintendent)
37201 School month
37223 Weekend classes
41601 Reports of average daily attendance
42238-42250.1 Apportionments
46000 Records (attendance)
46010-46014 Absences
46100-46119 Attendance in kindergarten and elementary schools
46140-46147 Attendance in junior high and high schools
48200-48208 Children ages 6-18 (compulsory full-time attendance)
48210-48216 Exclusions from attendance
48240-48246 Supervisors of attendance

48260-48273 Truants
48292 Filing complaint against parent
48320-48324 School attendance review boards
48340-48341 Improvement of student attendance
48980 Parental notifications
49067 Unexcused absences as cause of failing grade
49701 Provisions of the interstate compact on educational opportunities for military children
ELECTIONS CODE
12302 Student participation on precinct boards
FAMILY CODE
6920-6929 Consent by minor for medical treatment
VEHICLE CODE
13202.7 Driving privileges; minors; suspension or delay for habitual truancy
WELFARE AND INSTITUTIONS CODE
601-601.4 Habitually truant minors
11253.5 Compulsory school attendance
CODE OF REGULATIONS, TITLE 5
306 Explanation of absence
420-421 Record of verification of absence due to illness and other causes
ATTORNEY GENERAL OPINIONS
87 Ops.Cal.Atty.Gen. 168 (2004)
66 Ops.Cal.Atty.Gen. 244 (1983)
COURT DECISIONS
American Academy of Pediatrics et al v. Lungren et al (1997) 16 Cal.4th 307

Management Resources:
CSBA PUBLICATIONS
Improving Student Achievement by Addressing Chronic Absence, Policy Brief, December 2010
WEB SITES
CSBA: http://www.csba.org
(11/99 11/11) 3/17

Students
Chronic Absence And Truancy

The Governing Board believes that absenteeism, whatever the cause, may be an early warning sign of poor academic achievement and may put students at risk of dropping out of school. The Board desires to ensure that all students attend school in accordance with the state's compulsory education law and take full advantage of educational opportunities provided by the district.
(cf. 5113 - Absences and Excuses)
(cf. 5113.11 - Attendance Supervision)

The Superintendent or designee shall establish a system to accurately track student attendance in order to identify individual students who are chronic absentees and truants, as defined in law and administrative regulation, and to identify patterns of absence throughout the district. He/she shall provide the Board with data on school attendance, chronic absence, and truancy rates districtwide, for each school, and disaggregated for each numerically significant student subgroup as defined in Education Code 52052. Such data shall be used in the development of annual goals and specific actions for student attendance and engagement to be included in the district's local control and accountability plan and other applicable school and district plans.
(cf. 0400 - Comprehensive Plans)
(cf. 0420 - School Plans/Site Councils)
(cf. 0450 - Comprehensive Safety Plan)
(cf. 0460 - Local Control and Accountability Plan)
(cf. 0500 - Accountability)

The Superintendent or designee shall develop strategies that focus on prevention of attendance problems, which may include, but are not limited to, efforts to provide a safe and positive school environment, relevant and engaging learning experiences, school activities that help develop students' feelings of connectedness with the school, school-based health services, and incentives and rewards to recognize students who achieve excellent attendance or demonstrate significant improvement in attendance. The Superintendent or designee also shall develop strategies that enable early outreach to students as soon as they show signs of poor attendance.

(cf. 0410 - Nondiscrimination in District Programs and Activities)
(cf. 5126 - Awards for Achievement)
(cf. 5131 - Conduct)
(cf. 5131.2 - Bullying)
(cf. 5137 - Positive School Climate)
(cf. 5141.6 - School Health Services)
(cf. 5145.3 - Nondiscrimination/Harassment)

The Superintendent or designee shall consult with students, parents/guardians, school staff, and community agencies, as appropriate, to identify factors contributing to chronic absence and truancy.

Interventions for students with serious attendance problems shall be designed to meet the specific needs of the student and may include, but are not limited to, health care referrals, transportation assistance, counseling for mental or emotional difficulties, academic supports, efforts to address school or community safety concerns, discussions with the student and

parent/guardian about their attitudes regarding schooling, or other strategies to remove identified barriers to school attendance. The Superintendent or designee may collaborate with child welfare services, law enforcement, courts, public health care agencies, other government agencies, and/or medical, mental health, and oral health care providers to make alternative educational programs and support services available for students and families.

(cf. 1400 - Relations Between Other Governmental Agencies and the Schools)
(cf. 5030 - Student Wellness)
(cf. 5146 - Married/Pregnant/Parenting Students)
(cf. 5147 - Dropout Prevention)
(cf. 6158 - Independent Study)
(cf. 6164.2 - Guidance/Counseling Services)
(cf. 6164.5 - Student Success Teams)
(cf. 6173 - Education for Homeless Children)
(cf. 6173.1 - Education for Foster Youth)
(cf. 6173.2 - Education of Children of Military Families)
(cf. 6175 - Migrant Education Program)
(cf. 6179 - Supplemental Instruction)
(cf. 6181 - Alternative Schools/Programs of Choice)
(cf. 6183 - Home and Hospital Instruction)
(cf. 6184 - Continuation Education)
(cf. 6185 - Community Day School)

Students who are identified as truant shall be subject to the interventions specified in law and administrative regulation.
(cf. 5113.12 - District School Attendance Review Board)

A student's truancy, tardiness, or other absence from school shall not be the basis for his/her suspension or expulsion. Alternative strategies and positive reinforcement for attendance shall be used whenever possible.
(cf. 5144 - Discipline)
(cf. 5144.1 - Suspension and Expulsion/Due Process)

The Superintendent or designee shall periodically report to the Board regarding the district's progress in improving student attendance rates for all students and for each numerically significant student population. Such information shall be used to evaluate the effectiveness of strategies implemented to reduce chronic absence and truancy and to make changes as needed. As appropriate, the Superintendent or designee shall engage school staff in program evaluation and improvement and in the determination of how to best allocate available community resources.

Legal Reference:
EDUCATION CODE
1740-1742 Employment of personnel to supervise attendance (county superintendent)
37223 Weekend classes
46000 Records (attendance)
46010-46014 Absences
46110-46119 Attendance in kindergarten and elementary schools
46140-46147 Attendance in junior high and high schools
48200-48208 Children ages 6-18 (compulsory full-time attendance)
48225.5 Work permits, entertainment and allied industries
48240-48246 Supervisors of attendance
48260-48273 Truants
48290-48297 Failure to comply; complaints against parents
48320-48325 School attendance review boards

48340-48341 Improvement of student attendance
48400-48403 Compulsory continuation education
48900 Suspension and expulsion
49067 Unexcused absences as cause of failing grade
52052 Accountability; numerically significant student subgroups
60901 Chronic absence
GOVERNMENT CODE
54950-54963 The Ralph M. Brown Act
PENAL CODE
270.1 Chronic truancy; parent/guardian misdemeanor
272 Parent/guardian duty to supervise and control minor child; criminal liability for truancy
830.1 Peace officers
VEHICLE CODE
13202.7 Driving privileges; minors; suspension or delay for habitual truancy
WELFARE AND INSTITUTIONS CODE
256-258 Juvenile hearing officer
601-601.4 Habitually truant minors
11253.5 Compulsory school attendance
CODE OF REGULATIONS, TITLE 5
306 Explanation of absence
420-421 Record of verification of absence due to illness and other causes
COURT DECISIONS
L.A. v. Superior Court of San Diego County, (2012) 209 Cal.App.4th 976

Management Resources:
CSBA PUBLICATIONS
Attendance Awareness Month, Fact Sheet, September 2014
ATTENDANCE WORKS PUBLICATIONS
Count Us In! Working Together to Show that Every School Day Matters, 2014
The Power of Positive Connections: Reducing Chronic Absence Through PEOPLE: Priority Early Outreach for Positive Linkages and Engagement, 2014
CALIFORNIA DEPARTMENT OF EDUCATION PUBLICATIONS
School Attendance Review Board Handbook: A Road Map for Improved School Attendance and Behavior, 2015
School Attendance Improvement Handbook, 2000
WEB SITES
CSBA: http://www.csba.org
Attendance Works: http://www.attendanceworks.org
California Association of Supervisors of Child Welfare and Attendance: http://www.cascwa.org
California Department of Education: http://www.cde.ca.gov
California Healthy Kids Survey: http://chks.wested.org
California School Climate, Health, and Learning Survey System: http://cal-schls.wested.org

(11/12 4/15) 10/17

Students

District School Attendance Review Board

Upon receiving a referral of a student with attendance and/or behavior problems, a designated member of the school attendance review board (SARB) shall review the case and may meet with school personnel to determine whether the school has provided sufficient information about the student's attendance record or behavior. If the referral is complete and is an appropriate matter for the SARB to consider, the SARB chairperson shall provide written notification to the student's parents/guardians stating the reasons a referral has been made, explaining the SARB process, advising whether additional information is needed, and describing school-level interventions that have previously been attempted.

The SARB shall meet with the student and his/her parents/guardians, give them an opportunity to present their understanding of the problem, and discuss the school and/or community resources appropriate for the student's circumstances.

Any SARB meeting to consider matters related to an individual student shall be held in closed session unless the parent/guardian requests, in writing, that the meeting be held in open session.
(cf. 9321 - Closed Session Purposes and Agendas)

The SARB shall have access to relevant student records, but shall not provide access to others without written consent of the student's parent/guardian. (Education Code 49076)
(cf. 5125 - Student Records)

For the limited purpose of making a proper disposition of the referral of a student, the SARB may issue subpoenas pursuant to Code of Civil Procedure 1985-1997 or may request the juvenile court to issue subpoenas to require the attendance of the student, parents/guardians or other person having control of the student, the school authority referring the student, or any other person who has pertinent or material information concerning the matter. The SARB shall not issue any subpoena that includes a request for production of written materials, but may request a juvenile court to issue such subpoena for the production of written materials. (Education Code 48263, 48321.5)

The SARB shall issue written directives stating the responsibilities of all persons involved, detailed resource referrals, and follow-up dates for the school's reports on the student's progress. The written directives shall include an agreement that the student will attend school or improve classroom behavior as applicable, and shall be signed by the student, his/her parents/guardians, the SARB chairperson, and the Superintendent or designee.

When referred by the SARB, a student may be assigned to a community day school or a county community school. (Education Code 1981, 48662)
(cf. 6185 - Community Day School)

At any time it deems proper, the SARB may require the student or his/her parents/guardians to furnish satisfactory evidence of participation in any available community services that the

student or parents/guardians have been directed to use. (Education Code 48263)

Based on progress reports submitted by the school, the SARB may terminate the agreement upon the successful completion of the terms of the agreement, extend the time for completion of the agreement, or schedule another meeting with the student and his/her parents/guardians.

If the student's attendance or behavior problems cannot be resolved by the SARB, or if the student and/or the student's parents/guardians continually and willfully fail to respond to SARB directives or the services provided, the student or parents/guardians shall be referred to the appropriate agency, including law enforcement agencies when necessary. (Education Code 48263, 48290-48291)
10/17

Students
Work Permits

The Governing Board recognizes that part-time employment can provide students with income as well as job experience that can help them develop appropriate workplace skills and attitudes. Upon obtaining an offer of employment, district students who are minors shall obtain work permits from the Superintendent or designee in accordance with law, regardless of whether the employment will occur when school is in session and/or not in session.
(cf. 6178 - Career Technical Education)

In determining whether to grant or continue a work permit, the Superintendent or designee shall consider whether employment is likely to significantly interfere with the student's schoolwork. Students granted work permits must demonstrate and maintain a 2.0 grade point average and satisfactory school attendance. On a case-by-case basis, the Superintendent or designee may approve a maximum work hour limit that is lower than the limit specified in law and administrative regulation.
(cf. 5121 - Grades/Evaluation of Student Achievement)

Students with work permits may be exempted from attendance in a full-time day school provided they attend part-time classes. (Education Code 48230)
(cf. 5112.1 - Exemptions from Attendance)

Work permits shall be limited to part-time employment as defined by law, except when the Superintendent or designee determines that circumstances warrant the granting of a permit for full-time employment.

Any student authorized to work full time when school is in session shall be enrolled in part-time continuation classes. A student age 14 or 15 who receives a permit to work full time shall also be enrolled in a work experience education program. (Education Code 49130, 49131, 49135)
(cf. 6178.1 - Work Based Learning)
(cf. 6184 - Continuation Education)

Legal Reference:
EDUCATION CODE
48230 Exemption from full-time school attendance for students with work permits
48231 Exemption from compulsory attendance for students entering attendance area near end of term
49100-49101 Compulsory attendance
49110-49119 Permits to work
49130-49135 Permits to work full time
49140-49141 Exceptions
49160-49165 Employment of minors; duties of employers
49180-49183 Violations
51760-51769.5 Work experience education
52300-52499.66 Career technical education
LABOR CODE
1285-1312 Employment of minors
1391-1394 Working hours for minors

CODE OF REGULATIONS, TITLE 5
16023-16027 District records, retention and destruction
CODE OF REGULATIONS, TITLE 8
11701-11707 Prohibited and dangerous occupations for minors
11750-11763 Work permits and conditions, minor employed in entertainment industry
CODE OF FEDERAL REGULATIONS, TITLE 29
570.1-570.129 Child labor regulations
ATTORNEY GENERAL OPINIONS
18 Ops.Cal.Atty.Gen. 114 (1951)

Management Resources:
CALIFORNIA DEPARTMENT OF EDUCATION PUBLICATIONS
Work Permit Handbook for California Schools: Laws and Regulations Governing the Employment of Minors, 2007
CALIFORNIA DEPARTMENT OF INDUSTRIAL RELATIONS PUBLICATIONS
Child Labor Laws, 2000
WEB SITES
California Department of Education, Work Experience Education: http://www.cde.ca.gov/ci/ct/we
California Department of Education, Office of Regional Occupational Centers and Programs and Workforce Development: http://www.cde.ca.gov/ci/ct/wd
California Department of Industrial Relations: http://www.dir.ca.gov

(6/95 11/04) 3/08

Students
Work Permits

Before accepting employment, a student under the age of 18 who is subject to the state's compulsory attendance law, including students who have not yet graduated from high school or have not received a certificate of proficiency, shall obtain a work permit.
(cf. 5112.1 - Exemptions from Attendance)
(cf. 6146.1 - High School Graduation Requirements)
(cf. 6146.2 - Certificate of Proficiency/High School Equivalency)

The district may issue a permit authorizing employment while school is in session, including employment connected with a work experience education program pursuant to Education Code 51760-51769.5, to a minor student age 14-17. The district also may issue a permit to any minor age 12-17 to be employed during a regular school holiday, during a regular or specified occasional public school vacation, and when the student is exempt from compulsory school attendance because he/she arrived from another state within 10 days before the end of the school term pursuant to Education Code 48231. (Education Code 49111, 49113, 49160)
(cf. 6178.1 - Work Based Learning)

If a minor has obtained an offer of employment in the entertainment industry, he/she shall request a work permit from the California Department of Industrial Relations, Division of Labor Standards Enforcement, pursuant to Labor Code 1308.5 and 8 CCR 11752-11753.

A student shall not be required to obtain a work permit if he/she is self-employed; is working at odd jobs such as yard work and babysitting in private homes where he/she is not regularly employed; is a self-employed news carrier delivering newspapers to consumers on a regular route; is employed by his/her parent/guardian in domestic labor on or in connection with premises the parent/guardian owns, operates, or controls; or is otherwise exempted by law.

Persons Authorized to Issue Work Permits

The following individuals are authorized to issue a work permit to a minor student in the district: (Education Code 49110)

1. The Superintendent

2. An employee holding a services credential with a specialization in pupil personnel services or a certificated work experience education teacher or coordinator, when authorized by the Superintendent in writing

3. A principal, or another school administrator designated by the principal, provided that he/she:

a. Provides a self-certification that he/she understands the requirements of law for issuing a work permit

b. Does not issue a work permit to his/her own child

If the person designated to issue work permits is not available and delay in issuing a permit would jeopardize a student's ability to secure work, the Superintendent may authorize another person to issue the permit. (Education Code 49110)

Approval Process

The student's parent/guardian, foster parent, caregiver with whom the student resides, or residential shelter services provider shall file a written request for a work permit. (Education Code 49110)

The request for a work permit shall be submitted to the Superintendent or designee on a form approved by the California Department of Education (CDE). The Superintendent or designee shall have discretion to determine whether or not to issue the work permit.

In determining whether to approve a work permit, the Superintendent or designee shall verify the student's date of birth, the type of work permit to be issued, and whether the student meets any other criteria established by the Governing Board. The Superintendent or designee may inspect the student's records and/or may confer with at least one of the student's teachers for evidence of satisfactory grades and school attendance and to determine whether the student possesses the motivation and maturity to maintain academic progress while working.
(cf. 5121 - Grades/Evaluation of Student Achievement)

Minors shall not be approved to work in environments declared hazardous or dangerous for young workers or otherwise prohibited by child labor laws. (Labor Code 1290-1298; 29 CFR 570.33, 570.50-570.72)

The Superintendent or designee shall ensure that the requested work hours do not exceed the maximum work hours specified in law based on the student's age and whether the employment will occur while school is in session and/or not in session. (Education Code 49111, 49112, 49116; Labor Code 1391-1391.1; 29 CFR 570.35)

Full-time employment may be authorized for students age 14-17 only in accordance with Education Code 49130-49135.
(cf. 6184 - Continuation Education)

All work permits shall be issued in a format approved and authorized by the CDE. (Education Code 49117)

Each permit shall authorize work for a specific employer. Whenever a student changes employers, he/she shall request a new permit.

The student may be issued more than one work permit if he/she works concurrently for more than one employer, provided that the total number of hours worked does not exceed the total number of hours allowed by law and the district.

Whenever a work permit is issued by a principal or other designated school administrator, the principal or designee shall submit to the Superintendent a copy of each work permit he/she issues, along with a copy of the application. (Education Code 49110)

The Superintendent or designee shall periodically inspect the grades and attendance records of students granted work permits to ensure maintenance of academic progress and any additional criteria established in Board policy.

Expiration of Work Permits

Work permits issued during the school year shall expire five days after the opening of the next succeeding school year. (Education Code 49118)

Before the work permit expires, a student may apply for a renewed work permit in accordance with the procedures specified in the section "Approval Process" above.

Revocation of Work Permits

The Superintendent or designee shall revoke a student's work permit whenever he/she determines that employment is interfering with the student's education, that any provision or condition of the permit is being violated, or that the student is performing work in violation of law. (Education Code 49116, 49164)

The Superintendent may revoke a work permit issued by a principal of a public or private school located within the district if the Superintendent becomes aware of any grounds upon which the student may be deemed ineligible for a work permit under law. (Education Code 49110)

Retention of Records

The Superintendent or designee shall retain a copy of the work permit application and the work permit until the end of the fourth year after the work permit was issued. (5 CCR 16026)
(cf. 3580 - District Records)
(cf. 5125 - Student Records)

(11/04 3/08) 11/09

Business and Noninstructional Operations
Uniform Public Construction Cost Accounting Procedures

Procedures for awarding contracts for public works projects shall be determined on the basis of the amount of the project, as follows:

1. Public projects of $60,000 or less may be performed by district employees by force account, negotiated contract, or purchase order. (Public Contract Code 22032)

2. Contracts for public projects of $200,000 or less may be awarded through the following informal procedures: (Public Contract Code 22032, 22034, 22038)

a. The Superintendent or designee shall prepare a notice inviting informal bids which describes the project in general terms, explains how to obtain further information about the project, and states the time and place for the submission of bids. This notice shall be disseminated by mail, fax, or email to either or both of the following:

(1) All contractors on a list of qualified contractors maintained by the district for the category of work being bid, unless the product or service is proprietary, at least 10 calendar days before bids are due

(2) All construction trade journals identified pursuant to Public Contract Code 22036

b. The district shall review the informal bids that were submitted and award the contract, except that:

(1) If all bids received through the informal process are in excess of $200,000, the contract may be awarded to the lowest responsible bidder, provided that the Governing Board adopts a resolution with a four-fifths vote to award the contract at $212,500 or less and the Board determines the district's cost estimate is reasonable.

(2) If no bids are received through the informal bid procedure, the project may be performed by district employees by force account or negotiated contract.

3. Public projects of more than $200,000 shall, except as otherwise provided by law, be subject to formal bidding procedures, as follows: (Public Contract Code 22032, 22037, 22038)

a. Notice inviting formal bids shall state the time and place for receiving and opening sealed bids and distinctly describe the project. The notice shall be disseminated in both of the following ways:

(1) Through publication in a newspaper of general circulation in the district's jurisdiction or, if there is no such newspaper, then by posting the notice in at least three places designated by the district as places for posting its notices. Such notice shall be published

at least 14 calendar days before the date that bids will be opened.

(2) By mail and electronically, if available, by either fax or email, to all construction trade journals identified pursuant to Public Contract Code 22036. Such notice shall be sent at least 15 calendar days before the date that bids will be opened.

In addition to the notice required above, the district may give such other notice as it deems proper.

b. The district shall award the contract as follows:

(1) The contract shall be awarded to the lowest responsible bidder. If two or more bids are the same and the lowest, the district may accept the one it chooses.

(2) At its discretion, the district may reject all bids presented and declare that the project can be more economically performed by district employees, provided that the district notifies an apparent low bidder, in writing, of the district's intention to reject the bid. Such notice shall be mailed at least two business days prior to the hearing at which the district intends to reject the bid.

(3) If no bids are received through the formal bid procedure, the project may be performed by district employees by force account or negotiated contract.

(cf. 3311 - Bids)
(12/16) 12/18

Board Bylaws
Conflict Of Interest

RESOLUTION ADOPTING A
CONFLICT OF INTEREST CODE

WHEREAS, the Political Reform Act, Government Code 87300-87313, requires each public agency in California to adopt a conflict of interest code; and

WHEREAS, the Governing Board of the Newman- Crows Landing Unified School District has previously adopted a local conflict of interest code; and

WHEREAS, past and future amendments to the Political Reform Act and implementing regulations may require conforming amendments to be made to the district's conflict of interest code; and

WHEREAS, a regulation adopted by the Fair Political Practices Commission, 2 CCR 18730, provides that incorporation by reference of the terms of that regulation, along with an agency-specific appendix designating positions and disclosure categories shall constitute the adoption and amendment of a conflict of interest code in conformance with Government Code 87300 and 87306; and

WHEREAS, the Newman-Crows Landing Unified School District has recently reviewed its positions, and the duties of each position, and has determined that (changes/no changes) to the current conflict of interest code are necessary; and

WHEREAS, any earlier resolutions, bylaws, and/or appendices containing the district's conflict of interest code shall be rescinded and superseded by this resolution and Appendix; and

NOW THEREFORE BE IT RESOLVED that the Newman-Crows Landing Unified School District Governing Board adopts the following Conflict of Interest Code including its Appendix of Designated Employees and Disclosure Categories.

PASSED AND ADOPTED THIS _____ day of _____, _____ at a meeting, by the following vote:

AYES:_____ NOES:_____ ABSENT:_____

Attest:

_____
Secretary/President

Conflict of Interest Code of the Newman-Crows Landing Unified School District

The provisions of 2 CCR 18730 and any amendments to it adopted by the Fair Political Practices Commission, together with the attached Appendix specifying designated positions and disclosure categories, are incorporated by reference and shall constitute the district's conflict of interest code.

Governing Board members and designated employees shall file a Statement of Economic Interest/Form 700 in accordance with the disclosure categories listed in the attached Appendix. The Statement of Economic Interest shall be filed with the district's filing officer and/or, if so required, with the district's code reviewing body. The district's filing officer shall make the statements available for public review and inspection.

APPENDIX

Disclosure Categories

1. Category 1: A person designated Category 1 shall disclose:

a. Interests in real property located entirely or partly within district boundaries, or within two miles of district boundaries, or of any land owned or used by the district.

b. Investments or business positions in or income from sources which are engaged in the acquisition or disposal of real property within the district, are contractors or subcontractors which are or have been within the past two years engaged in work or services of the type used by the district, or manufacture or sell supplies, books, machinery, or equipment of the type used by the district.

2. Category 2: A person designated Category 2 shall disclose:

a. Investments or business positions in or income from sources which are contractors or subcontractors engaged in work or services of the type used by the department which the designated person manages or directs.

b. Investments or business positions in or income from sources which manufacture or sell supplies, books, machinery, or equipment of the type used by the department which the designated person manages or directs. For the purposes of this category, a principal's department is his/her entire school.

Designated Positions

Designated Position and Disclosure Category

Governing Board Members 1
Superintendent of Schools 1

Accounts Payable Technician 1
Director 2
Principal 2
Assistant Principal 2
Maintenance and Operations Director 2
Executive Assistant 2

Disclosures for Consultants

Consultants are designated employees who must disclose financial interests as determined on a case-by-case basis by the Superintendent or designee. The Superintendent or designee's written determination shall include a description of the consultant's duties and a statement of the extent of disclosure requirements based upon that description. All such determinations are public records and shall be retained for public inspection along with this conflict of interest code.

A consultant is an individual who, pursuant to a contract with the district, makes a governmental decision whether to: (2 CCR 18700.3)

1. Approve a rate, rule, or regulation
2. Adopt or enforce a law
3. Issue, deny, suspend, or revoke any permit, license, application, certificate, approval, order, or similar authorization or entitlement
4. Authorize the district to enter into, modify, or renew a contract that requires district approval
5. Grant district approval to a contract that requires district approval and in which the district is a party, or to the specifications for such a contract
6. Grant district approval to a plan, design, report, study, or similar item
7. Adopt or grant district approval of district policies, standards, or guidelines

A consultant is also an individual who, pursuant to a contract with the district, serves in a staff capacity with the district and in that capacity participates in making a governmental decision as defined in 2 CCR 18704, subsections (a) and (b), or performs the same or substantially all the same duties for the district that would otherwise be performed by an individual holding a position specified in the district's conflict of interest code. (2 CCR 18700.3)
(7/10) 5/16

Newman-Crows Landing Unified School District
Newman, CA
Policy Adopted

[redacted]

Total Ck runs = $ 813,817.46
Batches 47-52

Ck Run 1 $326,22.05

NE 02/06/2019
BATCH #0047

Batch status: A All

From batch: 0047

To batch: 0047

Include Revolving Cash: Y

Include Address: N

Include Object Desc: N

Include Vendor TIN: N

Include Audit Date and Time in Sort: N

SUBMITTED BY: ldelgado, 2/5/2019

APPROVED BY: rfillpot, 2/5/2019

[redacted]

Vendor/Addr Remit name / Req Reference	Date	Description	Tax ID num	Deposit type / FD RESC Y OBJT GOAL FUNC STE ORGN D2 T9MPS	ABA num / Account num	Liq Amt	Net Amount
014965/00 ALHAMBRA							
PO-010040	01/25/2019	14200003012519 SSC WATER DLVRY		1 01-0000-0-5813-0000-7200-100-0100-XX NN P		80.00	80.00
PO-010040	01/25/2019	14199969012519 M/O WATER DLVRY		1 01-0000-0-5813-0000-7200-100-0100-XX NN P		160.92	160.92
PO-010040	01/25/2019	14199950012519 OHS WATER DLVRY		1 01-0000-0-5813-0000-7200-100-0100-XX NN P		187.96	187.96
PO-010040	01/25/2019	14200051012519 YMS WATER DLVRY		1 01-0000-0-5813-0000-7200-100-0100-XX NN P		246.40	246.40
PO-010040	01/25/2019	14200023012519 VR WATER DLVRY		1 01-0000-0-5813-0000-7200-100-0100-XX NN P		11.99	11.99
PO-010040	01/25/2019	14199879012519 BE WATER DLVRY		1 01-0000-0-5813-0000-7200-100-0100-XX NN P		136.97	136.97
PO-010040	01/25/2019	14200080012519 HB WATER DLVRY		1 01-0000-0-5813-0000-7200-100-0100-XX NN P		180.41	180.41
PO-010040	01/27/2019	17076472012719 DO WATER DLVRY		1 01-0000-0-5813-0000-7200-100-0100-XX NN P		144.44	144.44
		TOTAL PAYMENT AMOUNT		1,149.09 *			1,149.09
017711/00 ATKINSON ANDELSON LOYA							
PO-010042	12/31/2018	560821 DEC 2018 LEGAL SERVICES		1 01-0000-0-5804-0000-7100-100-0100-XX N7 P		15,374.63	15,374.63
		TOTAL PAYMENT AMOUNT		15,374.63 *			15,374.63
020327/00 AVILA, BEATRICE							
PO-010128	02/04/2019	REIMB OCT2018 PATTERSON MILEAG		1 01-6500-0-5206-5770-1110-100-0100-XX NN P		282.48	282.48
PO-010128	02/04/2019	REIMB NOV2018 PATTERSON MILEAG		1 01-6500-0-5206-5770-1110-100-0100-XX NN P		179.76	179.76
PO-010128	02/04/2019	REIMB DEC2019 PATTERSON MILEAG		1 01-6500-0-5206-5770-1110-100-0100-XX NN P		102.72	102.72
		TOTAL PAYMENT AMOUNT		564.96 *			564.96
017474/00 BENCHMARK EDUCATION COMPANY							
PO-011104	01/30/2019	363530 REGISTRAT- Y. CISNEROS		1 01-3010-0-5213-1110-1000-410-LCAP-PD NN F		100.00	100.00
PO-014118	01/28/2019	363313 REGISTRATION- D SASSE		1 01-3010-0-5213-1110-1000-400-LCAP-PD NN F		100.00	100.00
		TOTAL PAYMENT AMOUNT		200.00 *			200.00
016065/00 BIO CORPORATION							
PO-012224	12/30/2018	V537648 FETAL PIGS		1 01-3010-0-4310-1110-1000-200-0100-XX YN P		237.75	237.75
PO-012224	12/30/2018	V537648 SHIPPING		1 01-3010-0-4310-1110-1000-200-0100-XX NN F		68.72	44.70
		TOTAL PAYMENT AMOUNT		282.45 *			282.45
		TOTAL USE TAX AMOUNT		18.72			
020332/00 BORGES-O'DELL, CYNTHIA							
PO-010233	02/04/2019	CLINICAL SUPERVISION-DEC 2018		1 01-0000-0-5813-0000-3135-100-0100-XX NY P		210.00	210.00
PO-010233	02/04/2019	CLINICAL SUPERVISION-JAN 2019		1 01-0000-0-5813-0000-3135-100-0100-XX NY P		210.00	210.00
		TOTAL PAYMENT AMOUNT		420.00 *			420.00

Vendor/Addr Remit name / Req Reference	Date	Description	Tax ID num	Deposit type / FD RESC Y OBJT GOAL FUNC STE ORGN D2 T9MPS	ABA num / Account num	Liq Amt	Net Amount
013922/00 CENTRAL SANITARY SUPPLY							
PO-010408	01/30/2019	946334 HB CUSTODIAL SUPPLIES	1	01-0000-0-4345-0000-8100-475-0100-XX NN F		1,031.17	1,031.17
PO-010408	01/30/2019	946334 BES CUSTODIAL SUPPLIES	2	01-0000-0-4345-0000-8100-500-0100-XX NN F		281.96	281.96
PO-010408	01/30/2019	946334 D.O. CUSTODIAL SUPPLIES	3	01-0000-0-4345-0000-8100-100-0100-XX NN F		268.45	268.45
PO-010408	01/30/2019	946334 HE CUSTODIAL SUPPLIES	4	01-0000-0-4345-0000-8100-410-0100-XX NN F		700.00	700.00
PO-010408	01/30/2019	946334 MCC CTR CUSTODIAL SUPPL	5	01-0000-0-4345-0000-8100-450-0100-XX NN F		108.72	108.92
PO-010408	01/30/2019	946334 OHS CUSTODIAL SUPPLIES	6	01-0000-0-4345-0000-8100-200-0100-XX NN P		1,244.00	1,244.00
		TOTAL PAYMENT AMOUNT		3,634.50 *			3,634.50
020029/00 CHILDREN'S MUSEUM OF STOCKTON							
PO-014107	01/18/2019	545 VON RENNER ADMISSION 1/18	1	01-1100-0-4343-1110-1000-400-LCAP-P7 NN F		565.00	525.00
		TOTAL PAYMENT AMOUNT		525.00 *			525.00
195104/00 CITY OF NEWMAN							
PO-010167	01/30/2019	2848 SCHL RSRC OFFICER JAN-MAR	2	01-0000-0-5100-0000-2700-100-SROF-XX NN P		25,981.78	25,981.78
PV-190216	01/23/2019	7196 SSC DEC/JAN 2019		01-0000-0-5501-0000-8100-100-0100-XX NN			369.57
PV-190216	01/23/2019	7196-003 D.O. DEC/JAN 2019		01-0000-0-5501-0000-8100-100-0100-XX NN			156.36
PV-190216	01/23/2019	7258 OHS DEC/JAN 2019		01-0000-0-5501-0000-8100-200-0100-XX NN			4,923.86
PV-190216	01/23/2019	8345 YMS DEC/JAN 2019		01-0000-0-5501-0000-8100-300-0100-XX NN			2,833.83
PV-190216	01/23/2019	8247 VR DEC/JAN 2019		01-0000-0-5501-0000-8100-400-0100-XX NN			2,311.41
PV-190216	01/23/2019	6460 HE DEC/JAN 2019		01-0000-0-5501-0000-8100-410-0100-XX NN			1,871.23
PV-190216	01/23/2019	11193 HB DEC/JAN 2019		01-0000-0-5501-0000-8100-475-0100-XX NN			2,261.71
PV-190216	01/23/2019	7197 WSVH DEC/JAN 2019		01-0000-0-5501-0000-8100-600-0100-XX NN			67.40
PV-190216	01/23/2019	6936 MCC CTR DEC/JAN 2019		01-0000-0-5501-0000-8100-450-0100-XX NN			406.61
		TOTAL PAYMENT AMOUNT		41,183.76 *			41,183.76
019060/00 CLAY PLANET							
PO-012196	01/26/2019	220729 CERAMIC KILN	1	01-1100-0-4401-1110-1000-200-LCAP-FA NN F		3,567.43	3,567.43
PO-012196	01/26/2019	220729 CORELITE	2	01-1100-0-4340-1110-1000-200-LCAP-FA NN F		150.00	150.00
PO-012261	01/26/2019	220730 CLAY	1	01-1100-0-4310-1110-1000-200-LCAP-FA NN F		819.88	819.88
		TOTAL PAYMENT AMOUNT		4,537.31 *			4,537.31
018009/00 CONTINENTAL ATHLETIC SUPPLY							
PO-012037	09/20/2018	94985 RECONDITION PADS,HELMETS	1	01-0000-0-5604-1110-4200-200-ATHL-XX NN F		3,927.34	3,927.34
PO-012037	09/20/2018	94985 RECONDITION PADS,HELMETS	2	01-0000-0-5604-1110-4200-200-ATHL-XX NN F		1,493.32	1,493.32
		TOTAL PAYMENT AMOUNT		5,420.66 *			5,420.66

Vendor/Addr / Req	Remit name / Reference	Date	Description	Tax ID num	Deposit type / FD RESC Y OBJT GOAL FUNC STE ORGN D2 T9MPS	ABA num / Account num	Liq Amt	Net Amount
000007/00	CROWS LANDING COMMUNITY							
PV-190221		02/01/2019	BONITA JAN 2019 WATER CHARGE		01-0000-0-5501-0000-8100-500-0100-XX NN			750.00
PV-190221		02/01/2019	BONITA FEB 2019 WATER CHARGE		01-0000-0-5501-0000-8100-500-0100-XX NN			750.00
			TOTAL PAYMENT AMOUNT		1,500.00 *			1,500.00
017885/01	CUE							
PO-012233		01/14/2019	74468 REGISTRAT TRANSFER FEE	1	01-6387-0-5213-3800-1000-200-0100-CS NN F		25.00	25.00
			TOTAL PAYMENT AMOUNT		25.00 *			25.00
000074/00	CURRICULUM ASSOCIATES LLC							
PO-014121		01/25/2019	90572471 PHONICS READING LEVEL	1	01-3010-0-4310-1110-1000-400-0100-XX NN F		1,061.91	1,061.91
			TOTAL PAYMENT AMOUNT		1,061.91 *			1,061.91
018569/00	DATAPATH INC							
PO-010060		02/01/2019	140704 IT TECH SUPPORT-FEB2019	1	01-0000-0-5813-0000-7200-100-0100-XX NN P		19,302.20	19,302.20
PO-013169		01/15/2019	140449 HP LASER JET PRO PRINTR	1	01-1100-0-4340-1110-1000-300-LCAP-P7 NN F		516.12	516.12
			TOTAL PAYMENT AMOUNT		19,818.32 *			19,818.32
996845/00	FIRST STUDENT INC							
PO-018001		01/28/2019	305C003661 OHS GBB 1/21	1	01-0000-0-5817-1110-4000-200-ATHL-XX NN P		235.80	235.80
PO-018001		01/28/2019	305C003669 OHS BBB 1/23	1	01-0000-0-5817-1110-4000-200-ATHL-XX NN P		478.41	478.41
PO-018001		01/28/2019	305C003675 OHS GBB 1/24	1	01-0000-0-5817-1110-4000-200-ATHL-XX NN P		340.75	340.75
PO-018001		01/28/2019	305C003674 OHS G SOCCER 1/24	1	01-0000-0-5817-1110-4000-200-ATHL-XX NN P		339.82	339.82
PO-018006		01/28/2019	305C003650 YMS SPORTS 1/17	1	01-0000-0-5817-1110-4000-300-ATHL-XX NN P		254.67	254.67
PO-018015		01/28/2019	11544672 HTS,MNTRS,EXCSS HR/MI	2	01-0025-0-5100-0000-3600-100-0100-XX NN P		41,686.09	41,686.09
PO-018052		01/28/2019	305C003658 OHS WRESTLING 1/19	1	01-0000-0-5817-1110-4000-200-ATHL-XX NN P		452.37	452.37
PO-018053		01/28/2019	305C003653 VR TO STOCKTON 1/18	1	01-1100-0-5817-1110-4000-400-LCAP-P7 NN F		699.68	613.69
			TOTAL PAYMENT AMOUNT		44,401.60 *			44,401.60
018997/00	FRESNO OXYGEN/BARNES WELDING							
PO-012195		11/06/2018	62282682 PIPE NOTCHER, DIE	1	01-6387-0-4340-3800-8100-200-0100-SH NN F		1,374.38	1,382.91
PO-012195		11/06/2018	62282682 SCOTCHMAN,PICKET TOOL	2	01-6387-0-4401-3800-8100-200-0100-SH NN F		3,252.43	3,252.43
			TOTAL PAYMENT AMOUNT		4,635.34 *			4,635.34

Vendor/Addr Remit name / Req Reference Date Description	Tax ID num Deposit type / FD RESC Y OBJT GOAL FUNC STE ORGN D2 T9MPS	ABA num Account num	Liq Amt	Net Amount
019592/00 GET FIT 24/7				
PO-016017 02/01/2019 M1036 FEB 2019 GYM MEMBERSHIP	1 01-1100-0-5310-1110-4000-600-LCAP-P7 NN P		150.00	150.00
TOTAL PAYMENT AMOUNT	150.00 *			150.00
377601/00 GOTTSCHALK MUSIC CENTER				
PO-013018 01/28/2019 610503 YMS BAND SUPPLIES	1 01-1100-0-4310-1110-1000-300-SUPP-XX NN P		21.55	21.55
TOTAL PAYMENT AMOUNT	21.55 *			21.55
017958/00 HP INC				
PO-012218 01/26/2019 60836192 HP DESIGNJET SPINDLE	1 01-6387-0-4401-3800-1000-200-0100-CS NN F		1,677.98	64.47
TOTAL PAYMENT AMOUNT	64.47 *			64.47
019740/00 MAIL FINANCE INC				
PV-190220 01/26/2019 N7549189 FEB2019 PSTG MCHN LSE	01-0000-0-5601-0000-7200-100-0100-XX NN			367.32
TOTAL PAYMENT AMOUNT	367.32 *			367.32
020367/00 MOSELEY, DENISE				
PO-010129 02/04/2019 REIMB JAN2019 PATTERSON MILEAG	2 01-6500-0-5206-5770-1110-100-0100-XX NN P		292.32	292.32
TOTAL PAYMENT AMOUNT	292.32 *			292.32
017864/00 NAPA AUTO PARTS OF NEWMAN				
PO-010010 01/22/2019 305640 FUNNEL	1 01-8150-0-4346-0000-8100-100-0100-XX NN P		2.42	2.42
PO-010010 01/30/2019 306000 BALL MOUNT,TRAILER BALL	2 01-8150-0-4353-0000-8100-100-0100-XX NN P		73.64	73.64
PO-010010 01/31/2019 306054 BATTERY	2 01-8150-0-4353-0000-8100-100-0100-XX NN P		57.60	57.60
TOTAL PAYMENT AMOUNT	133.66 *			133.66
999092/00 PATTERSON UNIFIED SCHOOL DIST				
PO-010397 10/10/2018 190009 TRANSPORTATION JUL-SEPT	1 01-6500-0-7145-5001-9200-100-0100-XX NN P		145,769.28	145,769.28
TOTAL PAYMENT AMOUNT	145,769.28 *			145,769.28

Vendor/Addr Remit name / Req Reference	Date	Description	Tax ID num	Deposit type / FD RESC Y OBJT GOAL FUNC STE ORGN D2 T9MPS	ABA num / Account num	Liq Amt	Net Amount
018353/00 PRACTI-CAL INC							
PO-010110	01/25/2019	342338 MEDI-CAL CLAIMS 1/25		2 01-0000-0-5813-0000-7200-100-0100-XX NN P		74.26	74.26
PO-010110	01/31/2019	342379 MEDI-CAL CLAIMS 1/31		2 01-0000-0-5813-0000-7200-100-0100-XX NN P		15.22	15.22
		TOTAL PAYMENT AMOUNT		89.48 *			89.48
016139/00 RALEY'S							
PO-010394	01/22/2019	5000818 5027690444ASTR CAFE SU		1 13-5310-0-4710-0000-3700-900-0300-XX NN P		11.95	11.95
PO-010415	01/29/2019	5000818 744622 MEETING SUPPL		1 01-0000-0-4340-0000-7200-100-0100-XX NN P		12.18	12.18
PO-010415	01/29/2019	5000818 745380 MEETING SUPPL		1 01-0000-0-4340-0000-7200-100-0100-XX NN P		28.50	28.50
		TOTAL PAYMENT AMOUNT		52.63 *			52.63
020181/00 RAYNOR, SUSAN							
PO-010389	02/04/2019	REIMB JAN2019 MODESTO MILEAGE		1 01-6500-0-5206-5770-1110-100-0100-XX NN P		276.08	276.08
		TOTAL PAYMENT AMOUNT		276.08 *			276.08
020461/00 RUDERMAN & KNOX LLP							
PO-010412	01/31/2019	CS:2018110887 LEGAL FEES		1 01-0000-0-5804-5001-7100-100-0100-XX N7 F		10,000.00	10,000.00
		TOTAL PAYMENT AMOUNT		10,000.00 *			10,000.00
014957/00 SMART & FINAL							
PO-017037	01/23/2019	4025130050709 OHS ASP SUPPLIES		1 01-0000-0-4340-1110-4000-299-LCAP-XX NN P		393.65	393.65
		TOTAL PAYMENT AMOUNT		393.65 *			393.65
017888/00 SOUTHWEST SCHOOL & OFFC SUPPLY							
PO-011007	01/28/2019	528085 HUNT OFFICE SUPPLIES		1 01-1100-0-4352-0000-2700-410-0100-XX NN P		274.27	274.27
PO-011034	01/25/2019	527435 INSTRUCT SUPPL-BENAVIDE		1 01-1100-0-4310-1110-1000-410-NTCH-P1 NN P		227.03	227.03
PO-011034	01/24/2019	526340 INSTRUCT SUPPL-ROCHA		1 01-1100-0-4310-1110-1000-410-NTCH-P1 NN P		6.48	6.48
PO-011035	01/24/2019	526845 INSTRUCT SUPPL-REEVES		1 01-1100-0-4310-1110-1000-410-BASE-XX NN P		94.48	94.48
PO-013062	01/24/2019	526736 INSTRUCT SUPPL-MARCH		1 01-1100-0-4310-1110-1000-300-BASE-XX NN P		141.52	141.52
PO-013152	01/25/2019	527529 YMS OFFICE SUPPLIES		1 01-1100-0-4352-0000-2700-300-0100-XX NN P		204.32	204.32
PO-014012	01/24/2019	526742 VR OFFICE SUPPLIES		1 01-1100-0-4352-0000-2700-400-0100-XX NN P		62.39	62.39
PO-015005	01/25/2019	527438 INSTRUCT SUPPL-4 GR		1 01-1100-0-4310-1110-1000-500-BASE-XX NN P		65.26	65.26
PO-015005	01/25/2019	527535 INSTRUCT SUPPL-2 GR		1 01-1100-0-4310-1110-1000-500-BASE-XX NN P		29.39	29.39
		TOTAL PAYMENT AMOUNT		1,105.14 *			1,105.14

Vendor/Addr / Req	Remit name / Reference	Date	Description	Tax ID num / Deposit type / FD RESC Y OBJT GOAL FUNC STE ORGN D2 T9MPS	ABA num / Account num	Liq Amt	Net Amount
000424/00	STAN CO DEPT OF EDUCATION						
PO-010025	191547 MOU #9461-18008 NGSS PD	01/28/2019		1 01-4126-0-5813-1110-1000-703-LCAP-PD NN F		9,000.00	9,000.00
			TOTAL PAYMENT AMOUNT	9,000.00 *			9,000.00
018987/00	STAPLES ADVANTAGE						
PO-010014	3401235073 M/O OFFICE SUPPLIES	12/03/2018		1 01-8150-0-4352-0000-8100-100-0100-XX NN P		32.35	32.35
PO-010014	3401235074 M/O OFFICE SUPPLEIS	12/10/2018		1 01-8150-0-4352-0000-8100-100-0100-XX NN P		97.07	97.07
PO-010034	3401235112 OHS BICM OFFC SUPPL	12/04/2018		1 01-6500-0-4310-5770-1110-100-0100-XX NN P		165.04	165.04
PO-010034	3401235114 OHS BICM OFFC SUPPL	12/04/2018		1 01-6500-0-4310-5770-1110-100-0100-XX NN P		35.32	35.32
PO-010047	3401235076 DO OFFICE SUPPLIES	12/03/2018		1 01-0000-0-4352-0000-7200-100-0100-XX NN P		319.71	319.71
PO-010090	3401235116 PSYCH OFFICE SUPPL	12/04/2018		1 01-6500-0-4310-5770-1110-100-0100-XX NN P		34.34	34.34
PO-010132	3401235077 PROG SPEC OFFC SUPP	12/11/2018		1 01-6500-0-4310-5770-1110-100-0100-XX NN P		34.30	34.30
PO-010134	3401235078 CAFE OFFICE SUPPL	12/07/2018		1 13-5310-0-4352-0000-3700-900-0300-XX NN P		30.39	30.39
PO-010134	3401235080 CAFE OFFICE SUPPL	12/07/2018		1 13-5310-0-4352-0000-3700-900-0300-XX NN P		8.68	8.68
PO-010134	3401235082 CAFE OFFICE SUPPL	12/10/2018		1 13-5310-0-4352-0000-3700-900-0300-XX NN P		119.71	119.71
PO-010134	3401235083 CAFE OFFICE SUPPL	12/10/2018		1 13-5310-0-4352-0000-3700-900-0300-XX NN P		152.96	152.96
PO-010134	3401235085 CAFE OFFICE SUPPL	12/10/2018		1 13-5310-0-4352-0000-3700-900-0300-XX NN P		15.09	15.09
PO-010134	3401235088 CAFE OFFICE SUPPL	12/11/2018		1 13-5310-0-4352-0000-3700-900-0300-XX NN P		75.50	75.50
PO-010134	3401235089 CAFE OFFICE SUPPL	12/17/2018		1 13-5310-0-4352-0000-3700-900-0300-XX NN P		390.85	390.85
PO-010219	3401235118 COPY CENTER SUPPL	12/04/2018		1 01-1100-0-4352-0000-2100-100-0100-XX NN P		320.64	320.64
PO-011020	3401235090 HUNT OFFICE SUPPL	12/12/2018		1 01-1100-0-4310-1110-1000-410-0100-XX NN P		37.25	37.25
PO-012019	3401235091 OHS TONER	12/03/2018		1 01-1100-0-4352-0000-2700-200-TONR-XX NN P		118.18	118.18
PO-012019	3401235102 OHS TONER	12/10/2018		1 01-1100-0-4352-0000-2700-200-TONR-XX NN P		118.18	118.18
PO-012019	3401235103 OHS TONER	12/12/2018		1 01-1100-0-4352-0000-2700-200-TONR-XX NN P		97.08	97.08
PO-012019	3401235104 OHS TONER	12/18/2018		1 01-1100-0-4352-0000-2700-200-TONR-XX NN P		73.44	73.44
PO-012019	3401235105 OHS TONER	12/18/2018		1 01-1100-0-4352-0000-2700-200-TONR-XX NN P		118.18	118.18
PO-013131	3401235106 YMS OFFICE SUPPLIES	12/13/2018		1 01-1100-0-4352-0000-2700-300-0100-XX NN P		130.82	130.82
PO-014033	3401235108 VR TONER	12/07/2018		1 01-1100-0-4352-0000-2700-400-TONR-XX NN P		151.78	151.78
PO-016007	3401235109 ALT ED CLASS SUPPL	12/07/2018		1 01-1100-0-4310-1110-1000-600-SUPP-XX NN P		118.18	118.18
PO-019090	3401235110 BULLETIN BOARD - HB	11/16/2018		1 73-0002-0-4340-8100-5000-475-GOLF-XX NN F		399.13	399.13
			TOTAL PAYMENT AMOUNT	3,194.17 *			3,194.17
017655/00	SYNCB/AMAZON						
PO-010012	693856659884 M/O SUPPLIES	12/19/2018		1 01-8150-0-4346-0000-8100-100-0100-XX NN P		12.12	12.12
PO-010076	549695675867 SD CARD READER-JL	12/20/2018		1 01-0000-0-4352-0000-7200-100-0100-XX NN P		15.89	15.89
PO-010240	879564433576 TECH SUPPLIES	01/08/2019		1 01-0000-0-4340-1110-2420-703-LCAP-XX NN P		80.81	80.81
PO-010370	984749355436 SCHLAGE DEADBOLT	12/17/2018		1 01-8150-0-4346-0000-8100-200-0100-XX NN P		95.37	95.37
PO-011033	464654465885 PRINTER CABLE	12/12/2018		2 01-1100-0-4310-1110-1000-410-SUPP-XX NN P		14.98	14.98
PO-011037	768588973589 HUNT SUPPLIES	12/14/2018		1 01-1100-0-4352-0000-2700-410-0100-XX NN P		14.24	14.24
PO-012018	599476883477 SANDISK CRUZER	12/17/2018		1 01-1100-0-4310-1110-1000-200-SUPP-XX NN P		35.61	35.61
PO-012227	497944939386 BOOKS-QUITTMEYER	12/08/2018		1 01-3010-0-4310-1110-1000-200-0100-XX NN P		2,479.60	2,479.60
PO-012227	848645665595 BOOKS-QUITTMEYER	12/10/2018		1 01-3010-0-4310-1110-1000-200-0100-XX NN F		520.57	482.85

Vendor/Addr Remit name / Req Reference	Date	Description	Tax ID num	Deposit type / FD RESC Y OBJT GOAL FUNC STE ORGN D2 T9MPS	ABA num / Account num	Liq Amt	Net Amount
017655 (CONTINUED)							
PO-013019	12/12/2018	463448787795 YMS SUPPLIES	1	01-1100-0-4310-1110-1000-300-SUPP-XX	NN F	7.73	20.99
PO-013114	12/18/2018	685655455937 HEADPHONES	1	01-1100-0-4340-1110-1000-300-LCAP-P7	NN P	92.90	92.90
PO-013114	01/08/2019	947573778937 MICROPHONES	1	01-1100-0-4340-1110-1000-300-LCAP-P7	NN F	41.96	47.97
PO-013121	12/11/2018	773863467896 (12)KINDLE FIRE 7	1	73-0002-0-4340-8100-5000-300-GOLF-XX	NN F	614.76	674.76
PO-013159	12/20/2018	463979588733 WALL HAND DRYERS	1	01-8150-0-4346-0000-8100-300-0100-XX	NN F	863.00	800.00
PO-014098	12/07/2018	449399846977 ELKAY FILTER	1	01-8150-0-4346-0000-8100-400-0100-XX	NN F	194.06	194.06
PO-014105	12/18/2018	463865378653 STORAGE CONTAINER	1	01-1100-0-4310-1110-1000-400-LCAP-P7	NN P	380.65	380.65
PO-014105	12/18/2018	899865677683 STORAGE CONTAINER	1	01-1100-0-4310-1110-1000-400-LCAP-P7	NN F	224.54	180.00
PO-019105	12/07/2018	467895946663 MICROTIVITY	1	01-1100-0-4310-1110-1000-475-NTCH-P1	NN P	4.34	4.34
PO-019105	12/07/2018	853979573476 4-DRAWER STORAGE	1	01-1100-0-4310-1110-1000-475-NTCH-P1	NN P	178.98	178.98
PO-019105	12/08/2018	453779998545 BATTERIES,FOIL TP	1	01-1100-0-4310-1110-1000-475-NTCH-P1	NN P	71.12	71.12
		TOTAL PAYMENT AMOUNT		5,877.24 *			5,877.24
019521/00	TARAS MD, HOWARD						
PO-010345	11/06/2018	SPEECH MEDICAL DETERMIN LETTER	1	01-6500-0-5813-5770-1110-100-0100-XX	NY F	70.00	70.00
		TOTAL PAYMENT AMOUNT		70.00 *			70.00
018113/00	TURLOCK IRRIGATION DISTRICT						
PV-190217	01/28/2019	1414840802070001 BES JAN 2019		01-0000-0-5508-0000-8100-500-0100-XX	NN		33.21
PV-190217	01/28/2019	1414840801360002 BES JAN 2019		01-0000-0-5508-0000-8100-500-0100-XX	NN		858.81
		TOTAL PAYMENT AMOUNT		892.02 *			892.02
018236/00	USBANCORP						
PV-190218	01/25/2019	376514303 SSC COPIER LEASE		01-0000-0-5601-0000-7200-100-0100-XX	NN		736.01
PV-190218	01/25/2019	376248977 TEN COPIER LEASE		01-0000-0-5601-0000-7200-100-0100-XX	NN		3,610.43
PV-190218	01/25/2019	375973070 YMS COPIER LEASE		01-0000-0-5601-0000-7200-100-0100-XX	NN		427.46
		TOTAL PAYMENT AMOUNT		4,773.90 *			4,773.90
019708/00	VERIZON WIRELESS						
PO-012024	01/19/2019	9822570051 OHS BROADBAND DC/JN	1	01-3550-0-4317-3800-1000-200-0100-MM	NN P	38.01	38.01
		TOTAL PAYMENT AMOUNT		38.01 *			38.01

Vendor/Addr Remit name / Req Reference Date Description	Tax ID num Deposit type	FD RESC Y OBJT GOAL FUNC STE ORGN D2 T9MPS	ABA num Account num	Liq Amt	Net Amount
014670/00 W H BRESHEARS INC					
PV-190219 01/22/2019 319542 FUEL 1/17		01-0000-0-4347-0000-8100-100-0100-XX NN			532.09
PV-190219 01/22/2019 656164 FUEL		01-0000-0-4347-0000-8100-100-0100-XX NN			294.51
TOTAL PAYMENT AMOUNT		826.60 *			826.60
TOTAL BATCH PAYMENT		328,122.05 ***		0.00	328,122.05
TOTAL USE TAX AMOUNT		18.72			
FD RS		AMOUNT			
01-0000		107,886.72			
01-0025		41,686.09			
01-1100		9,794.32			
01-3010		4,506.81			
01-3550		38.01			
01-4126		9,000.00			
01-6387		4,724.81			
01-6500		147,241.64			
01-8150		1,364.63	TOTAL FUND 01		326,243.03
13-5310		805.13	TOTAL FUND 13		805.13
73-0002		1,073.89	TOTAL FUND 73		1,073.89
TOTAL DISTRICT PAYMENT		328,122.05 ****		0.00	328,122.05
TOTAL USE TAX AMOUNT		18.72			
FD RS		AMOUNT			
01-0000		107,886.72			
01-0025		41,686.09			
01-1100		9,794.32			
01-3010		4,506.81			
01-3550		38.01			
01-4126		9,000.00			
01-6387		4,724.81			
01-6500		147,241.64			
01-8150		1,364.63	TOTAL FUND 01		326,243.03
13-5310		805.13	TOTAL FUND 13		805.13
73-0002		1,073.89	TOTAL FUND 73		1,073.89
TOTAL FOR ALL DISTRICTS:		328,122.05 ****		0.00	328,122.05
TOTAL USE TAX AMOUNT		18.72			

Number of checks to be printed: 38, not counting voids due to stub overflows.

[redacted]

CK Run 2 $36,979.44

NE 2/8/2019
BATCH #0048

Batch status: A All

From batch: 0048

To batch: 0048

Include Revolving Cash: Y

Include Address: N

Include Object Desc: N

Include Vendor TIN: N

Include Audit Date and Time in Sort: N

SUBMITTED BY: ldelgado, 2/6/2019

APPROVED BY: rfillpot, 2/6/2019

[redacted]

Vendor/Addr / Req	Remit name / Reference	Date	Description	Tax ID num / FD RESC Y OBJT GOAL FUNC STE ORGN D2 T9MPS	Deposit type / ABA num / Account num	Liq Amt	Net Amount
020060/00	ANDERSEN PHYSICAL THERAPY						
	PO-010041	01/31/2019	2554 PREWORK TESTING JAN 2019	2 01-0000-0-5813-0000-7200-100-0100-XX N6 P		285.00	285.00
			TOTAL PAYMENT AMOUNT	285.00 *			285.00
020339/00	BLAKEY, JOHN						
	PO-010422	02/06/2019	REIMB MS SOUTHWEST AIRFARE	1 01-0000-0-5213-1110-1000-703-LCAP-PD NN P		511.96	511.96
			TOTAL PAYMENT AMOUNT	511.96 *			511.96
017510/00	COPE, DAN						
	PO-010430	02/06/2019	REIMB MS DELTA AIRLINES	1 01-0000-0-5213-1110-1000-703-LCAP-PD NN P		550.00	550.00
			TOTAL PAYMENT AMOUNT	550.00 *			550.00
014590/00	DAVE'S DRAIN CLEANING&PLUMBING						
	PO-011101	01/22/2019	5117 HUNT RESTROOM DRAIN SERV	1 01-8150-0-5813-0000-8100-410-0100-XX NY F		400.00	150.00
			TOTAL PAYMENT AMOUNT	150.00 *			150.00
020430/00	DAVILA, EDUARDO						
	PO-010433	02/06/2019	REIMB MS JETBLUE AIRLINES	1 01-0000-0-5213-1110-1000-703-LCAP-PD NN P		550.00	550.00
			TOTAL PAYMENT AMOUNT	550.00 *			550.00
020478/00	DELIYIANNIS, SARAH						
	PO-010434	02/06/2019	REIMB MS AMERICAN AIRLINES	1 01-0000-0-5213-1110-1000-703-LCAP-PD NN P		480.00	480.00
			TOTAL PAYMENT AMOUNT	480.00 *			480.00
019898/00	DOERKSEN, MELISSA						
	PO-010435	02/06/2019	REIMB MS SOUTHWEST AIRFARE	1 01-0000-0-5213-1110-1000-703-LCAP-PD NN P		535.99	535.99
			TOTAL PAYMENT AMOUNT	535.99 *			535.99
019714/00	FILLPOT, RANDALL						
	PO-010437	02/06/2019	REIMB MS SOUTHWEST AIRFARE	1 01-0000-0-5213-1110-1000-703-LCAP-PD NN P		516.00	516.00
			TOTAL PAYMENT AMOUNT	516.00 *			516.00

Vendor/Addr Req	Remit name Reference	Date	Description	Tax ID num Deposit type FD RESC Y OBJT GOAL FUNC STE ORGN D2 T9MPS	ABA num Account num	Liq Amt	Net Amount
018463/00	FREEBERG, MARTIN						
	PO-010439	02/06/2019	REIMB MS ALASKA AIRLINES	1 01-0000-0-5213-1110-1000-703-LCAP-PD NN P		550.00	550.00
			TOTAL PAYMENT AMOUNT	550.00 *			550.00
019968/00	GUERRERO'S TIRES & AUTO REPAIR						
	PO-015082	01/29/2019	TIRES - BONITA TRUCK	1 01-8150-0-5606-0000-8100-100-0100-XX NN F		263.00	263.00
			TOTAL PAYMENT AMOUNT	263.00 *			263.00
020486/00	HENLEY, RACHEL						
	PO-010441	02/06/2019	REIMB MS SOUTHWEST AIRFARE	1 01-0000-0-5213-1110-1000-703-LCAP-PD NN P		534.00	534.00
			TOTAL PAYMENT AMOUNT	534.00 *			534.00
019607/00	INTERNATIONAL CENTER FOR						
	PO-010380	01/24/2019	PGNL8PTHB5Y REGIST-B ARNETT	1 01-0000-0-5213-1110-1000-703-LCAP-PD NN P		620.00	620.00
	PO-010380	01/11/2019	D6NQP7HWZ53 REGIST-R ARTEAGA	1 01-0000-0-5213-1110-1000-703-LCAP-PD NN P		620.00	620.00
	PO-010380	01/11/2019	PGNR97F7GBD REGIST-S BAGNANI	1 01-0000-0-5213-1110-1000-703-LCAP-PD NN P		620.00	620.00
	PO-010380	01/11/2019	LFNY4CCJ783 REGIST-T BAZAR	1 01-0000-0-5213-1110-1000-703-LCAP-PD NN P		620.00	620.00
	PO-010380	01/11/2019	ZDNBNYHV5RC REG-K BETTENCOURT	1 01-0000-0-5213-1110-1000-703-LCAP-PD NN P		620.00	620.00
	PO-010380	01/11/2019	XTNW5H43CCF REGIST-J BLAKEY	1 01-0000-0-5213-1110-1000-703-LCAP-PD NN P		620.00	620.00
	PO-010380	01/11/2019	H8ND7J57TL5 REGIST-R BRIONES	1 01-0000-0-5213-1110-1000-703-LCAP-PD NN P		620.00	620.00
	PO-010380	01/11/2019	ZPNXNFTPKV7 REGIST-K CABOTAGE	1 01-0000-0-5213-1110-1000-703-LCAP-PD NN P		620.00	620.00
	PO-010380	01/11/2019	XKNJFFFMJ53 REGIST-E CAPELL	1 01-0000-0-5213-1110-1000-703-LCAP-PD NN P		620.00	620.00
	PO-010380	01/11/2019	LKNTQ23TC77 REGIST-N CATON	1 01-0000-0-5213-1110-1000-703-LCAP-PD NN P		620.00	620.00
	PO-010380	01/11/2019	LJN9W672JBP REGIST-Y CISNEROS	1 01-0000-0-5213-1110-1000-703-LCAP-PD NN P		620.00	620.00
	PO-010380	01/11/2019	ZZNSZKTVBHV REGIST-N CLARK	1 01-0000-0-5213-1110-1000-703-LCAP-PD NN P		620.00	620.00
	PO-010380	01/11/2019	DYN8M34LPL2 REGIST-J CONFORTI	1 01-0000-0-5213-1110-1000-703-LCAP-PD NN P		620.00	620.00
	PO-010380	01/11/2019	HCN2YPTTZJ4 REGIST-D COPE	1 01-0000-0-5213-1110-1000-703-LCAP-PD NN P		620.00	620.00
	PO-010380	01/11/2019	NQNVDNJ6RZY REGIST-S COSTILLA	1 01-0000-0-5213-1110-1000-703-LCAP-PD NN P		620.00	620.00
	PO-010380	01/11/2019	NKNRCMKQZTX REGIST-J CRUZ	1 01-0000-0-5213-1110-1000-703-LCAP-PD NN P		620.00	620.00
	PO-010380	01/11/2019	VWNJFTCW5TN REGIST-E DAVILA	1 01-0000-0-5213-1110-1000-703-LCAP-PD NN P		620.00	620.00
	PO-010380	01/11/2019	NVNMPH5PF75 REG-S DELIYIANNIS	1 01-0000-0-5213-1110-1000-703-LCAP-PD NN P		620.00	620.00
	PO-010380	01/11/2019	NFN6LSTS4D6 REGIST-M DOERKSEN	1 01-0000-0-5213-1110-1000-703-LCAP-PD NN P		620.00	620.00
	PO-010380	01/11/2019	V3NDKMC3RQP REGIST-L ESQUIVEZ	1 01-0000-0-5213-1110-1000-703-LCAP-PD NN P		620.00	620.00
	PO-010380	01/11/2019	XXNYHSM78QJ REGIST-R FILLPOT	1 01-0000-0-5213-1110-1000-703-LCAP-PD NN P		620.00	620.00
	PO-010380	01/11/2019	DRNXM7HP6ZY REGIST-N FOX	1 01-0000-0-5213-1110-1000-703-LCAP-PD NN P		620.00	620.00
	PO-010380	01/11/2019	F6NHDGPVJ8B REGIST-M FREEBERG	1 01-0000-0-5213-1110-1000-703-LCAP-PD NN P		620.00	620.00
	PO-010380	01/11/2019	XNNHKG4KR2M REGIST-K GILES	1 01-0000-0-5213-1110-1000-703-LCAP-PD NN P		620.00	620.00
	PO-010380	01/11/2019	X9NRQ9GCSNK REGIST-R HENLEY	1 01-0000-0-5213-1110-1000-703-LCAP-PD NN P		620.00	620.00
	PO-010380	01/11/2019	H7NGK7BJX68 REGIST-B HERNANDEZ	1 01-0000-0-5213-1110-1000-703-LCAP-PD NN P		620.00	620.00
	PO-010380	01/11/2019	NYN3PHNGRK9 REGIST-R HURST	1 01-0000-0-5213-1110-1000-703-LCAP-PD NN P		620.00	620.00

Vendor/Addr Req	Remit name Reference	Date	Description	Tax ID num Deposit type FD RESC Y OBJT GOAL FUNC STE ORGN D2 T9MPS	ABA num Account num	Liq Amt	Net Amount
019607 (CONTINUED)							
	PO-010380	01/11/2019	HLN6CCRZ8FW REG-A KAYE-WAGGLE	1 01-0000-0-5213-1110-1000-703-LCAP-PD NN P		620.00	620.00
	PO-010380	01/11/2019	XZNM4N3YRBD REGIST-J LAMAS	1 01-0000-0-5213-1110-1000-703-LCAP-PD NN P		620.00	620.00
	PO-010380	01/11/2019	L9N4JVNMD4W REGIST-G LAYNE	1 01-0000-0-5213-1110-1000-703-LCAP-PD NN P		620.00	620.00
	PO-010380	01/11/2019	XPNHDKXPF3R REGIST-S LOO	1 01-0000-0-5213-1110-1000-703-LCAP-PD NN P		620.00	620.00
	PO-010380	01/11/2019	VLNW95VCFNT REGIST-E LUNA	1 01-0000-0-5213-1110-1000-703-LCAP-PD NN P		620.00	620.00
	PO-010380	01/11/2019	NYNJNRP3689 REGIST-A MARROQUIN	1 01-0000-0-5213-1110-1000-703-LCAP-PD NN P		620.00	620.00
	PO-010380	01/11/2019	DBN9QGSX34G REGIST-C MENDOZA	1 01-0000-0-5213-1110-1000-703-LCAP-PD NN P		620.00	620.00
	PO-010380	01/11/2019	D8NH6TPSXL9 REGIST-C PANTOJA	1 01-0000-0-5213-1110-1000-703-LCAP-PD NN P		620.00	620.00
	PO-010380	01/11/2019	N7NDJBCZK9P REGIST-B PETERSEN	1 01-0000-0-5213-1110-1000-703-LCAP-PD NN P		620.00	620.00
	PO-010380	01/11/2019	VRNH7X9SXSM REGIST-A POWELL	1 01-0000-0-5213-1110-1000-703-LCAP-PD NN P		620.00	620.00
	PO-010380	01/11/2019	PQN25CS2P8J REGIST-J PRUETT	1 01-0000-0-5213-1110-1000-703-LCAP-PD NN P		620.00	620.00
	PO-010380	01/11/2019	MKN3PXXJ7LG REGIST-H REEVES	1 01-0000-0-5213-1110-1000-703-LCAP-PD NN P		620.00	620.00
	PO-010380	01/11/2019	HKN5VXFHR9P REGIST-G RIVERA	1 01-0000-0-5213-1110-1000-703-LCAP-PD NN P		620.00	620.00
	PO-010380	01/11/2019	DXNJ6DTZCPX REGIST-L ROBLES	1 01-0000-0-5213-1110-1000-703-LCAP-PD NN P		620.00	620.00
	PO-010380	01/11/2019	F8N8Z8C2VDP REGIST-K SHARPE	1 01-0000-0-5213-1110-1000-703-LCAP-PD NN P		620.00	620.00
	PO-010380	01/11/2019	LNND788QR6P REGIST-R SMITH	1 01-0000-0-5213-1110-1000-703-LCAP-PD NN P		620.00	620.00
	PO-010380	01/11/2019	HNNZQJHBC7N REGIST-V SNODDERLY	1 01-0000-0-5213-1110-1000-703-LCAP-PD NN P		620.00	620.00
	PO-010380	01/11/2019	NFN7FMFCLK8 REGIST-H VARGAS	1 01-0000-0-5213-1110-1000-703-LCAP-PD NN P		620.00	620.00
	PO-010380	01/11/2019	VLNQ6XDN6MV REGIST-M VAZQUEZ	1 01-0000-0-5213-1110-1000-703-LCAP-PD NN P		620.00	620.00
	PO-010380	01/11/2019	GCNFY5VJ644 REGIST-A VIRGEN	1 01-0000-0-5213-1110-1000-703-LCAP-PD NN P		620.00	620.00
	PO-010380	01/11/2019	HBNKLTS4CVS REGIST-D WILLIAMS	1 01-0000-0-5213-1110-1000-703-LCAP-PD NN P		620.00	620.00
			TOTAL PAYMENT AMOUNT	29,760.00 *			29,760.00
020505/00	LAMAS, JOANNE						
	PO-010445	02/06/2019	REIMB MS SOUTHWEST AIRFARE	1 01-0000-0-5213-1110-1000-703-LCAP-PD NN P		214.00	214.00
			TOTAL PAYMENT AMOUNT	214.00 *			214.00
017605/00	PETERSEN, BRANDI						
	PO-010452	02/06/2019	REIMB MS DELTA AIRLINES	1 01-0000-0-5213-1110-1000-703-LCAP-PD NN P		522.00	522.00
			TOTAL PAYMENT AMOUNT	522.00 *			522.00
018262/00	PRUETT, JUSTIN						
	PO-010454	02/06/2019	REIMB MS SOUTHWEST AIRFARE	1 01-0000-0-5213-1110-1000-703-LCAP-PD NN P		466.96	466.96
			TOTAL PAYMENT AMOUNT	466.96 *			466.96

Vendor/Addr / Req	Remit name / Reference	Date	Description	Tax ID num / Deposit type / FD RESC Y OBJT GOAL FUNC STE ORGN D2 T9MPS	ABA num / Account num	Liq Amt	Net Amount
018719/00	SHARPE, KELLI						
PO-010458	02/06/2019	REIMB MODEL SCHOOLS	AIRFARE	1 01-0000-0-5213-1110-1000-703-LCAP-PD NN P		492.00	492.00
			TOTAL PAYMENT AMOUNT	492.00 *			492.00
017888/00	SOUTHWEST SCHOOL & OFFC SUPPLY						
CM-190012	01/10/2019	CM122273	CREDIT RETURN	01-1100-0-4352-0000-2700-475-0100-XX NN			-15.66
PO-019008	01/30/2019	529063	INSTRUCT SUPPLIES	1 01-1100-0-4310-1110-1000-475-BASE-XX NN P		11.65	11.65
PO-019008	01/30/2019	529358	INSTRUCT SUPPLIES	1 01-1100-0-4310-1110-1000-475-BASE-XX NN P		74.53	74.53
			TOTAL PAYMENT AMOUNT	70.52 *			70.52
019889/00	VARGAS, HEATHER						
PO-010461	02/06/2019	REIMB MODEL SCHOOLS	AIRFARE	1 01-0000-0-5213-1110-1000-703-LCAP-PD NN P		548.01	548.01
			TOTAL PAYMENT AMOUNT	548.01 *			548.01
			TOTAL BATCH PAYMENT	36,999.44 ***	0.00		36,999.44

FD RS	AMOUNT		
01-0000	36,515.92		
01-1100	70.52		
01-8150	413.00	TOTAL FUND 01	36,999.44

TOTAL DISTRICT PAYMENT	36,999.44 ****	0.00	36,999.44

FD RS	AMOUNT		
01-0000	36,515.92		
01-1100	70.52		
01-8150	413.00	TOTAL FUND 01	36,999.44

TOTAL FOR ALL DISTRICTS:	36,999.44 ****	0.00	36,999.44

Number of checks to be printed: 18, not counting voids due to stub overflows.

[redacted]

BATCH 49

CK Run 3 $62,5[illegible] 33

Batch status: A All

From batch: 0049

To batch: 0049

Include Revolving Cash: Y

Include Address: N

Include Object Desc: N

Include Vendor TIN: N

Include Audit Date and Time in Sort: N

SUBMITTED BY: ldelgado, 2/11/2019

APPROVED BY: rfillpot, 2/11/2019

[redacted]

Vendor/Addr Remit name / Req Reference Date Description	Tax ID num Deposit type / FD RESC Y OBJT GOAL FUNC STE ORGN D2 T9MPS	ABA num Account num	Liq Amt	Net Amount
018099/00 ARTEAGA, ROCELIA				
PO-010418 02/08/2019 REIMB MS JETBLUE AIRWAYS	1 01-0000-0-5213-1110-1000-703-LCAP-PD NN P		550.00	550.00
TOTAL PAYMENT AMOUNT		550.00 *		550.00
020170/00 AZEVEDO, BRENT				
PO-012246 02/08/2019 CATE MEAL ALLOWANCE 2/22-23	1 01-3010-0-5213-1110-1000-200-LCAP-PD NN F		110.00	110.00
TOTAL PAYMENT AMOUNT		110.00 *		110.00
017526/00 BAGNANI, SARAH				
PO-010419 02/11/2019 REIMB MS ALASKA AIRLINES	1 01-0000-0-5213-1110-1000-703-LCAP-PD NN P		550.00	550.00
TOTAL PAYMENT AMOUNT		550.00 *		550.00
103145/00 BERTOLOTTI DISPOSAL INC				
PV-190222 01/31/2019 724357 BONITA JAN 2019 DISPOSL	01-0000-0-5504-0000-8100-500-0100-XX NN			137.88
TOTAL PAYMENT AMOUNT		137.88 *		137.88
020118/00 BERTOLOTTI NEWMAN DISP				
PV-190223 01/31/2019 727426 JAN 2019 DISPOSAL	01-0000-0-5504-0000-8100-100-0100-XX NN			632.00
TOTAL PAYMENT AMOUNT		632.00 *		632.00
018874/00 BLANKENSHIP, JOVITA				
PO-012242 02/08/2019 CATE MEAL ALLOWANCE 2/22-23	1 01-3010-0-5213-1110-1000-200-LCAP-PD NN F		110.00	110.00
TOTAL PAYMENT AMOUNT		110.00 *		110.00
018451/00 CABOTAGE, KARINA				
PO-010424 02/11/2019 REIMB MS DELTA AIRLINES	1 01-0000-0-5213-1110-1000-703-LCAP-PD NN P		547.00	547.00
TOTAL PAYMENT AMOUNT		547.00 *		547.00
017380/00 CALIF DEPT OF JUSTICE				
PO-017004 02/05/2019 353343 ASP JAN FINGERPRINT APP	1 01-6010-0-5819-1110-1000-500-CORE-XX NN P		49.00	49.00
PV-190226 02/05/2019 353343 JAN2019 FINGERPRINT APP	01-0000-0-5819-0000-7200-100-0100-XX NN			211.00
TOTAL PAYMENT AMOUNT		260.00 *		260.00

Vendor/Addr Req	Remit name Reference	Date	Description	Tax ID num	Deposit type FD RESC Y OBJT GOAL FUNC STE ORGN D2 T9MPS	ABA num Account num	Liq Amt	Net Amount
019594/00	CARDMEMBER SERVICE							
	PO-010387	01/11/2019	7115 FLOWER SHOP-J COPE		1 01-0000-0-4340-0000-7200-100-0100-XX NN P		63.35	63.35
	PO-010387	01/14/2019	1627 FROM YOUR FLOWERS-SCROGGI		1 01-0000-0-4340-0000-7200-100-0100-XX NN F		54.78	54.78
	PO-010474	01/14/2019	2281 GAYLORD 1ST NIGHT DEPOSIT		1 01-0000-0-5213-1110-1000-703-LCAP-PD NN P		305.62	305.62
	PO-010474	01/14/2019	2299 GAYLORD 1ST NIGHT DEPOSIT		1 01-0000-0-5213-1110-1000-703-LCAP-PD NN P		305.62	305.62
	PO-010474	01/14/2019	2307 GAYLORD 1ST NIGHT DEPOSIT		1 01-0000-0-5213-1110-1000-703-LCAP-PD NN P		305.62	305.62
	PO-010474	01/14/2019	2315 GAYLORD 1ST NIGHT DEPOSIT		1 01-0000-0-5213-1110-1000-703-LCAP-PD NN P		305.62	305.62
	PO-010474	01/14/2019	2323 GAYLORD 1ST NIGHT DEPOSIT		1 01-0000-0-5213-1110-1000-703-LCAP-PD NN P		305.62	305.62
	PO-010474	01/14/2019	2331 GAYLORD 1ST NIGHT DEPOSIT		1 01-0000-0-5213-1110-1000-703-LCAP-PD NN P		305.62	305.62
	PO-010474	01/14/2019	2349 GAYLORD 1ST NIGHT DEPOSIT		1 01-0000-0-5213-1110-1000-703-LCAP-PD NN P		305.62	305.62
	PO-010474	01/14/2019	2356 GAYLORD 1ST NIGHT DEPOSIT		1 01-0000-0-5213-1110-1000-703-LCAP-PD NN P		305.62	305.62
	PO-010474	01/14/2019	2364 GAYLORD 1ST NIGHT DEPOSIT		1 01-0000-0-5213-1110-1000-703-LCAP-PD NN P		305.62	305.62
	PO-010474	01/14/2019	2372 GAYLORD 1ST NIGHT DEPOSIT		1 01-0000-0-5213-1110-1000-703-LCAP-PD NN P		305.62	305.62
	PO-010474	01/14/2019	2380 GAYLORD 1ST NIGHT DEPOSIT		1 01-0000-0-5213-1110-1000-703-LCAP-PD NN P		305.62	305.62
	PO-010474	01/14/2019	2398 GAYLORD 1ST NIGHT DEPOSIT		1 01-0000-0-5213-1110-1000-703-LCAP-PD NN P		305.62	305.62
	PO-010474	01/14/2019	2406 GAYLORD 1ST NIGHT DEPOSIT		1 01-0000-0-5213-1110-1000-703-LCAP-PD NN P		305.62	305.62
	PO-010474	01/14/2019	2422 GAYLORD 1ST NIGHT DEPOSIT		1 01-0000-0-5213-1110-1000-703-LCAP-PD NN P		305.62	305.62
	PO-010474	01/14/2019	2430 GAYLORD 1ST NIGHT DEPOSIT		1 01-0000-0-5213-1110-1000-703-LCAP-PD NN P		305.62	305.62
	PO-010474	01/14/2019	2448 GAYLORD 1ST NIGHT DEPOSIT		1 01-0000-0-5213-1110-1000-703-LCAP-PD NN P		305.62	305.62
	PV-190229	01/22/2019	2252 FEDEX SHIPMENT		01-0000-0-5908-0000-7200-100-0100-XX NN			139.04
			TOTAL PAYMENT AMOUNT		5,147.09 *			5,147.09
019502/01	COLLEGE ENTRANCE EXAMINATION							
	PO-012278	01/16/2019	381903007A PSAT TEST FEES-OHS		1 01-7338-0-4311-1110-1000-200-0100-XX NN F		4,112.00	4,112.00
			TOTAL PAYMENT AMOUNT		4,112.00 *			4,112.00
019545/00	COSTILLA, STACEY							
	PO-010431	02/08/2019	REIMB MS SOUTHWEST AIRLINE		1 01-0000-0-5213-1110-1000-703-LCAP-PD NN P		434.00	434.00
			TOTAL PAYMENT AMOUNT		434.00 *			434.00
017277/02	CSU STANISLAUS							
	PO-010383	01/31/2019	CMP-007537 JOB FAIR REGISTRATN		1 01-0000-0-5809-0000-7200-100-0100-XX NN F		250.00	250.00
			TOTAL PAYMENT AMOUNT		250.00 *			250.00
019873/00	DEREK SAWYER SMART ENERGY							
	PO-010200	01/28/2019	32051 VR Q-MAINT 36 UNITS		2 01-8150-0-5813-0000-8100-100-HVAC-XX NN P		1,980.00	1,980.00
	PO-010200	01/08/2019	32048 VR CAFETERIA PM		2 01-8150-0-5813-0000-8100-100-HVAC-XX NN P		74.33	74.33
	PO-010200	01/07/2019	32001 HUNT GYM PM		2 01-8150-0-5813-0000-8100-100-HVAC-XX NN P		135.00	135.00

Vendor/Addr Remit name / Req Reference	Date	Description	Tax ID num	Deposit type / FD RESC Y OBJT GOAL FUNC STE ORGN D2 T9MPS	ABA num / Account num	Liq Amt	Net Amount
019873 (CONTINUED)							
PO-010200	01/04/2019	32002 OHS EXERCISE ROOM PM	2	01-8150-0-5813-0000-8100-100-HVAC-XX NN P		37.17	37.17
PO-010200	01/07/2019	31997 HUNT MUSIC ROOM PM	2	01-8150-0-5813-0000-8100-100-HVAC-XX NN P		303.60	303.60
PO-010200	01/15/2019	31991 HB Q-MAINT 34 UNITS	2	01-8150-0-5813-0000-8100-100-HVAC-XX NN P		1,870.00	1,870.00
PO-010200	01/14/2019	32000 HUNT Q-MAINT 28 UNITS	2	01-8150-0-5813-0000-8100-100-HVAC-XX NN P		1,540.00	1,540.00
PO-010200	01/09/2019	31999 YMS Q-MAINT 55 UNITS	2	01-8150-0-5813-0000-8100-100-HVAC-XX NN P		3,025.00	3,025.00
PO-010200	01/09/2019	31998 D.O. Q-MAINT 3 UNITS	2	01-8150-0-5813-0000-8100-100-HVAC-XX NN P		165.00	165.00
PO-010200	01/02/2019	31996 OHS Q-MAINT 60 UNITS	2	01-8150-0-5813-0000-8100-100-HVAC-XX NN P		3,300.00	3,300.00
PO-012249	01/18/2019	31945 RHEEM 5 TON UNIT-OHS B4	1	01-0005-0-6408-0000-8500-200-0100-XX NN F		8,200.00	8,200.00
		TOTAL PAYMENT AMOUNT			20,630.10 *		20,630.10
019072/01	EXPLORATORIUM						
PO-014130	02/06/2019	7224061000 VON RENNER 3/20/19	1	01-1100-0-4343-1110-1000-400-LCAP-P7 NN F		667.50	667.50
		TOTAL PAYMENT AMOUNT			667.50 *		667.50
020302/00	FASTENAL COMPANY						
PO-010011	01/25/2019	CAPAT10798 SAFETY EYEWEAR	1	01-8150-0-4346-0000-8100-100-0100-XX NN P		50.72	50.72
		TOTAL PAYMENT AMOUNT			50.72 *		50.72
019714/00	FILLPOT, RANDALL						
PO-010375	02/07/2019	MEAL ALLOWANCE 1/29-2/1	1	01-0000-0-5213-0000-7100-100-0100-XX NN P		95.00	95.00
PO-010375	02/07/2019	REIMB MILEAGE TO MONTEREY 1/29	1	01-0000-0-5213-0000-7100-100-0100-XX NN F		58.86	53.36
		TOTAL PAYMENT AMOUNT			148.36 *		148.36
019434/00	GARCIA, GENEVIEVE						
PO-012240	02/08/2019	CATE MEAL ALLOWANCE 2/22-23	1	01-3010-0-5213-1110-1000-200-LCAP-PD NN F		110.00	110.00
		TOTAL PAYMENT AMOUNT			110.00 *		110.00
019921/00	GARDNER, JOEL						
PO-012241	02/08/2019	CATE MEAL ALLOWANCE 2/22-23	1	01-3010-0-5213-1110-1000-200-LCAP-PD NN P		110.00	110.00
		TOTAL PAYMENT AMOUNT			110.00 *		110.00

Vendor/Addr Remit name / Req Reference Date Description	Tax ID num	Deposit type / FD RESC Y OBJT GOAL FUNC STE ORGN D2 T9MPS	ABA num Account num	Liq Amt	Net Amount
018033/00 GARY'S RENT A CAN INC					
PO-012023 02/10/2019 A82169 RENT/SRVC RR - FARM		1 01-0000-0-5813-0000-8100-200-0100-XX NN P		141.58	141.58
TOTAL PAYMENT AMOUNT			141.58 *		141.58
019792/00 HERNANDEZ, BILMA					
PO-010442 02/08/2019 REIMB MS DELTA AIRLINES		1 01-0000-0-5213-1110-1000-703-LCAP-PD NN P		547.00	547.00
TOTAL PAYMENT AMOUNT			547.00 *		547.00
019459/00 HOBBY LOBBY					
PO-017006 01/07/2019 80445233 YMS ASP SUPPLIES		1 01-6010-0-4310-1110-1000-300-CORE-XX NN P		203.51	203.51
TOTAL PAYMENT AMOUNT			203.51 *		203.51
018503/00 JAMIE'S PAINT & BODY					
PO-010410 02/06/2019 REPAIR 2013 CHEV DOOR DAMAGE		1 01-8150-0-5606-0000-8100-100-0100-XX NY F		2,008.19	2,008.18
TOTAL PAYMENT AMOUNT			2,008.18 *		2,008.18
018098/00 MARROQUIN, ANITA					
PO-010449 02/11/2019 REIMB MS DELTA AIRLINES		1 01-0000-0-5213-1110-1000-703-LCAP-PD NN P		547.00	547.00
TOTAL PAYMENT AMOUNT			547.00 *		547.00
658248/00 PACIFIC GAS & ELECTRIC					
PV-190227 02/05/2019 1158130028-9 MCC CTR JAN 2019		01-0000-0-5508-0000-8100-450-0100-XX NN			235.34
TOTAL PAYMENT AMOUNT			235.34 *		235.34
017346/00 POWELL, ANDRE					
PO-012243 02/08/2019 CATE MEAL ALLOWANCE 2/22-23		1 01-3010-0-5213-1110-1000-200-LCAP-PD NN F		110.00	110.00
TOTAL PAYMENT AMOUNT			110.00 *		110.00
018353/00 PRACTI-CAL INC					
PO-010110 02/07/2019 342433 MEDI-CAL CLAIMS 2/7		2 01-0000-0-5813-0000-7200-100-0100-XX NN P		30.92	30.92
TOTAL PAYMENT AMOUNT			30.92 *		30.92

Vendor/Addr Remit name / Req Reference Date Description	Tax ID num Deposit type / FD RESC Y OBJT GOAL FUNC STE ORGN D2 T9MPS	ABA num Account num	Liq Amt	Net Amount
012932/00 QUITTMEYER, CATHERINE				
PO-012244 02/08/2019 CATE MEAL ALLOWANCE 2/22-23	1 01-3010-0-5213-1110-1000-200-LCAP-PD NN P		110.00	110.00
TOTAL PAYMENT AMOUNT	110.00 *			110.00
020286/00 SALDANA, HEIDY				
PO-012265 02/08/2019 REIMB CUE LODGING 3/14-3/16	1 01-6387-0-5213-3800-1000-200-0100-CS NN F		1,645.14	1,645.14
TOTAL PAYMENT AMOUNT	1,645.14 *			1,645.14
020502/00 SAM FARIAS FENCING INC				
PO-015063 02/11/2019 5532 INSTALL FENCE/GATE-BONITA	1 01-0005-0-6102-0000-8500-500-0100-XX NN F		15,800.00	15,800.00
TOTAL PAYMENT AMOUNT	15,800.00 *			15,800.00
013260/00 SAN JOAQUIN CO SCH SERV FUND				
PO-019130 02/08/2019 113254 REGISTRAT-L ROBLES 5/23	1 01-4203-0-5213-1110-1000-703-LCAP-PD NN F		125.00	125.00
TOTAL PAYMENT AMOUNT	125.00 *			125.00
014774/02 SCHOLASTIC INC				
PO-010411 02/01/2019 18686775 BOOKS -ROTARY READ IN	1 01-3010-0-4310-1110-1000-703-LCAP-XX NN F		1,088.48	1,066.03
TOTAL PAYMENT AMOUNT	1,066.03 *			1,066.03
018719/00 SHARPE, KELLI				
PO-012257 02/08/2019 REIMB SACRAMENTO MILEAGE 2/3	1 01-7338-0-5213-1110-1000-200-LCAP-PD NN F		67.06	51.04
TOTAL PAYMENT AMOUNT	51.04 *			51.04
000424/00 STAN CO DEPT OF EDUCATION				
PO-010347 02/04/2019 191626 COMMON CORE BOOKLETS	1 01-6500-0-4310-5770-1110-100-0100-XX NN F		220.00	200.00
TOTAL PAYMENT AMOUNT	200.00 *			200.00
020109/00 STANION, DANIEL				
PO-012245 02/08/2019 CATE MEAL ALLOWANCE 2/22-23	1 01-3010-0-5213-1110-1000-200-LCAP-PD NN F		110.00	110.00
TOTAL PAYMENT AMOUNT	110.00 *			110.00

Vendor/Addr Remit name / Req Reference	Date	Description	Tax ID num	Deposit type / FD RESC Y OBJT GOAL FUNC STE ORGN D2 T9MPS	ABA num / Account num	Liq Amt	Net Amount
020471/00 STUDIO G -							
PO-010204	02/08/2019	SCHOOL BOARD PHOTO SESSION	1	01-0000-0-5813-0000-7100-100-0100-XX NY F		460.64	369.00
		TOTAL PAYMENT AMOUNT		369.00 *			369.00
018023/00 TERMINIX PROCESSING CENTER							
PV-190225	01/26/2019	382784462 HE SITE PEST CONTROL		01-0000-0-5813-0000-8100-410-0100-XX NN			218.00
		TOTAL PAYMENT AMOUNT		218.00 *			218.00
013953/00 UNITED RENTALS NORTHWEST INC							
PO-010386	01/18/2019	165234283-001 RENT STUMP GRIND	1	01-8150-0-5601-0000-8100-200-0100-XX NN F		393.90	196.95
PO-010386	01/18/2019	165234283-001 RENT STUMP GRIND	2	01-8150-0-5601-0000-8100-300-0100-XX NN F		393.90	196.95
		TOTAL PAYMENT AMOUNT		393.90 *			393.90
018236/00 USBANCORP							
PV-190228	02/01/2019	377034202 HUNT COPIER LEASE		01-0000-0-5601-0000-7200-100-0100-XX NN			502.61
PV-190228	02/01/2019	377034020 DO/SSC COPIER LEASE		01-0000-0-5601-0000-7200-100-0100-XX NN			836.20
PV-190228	02/01/2019	377034129 HB COPIER LEASE		01-0000-0-5601-0000-7200-100-0100-XX NN			240.13
PV-190228	02/01/2019	377034186 HB COPIER LEASE		01-0000-0-5601-0000-7200-100-0100-XX NN			624.34
		TOTAL PAYMENT AMOUNT		2,203.28 *			2,203.28
014670/00 W H BRESHEARS INC							
PV-190224	02/04/2019	656198 FUEL 1/31		01-0000-0-4347-0000-8100-100-0100-XX NN			452.55
		TOTAL PAYMENT AMOUNT		452.55 *			452.55
000017/00 YANCEY HOME CENTER							
PO-010007	01/14/2019	A2019001568 SSC MAINT SUPPLIES	1	01-8150-0-4346-0000-8100-100-0100-XX NN P		16.39	16.39
PO-010007	01/14/2019	A2019001646 OHS MAINT SUPPLIES	2	01-8150-0-4346-0000-8100-200-0100-XX NN P		23.00	23.00
PO-010007	01/15/2019	A2019001758 SSC MAINT SUPPLIES	1	01-8150-0-4346-0000-8100-100-0100-XX NN P		1.84	1.84
PO-010007	01/16/2019	A2019001897 SSC MAINT SUPPLIES	1	01-8150-0-4346-0000-8100-100-0100-XX NN P		84.28	84.28
PO-010007	01/16/2019	R2019000156 SSC MAINT SUPPLIES	1	01-8150-0-4346-0000-8100-100-0100-XX NN P		32.28	32.28
PO-010007	01/17/2019	A2019001955 SSC MAINT SUPPLIES	1	01-8150-0-4346-0000-8100-100-0100-XX NN P		2.58	2.58
PO-010007	01/17/2019	A2019002025 YMS MAINT SUPPLIES	3	01-8150-0-4346-0000-8100-300-0100-XX NN P		30.02	30.02
PO-010007	01/18/2019	A2019002089 YMS MAINT SUPPLIES	3	01-8150-0-4346-0000-8100-300-0100-XX NN P		19.47	19.47
PO-010007	01/18/2019	A2019002144 HUNT MAINT SUPPL	5	01-8150-0-4346-0000-8100-410-0100-XX NN P		19.47	19.47
PO-010007	01/22/2019	A2019002668 HUNT MAINT SUPPL	5	01-8150-0-4346-0000-8100-410-0100-XX NN P		19.47	19.47
PO-010007	01/23/2019	A2019002836 HUNT MAINT SUPPL	5	01-8150-0-4346-0000-8100-410-0100-XX NN P		2.04	2.04

Vendor/Addr Req	Remit name Reference	Date	Description	Tax ID num	Deposit type FD RESC Y OBJT GOAL FUNC STE ORGN D2 T9MPS	ABA num Account num	Liq Amt	Net Amount
000017 (CONTINUED)								
PO-010007	01/23/2019	A2019002858	HUNT MAINT SUPPL	5	01-8150-0-4346-0000-8100-410-0100-XX NN P		7.48	7.48
PO-010007	01/23/2019	A2019002911	YMS MAINT SUPPLIES	3	01-8150-0-4346-0000-8100-300-0100-XX NN P		22.12	22.12
PO-010007	01/23/2019	A2019002922	OHS MAINT SUPPLIES	2	01-8150-0-4346-0000-8100-200-0100-XX NN P		9.22	9.22
PO-010007	01/24/2019	A2019002995	VR MAINT SUPPLIES	4	01-8150-0-4346-0000-8100-400-0100-XX NN P		6.35	6.35
PO-010007	01/25/2019	A2019003103	HUNT MAINT SUPPL	5	01-8150-0-4346-0000-8100-410-0100-XX NN P		22.51	22.51
PO-010007	01/28/2019	A2019003554	YMS MAINT SUPPLIES	3	01-8150-0-4346-0000-8100-300-0100-XX NN P		29.71	29.71
PO-010007	01/28/2019	A2019003565	SSC MAINT SUPPLIES	1	01-8150-0-4346-0000-8100-100-0100-XX NN P		18.01	18.01
PO-010007	01/29/2019	A2019003627	OHS MAINT SUPPLIES	2	01-8150-0-4346-0000-8100-200-0100-XX NN P		17.42	17.42
PO-010007	01/29/2019	A2019003647	OHS MAINT SUPPLIES	2	01-8150-0-4346-0000-8100-200-0100-XX NN P		16.69	16.69
PO-010007	01/29/2019	A2019003709	OHS MAINT SUPPLIES	2	01-8150-0-4346-0000-8100-200-0100-XX NN P		40.04	40.04
PO-010007	01/29/2019	A2019003718	OHS MAINT SUPPLIES	2	01-8150-0-4346-0000-8100-200-0100-XX NN P		6.75	6.75
PO-010007	01/30/2019	A2019003851	SSC MAINT SUPPLIES	1	01-8150-0-4346-0000-8100-100-0100-XX NN P		6.76	6.76
PO-010007	01/15/2019	A2019001719	CAFE MAINT SUPPL	9	13-5310-0-4346-0000-3700-900-0300-XX NN P		22.00	22.00
PO-011079	01/15/2019	A2019001742	HUNT MAINT SUPPL	1	01-8150-0-4346-0000-8100-410-0100-XX NN P		46.59	46.59
PO-011079	01/29/2019	A2019003672	HUNT MAINT SUPPL	1	01-8150-0-4346-0000-8100-410-0100-XX NN P		34.81	34.81
PO-012091	01/16/2019	A2019001942	AG SHOP SUPPLIES	1	01-1100-0-4310-3800-1000-200-LCAP-SH NN P		40.10	40.10
PO-012091	01/18/2019	A2019002075	AG SHOP SUPPLIES	1	01-1100-0-4310-3800-1000-200-LCAP-SH NN P		36.66	36.66
PO-012091	01/18/2019	A2019002145	AG SHOP SUPPLIES	1	01-1100-0-4310-3800-1000-200-LCAP-SH NN P		56.30	56.30
PO-012091	01/22/2019	A2019002741	AG SHOP SUPPLIES	1	01-1100-0-4310-3800-1000-200-LCAP-SH NN P		6.38	6.38
PO-012091	01/30/2019	A2019003788	AG SHOP SUPPLIES	1	01-1100-0-4310-3800-1000-200-LCAP-SH NN P		13.95	13.95
PO-012091	02/01/2019	R2019000280	AG SHOP SUPPLIES	1	01-1100-0-4310-3800-1000-200-LCAP-SH NN P		36.71	36.71
PO-012117	01/11/2019	A2019001234	AG WELDING SUPPL	1	01-1100-0-4310-3800-1000-200-LCAP-SH NN P		43.44	43.44
PO-012161	01/17/2019	A2019001990	CLASS SUPPLIES	1	01-0609-0-4340-3800-1000-200-0100-HT NN P		21.35	21.35
PO-012258	01/18/2019	A2019002149	SHEEP FACILITY SUP	1	01-6387-0-4340-3800-8100-200-0100-AG NN P		556.81	556.81
PO-019073	01/16/2019	A2019001847	HB MAINT SUPPLIES	1	01-8150-0-4346-0000-8100-475-0100-XX NN P		44.45	44.45
PO-019073	01/29/2019	A2019003645	HB MAINT SUPPLIES	1	01-8150-0-4346-0000-8100-475-0100-XX NN P		13.76	13.76
			TOTAL PAYMENT AMOUNT		1,427.21 *			1,427.21

TOTAL BATCH PAYMENT	62,551.33 ***	0.00	62,551.33

FD RS	AMOUNT		
01-0000	13,352.00		
01-0005	24,000.00		
01-0609	21.35		
01-1100	901.04		
01-3010	1,836.03		
01-4203	125.00		
01-6010	252.51		
01-6387	2,201.95		
01-6500	200.00		
01-7338	4,163.04		
01-8150	15,476.41	TOTAL FUND 01	62,529.33

Vendor/Addr Remit name / Req Reference Date Description	Tax ID num Deposit type / FD RESC Y OBJT GOAL FUNC STE ORGN D2 T9MPS	ABA num Account num		Liq Amt	Net Amount
	FD RS	AMOUNT	TOTAL FUND 01		62,529.33
	13-5310	22.00	TOTAL FUND 13		22.00
	TOTAL DISTRICT PAYMENT	62,551.33 ****		0.00	62,551.33
	FD RS	AMOUNT			
	01-0000	13,352.00			
	01-0005	24,000.00			
	01-0609	21.35			
	01-1100	901.04			
	01-3010	1,836.03			
	01-4203	125.00			
	01-6010	252.51			
	01-6387	2,201.95			
	01-6500	200.00			
	01-7338	4,163.04			
	01-8150	15,476.41	TOTAL FUND 01		62,529.33
	13-5310	22.00	TOTAL FUND 13		22.00
	TOTAL FOR ALL DISTRICTS:	62,551.33 ****		0.00	62,551.33

Number of checks to be printed: 40, not counting voids due to stub overflows.

[redacted]

CK Run 4 $ 10,895.84

Batch status: A All

From batch: 0050

To batch: 0050

Include Revolving Cash: Y

Include Address: N

Include Object Desc: N

Include Vendor TIN: N

Include Audit Date and Time in Sort: N

SUBMITTED BY: ldelgado, 2/20/2019

APPROVED BY: rfillpot, 2/20/2019

[redacted]

Vendor/Addr / Req	Remit name / Reference	Date	Description	Tax ID num	Deposit type / FD RESC Y OBJT GOAL FUNC STE ORGN D2 T9MPS	ABA num / Account num	Liq Amt	Net Amount
019196/00	ALCATRAZ CRUISES LLC							
	PO-017039	02/20/2019	030219-GRP-ORESTIMBA/YOLO B		1 01-6010-0-4343-1110-1000-300-CORE-XX NN P		1,973.70	1,973.70
	PO-017039	02/20/2019	030219-GRP-ORESTIMBA/YOLO A		1 01-6010-0-4343-1110-1000-300-CORE-XX NN F		1,973.70	1,973.70
			TOTAL PAYMENT AMOUNT		3,947.40 *			3,947.40
018719/00	SHARPE, KELLI							
	PO-010458	02/20/2019	REIMB MS AIRFARE EARLY BIRD		1 01-0000-0-5213-1110-1000-703-LCAP-PD NN P		50.00	50.00
			TOTAL PAYMENT AMOUNT		50.00 *			50.00
013953/00	UNITED RENTALS NORTHWEST INC							
	PO-010279	11/05/2018	56079180001 RENT BOOM,CHIPPER		1 01-8150-0-5601-0000-8100-100-0100-XX NN P		6,065.33	6,065.33
	PO-010279	11/19/2018	785607918-002 PICKUP CHARGE		1 01-8150-0-5601-0000-8100-100-0100-XX NN F		139.00	139.00
			TOTAL PAYMENT AMOUNT		6,204.33 *			6,204.33
020065/00	WORLD OF WONDERS SCIENCE							
	PO-011042	02/20/2019	AMEND1360WA HUNT ADMISSION 3/8		1 01-1100-0-4343-1110-1000-410-LCAP-P7 NN F		330.00	270.00
			TOTAL PAYMENT AMOUNT		270.00 *			270.00
000017/00	YANCEY HOME CENTER							
	PO-010007	01/02/2019	A2019000097 SSC MAINT SUPPLIES		1 01-8150-0-4346-0000-8100-100-0100-XX NN P		88.11	88.11
	PO-010007	01/03/2019	A2019000155 OHS MAINT SUPPLIES		2 01-8150-0-4346-0000-8100-200-0100-XX NN P		40.97	40.97
	PO-010007	01/08/2019	A2019000811 SSC MAINT SUPPLIES		1 01-8150-0-4346-0000-8100-100-0100-XX NN P		42.00	42.00
	PO-010007	01/08/2019	A2019000827 HB MAINT SUPPLIES		6 01-8150-0-4346-0000-8100-475-0100-XX NN P		8.58	8.58
	PO-010007	01/08/2019	A2019000863 HUNT MAINT SUPPL		5 01-8150-0-4346-0000-8100-410-0100-XX NN P		20.49	20.49
	PO-010007	01/08/2019	A2019000867 SSC MAINT SUPPLIES		1 01-8150-0-4346-0000-8100-100-0100-XX NN P		46.62	46.62
	PO-010007	01/10/2019	A2019001134 SSC MAINT SUPPLIES		1 01-8150-0-4346-0000-8100-100-0100-XX NN P		12.29	12.29
	PO-010007	01/11/2019	A2019001232 SSC MAINT SUPPLIES		1 01-8150-0-4346-0000-8100-100-0100-XX NN P		7.69	7.69
	PO-010009	01/10/2019	A2019001066 GROUND SUPPLIES		1 01-8150-0-4353-0000-8100-100-0100-XX NN P		6.36	6.36
	PO-011079	01/11/2019	A2019001213 HUNT MAINT SUPPL		1 01-8150-0-4346-0000-8100-410-0100-XX NN P		36.51	36.51
	PO-012012	01/04/2019	A2019000334 OHS MAINT SUPPLIES		1 01-8150-0-4346-0000-8100-200-0100-XX NN P		98.10	98.10
	PO-013004	01/07/2019	A2019000642 YMS MAINT SUPPLIES		1 01-8150-0-4346-0000-8100-300-0100-XX NN P		16.39	16.39
			TOTAL PAYMENT AMOUNT		424.11 *			424.11
			TOTAL BATCH PAYMENT		10,895.84 ***	0.00		10,895.84

Vendor/Addr Remit name / Req Reference	Date	Description	Tax ID num	Deposit type / FD RESC Y OBJT GOAL FUNC STE ORGN D2 T9MPS	ABA num / Account num	Liq Amt	Net Amount
				FD RS	AMOUNT		
				01-0000	50.00		
				01-1100	270.00		
				01-6010	3,947.40		
				01-8150	6,628.44	TOTAL FUND 01	10,895.84
				TOTAL DISTRICT PAYMENT	10,895.84 ****	0.00	10,895.84
				FD RS	AMOUNT		
				01-0000	50.00		
				01-1100	270.00		
				01-6010	3,947.40		
				01-8150	6,628.44	TOTAL FUND 01	10,895.84
				TOTAL FOR ALL DISTRICTS:	10,895.84 ****	0.00	10,895.84

Number of checks to be printed: 5, not counting voids due to stub overflows.

[redacted]

Ck run 5 $ 27[illegible] 527.52

Batch status: A All

From batch: 0051

To batch: 0051

Include Revolving Cash: Y

Include Address: N

Include Object Desc: N

Include Vendor TIN: N

Include Audit Date and Time in Sort: N

SUBMITTED BY: ldelgado, 2/26/2019

APPROVED BY: rfillpot, 2/26/2019

[redacted]

Vendor/Addr / Req	Remit name / Reference	Date	Description	Tax ID num / Deposit type / FD RESC Y OBJT GOAL FUNC STE ORGN D2 T9MPS	ABA num / Account num	Liq Amt	Net Amount
019950/00	4IMPRINT INC						
PO-010393		02/04/2019	7030120 HB CAFE STAFF SHIRTS	1 13-5310-0-5813-0000-3700-900-0300-XX NN F		431.12	431.12
			TOTAL PAYMENT AMOUNT	431.12 *			431.12
015095/00	AIRGAS USA LLC						
PV-190238		01/31/2019	9959673746 CYLINDER RENTAL	01-8150-0-4346-0000-8100-100-0100-XX NN			35.85
			TOTAL PAYMENT AMOUNT	35.85 *			35.85
014965/00	ALHAMBRA						
PO-010040		02/16/2019	14200102021619 HE WATER DLVRY	1 01-0000-0-5813-0000-7200-100-0100-XX NN P		196.94	196.94
			TOTAL PAYMENT AMOUNT	196.94 *			196.94
018958/00	ANIMAL DAMAGE MANAGEMENT INC						
PO-010015		02/11/2019	1569C OHS RODENT PEST CONTROL	1 01-8150-0-5813-0000-8100-200-0100-XX NN P		150.00	150.00
PO-010015		02/11/2019	1569C YMS RODENT PEST CONTROL	2 01-8150-0-5813-0000-8100-300-0100-XX NN P		125.00	125.00
PO-010015		02/11/2019	1569C HE RODENT PEST CONTROL	3 01-8150-0-5813-0000-8100-410-0100-XX NN P		100.00	100.00
PO-010015		02/11/2019	1569C VR RODENT PEST CONTROL	4 01-8150-0-5813-0000-8100-400-0100-XX NN P		100.00	100.00
PO-010015		02/11/2019	1569C BE RODENT PEST CONTROL	5 01-8150-0-5813-0000-8100-500-0100-XX NN P		80.00	80.00
PO-010015		02/11/2019	1569C FARM RODENT PEST CONTROL	9 01-8150-0-5813-0000-8100-200-0100-XX NN P		210.00	210.00
PO-010015		02/11/2019	1569C HB RODENT PEST CONTROL	8 01-8150-0-5813-0000-8100-475-0100-XX NN P		125.00	125.00
			TOTAL PAYMENT AMOUNT	890.00 *			890.00
013611/00	APPLE INC						
PO-013172		02/07/2019	AA01791306 IPAD PROS-MUSEUM PR	1 01-1100-0-4403-1110-1000-300-LCAP-P7 NN F		1,625.97	1,625.97
PO-013175		02/11/2019	AA02398952 IPAD PRO APPLECARE	1 01-0015-0-5450-1110-2420-300-LCAP-XX NN F		258.00	258.00
			TOTAL PAYMENT AMOUNT	1,883.97 *			1,883.97
018343/00	ARNETT, BERNICE						
PO-010417		02/25/2019	REIMB MS DELTA AIRLINES	1 01-0000-0-5213-1110-1000-703-LCAP-PD NN P		550.00	550.00
			TOTAL PAYMENT AMOUNT	550.00 *			550.00

Vendor/Addr / Req	Remit name / Reference	Date	Description	Tax ID num	Deposit type / FD RESC Y OBJT GOAL FUNC STE ORGN D2 T9MPS	ABA num / Account num	Liq Amt	Net Amount
000008/01	AT&T							
PV-190236		02/01/2019	2098623129 MCC CTR FEB 2019		01-0000-0-5904-0000-7200-450-0100-XX NN			946.10
PV-190236		02/01/2019	2098622674 MCC CTR FEB 2019		01-0000-0-5904-0000-7200-450-0100-XX NN			392.16
PV-190236		02/01/2019	2096681588 OHS FEB 2019		01-0000-0-5904-0000-7200-200-0100-XX NN			227.25
PV-190236		02/01/2019	2098622629 OHS FEB 2019		01-0000-0-5904-0000-7200-200-0100-XX NN			251.23
PV-190236		02/01/2019	2098622868 VR FEB 2019		01-0000-0-5904-0000-7200-400-0100-XX NN			2,011.71
PV-190236		02/01/2019	2343428738 OPTEMAN FEB 2019		01-0000-0-5904-0000-7200-100-0100-XX NN			17,297.51
			TOTAL PAYMENT AMOUNT		21,125.96 *			21,125.96
000008/02	AT&T							
PV-190237		02/13/2019	12622271 9391063382		01-0000-0-5904-0000-7200-100-0100-XX NN			2,304.23
PV-190237		02/13/2019	12613572 9391002460		01-0000-0-5904-0000-7200-100-0100-XX NN			39.89
PV-190237		02/13/2019	12614611 9391046000		01-0000-0-5904-0000-7200-100-0100-XX NN			38.15
PV-190237		02/13/2019	12613573 9391002461		01-0000-0-5904-0000-7200-100-0100-XX NN			216.54
PV-190237		02/13/2019	12613570 9391002459		01-0000-0-5904-0000-7200-100-0100-XX NN			1,527.48
			TOTAL PAYMENT AMOUNT		4,126.29 *			4,126.29
019272/00	AT&T MOBILITY							
PV-190235		02/09/2019	287237454292X02092019 DIST CEL		01-0000-0-5904-0000-7200-100-0100-XX NN			2,414.48
PV-190235		02/09/2019	287024749909X02092019 ASP CELL		01-6010-0-5902-1110-8100-500-CORE-XX NN			775.38
			TOTAL PAYMENT AMOUNT		3,189.86 *			3,189.86
017711/00	ATKINSON ANDELSON LOYA							
PO-010042		01/31/2019	562895 JAN 2019 LEGAL SERVICES	1	01-0000-0-5804-0000-7100-100-0100-XX N7 P		9,925.13	9,925.13
			TOTAL PAYMENT AMOUNT		9,925.13 *			9,925.13
020477/00	CALIFORNIA ASSOCIATION OF							
PO-012255		02/11/2019	18-678 CASC -SHARPE,DOERKSEN	1	01-7338-0-5213-1110-1000-200-LCAP-PD NN F		418.00	418.00
			TOTAL PAYMENT AMOUNT		418.00 *			418.00
020529/00	CALIFORNIA LANDSCAPE SUPPLY							
PO-012272		02/11/2019	19065 INFIELD MIX,PACKING CLAY	1	01-8150-0-4353-0000-8100-200-0100-XX NN F		1,936.67	1,936.67
			TOTAL PAYMENT AMOUNT		1,936.67 *			1,936.67

Vendor/Addr Remit name / Req Reference	Date	Description	Tax ID num	Deposit type / FD RESC Y OBJT GOAL FUNC STE ORGN D2 T9MPS	ABA num / Account num	Liq Amt	Net Amount
016006/00 CAROLINA BIOLOGICAL SUPPLY CO							
PO-012263	01/28/2019	50570149 RI INSTRUCT SUPPLIES		1 01-3010-0-4310-1110-1000-200-0100-XX NN F		161.61	176.60
		TOTAL PAYMENT AMOUNT		176.60 *			176.60
013922/00 CENTRAL SANITARY SUPPLY							
PO-010407	02/20/2019	951501 WATERHOG CARPETS		1 01-8150-0-4346-0000-8100-410-0100-XX NN F		700.92	702.40
PO-010407	02/20/2019	951501 WATERHOG CARPETS		2 01-8150-0-4346-0000-8100-200-0100-XX NN F		753.86	755.35
PO-010408	02/13/2019	950153 OHS CUSTODIAL SUPPLIES		6 01-0000-0-4345-0000-8100-200-0100-XX NN P		357.92	357.92
PO-010408	02/13/2019	950153 VR CUSTODIAL SUPPLIES		7 01-0000-0-4345-0000-8100-400-0100-XX NN P		666.69	666.69
PO-010408	02/06/2019	948210 VR CUSTODIAL SUPPLIES		7 01-0000-0-4345-0000-8100-400-0100-XX NN F		106.45	106.45
PO-010408	02/06/2019	948210 WSVH CUSTODIAL SUPPLIES		8 01-0000-0-4345-0000-8100-600-0100-XX NN P		61.64	61.64
PO-010408	02/06/2019	948212 WSVH CUSTODIAL SUPPLIES		8 01-0000-0-4345-0000-8100-600-0100-XX NN F		176.32	176.32
PO-010408	02/06/2019	948212 YMS CUSTODIAL SUPPLIES		9 01-0000-0-4345-0000-8100-300-0100-XX NN F		1,617.04	1,619.80
		TOTAL PAYMENT AMOUNT		4,446.57 *			4,446.57
020440/00 CISNEROS, YUNUEN							
PO-010427	02/26/2019	REIMB MS DELTA AIRLINES		1 01-0000-0-5213-1110-1000-703-LCAP-PD NN P		547.00	547.00
		TOTAL PAYMENT AMOUNT		547.00 *			547.00
018186/00 CLARK, NORLISSA							
PO-010428	02/25/2019	REIMB MS SOUTHWEST AIRLINES		1 01-0000-0-5213-1110-1000-703-LCAP-PD NN P		541.99	541.99
		TOTAL PAYMENT AMOUNT		541.99 *			541.99
018829/00 CONFORTI, JANICE							
PO-010429	02/25/2019	REIMB MS SOUTHWEST AIRLINES		1 01-0000-0-5213-1110-1000-703-LCAP-PD NN P		519.98	519.98
		TOTAL PAYMENT AMOUNT		519.98 *			519.98
000191/00 COUNTY OF STANISLAUS							
PV-190233	02/11/2019	51734 BES JAN SANITATION CHRG		01-0000-0-5504-0000-8100-500-0100-XX NN			47.82
		TOTAL PAYMENT AMOUNT		47.82 *			47.82

Vendor/Addr Remit name / Req Reference Date Description	Tax ID num	Deposit type / FD RESC Y OBJT GOAL FUNC STE ORGN D2 T9MPS	ABA num Account num	Liq Amt	Net Amount
017277/02 CSU STANISLAUS					
PO-014036 02/20/2019 CMP-007657 REGISTRAT-6 VR STFF		1 01-3010-0-5213-1110-1000-400-LCAP-PD NN F		900.00	900.00
PO-014113 02/20/2019 CMP-007662 REGISTRAT-4 VR STAF		1 01-3010-0-5213-1110-1000-400-LCAP-PD NN F		300.00	300.00
TOTAL PAYMENT AMOUNT		1,200.00 *			1,200.00
019712/00 DAKTRONICS INC					
PO-012250 01/25/2019 6823905 HSPR FIELD SRVC LABOR		1 01-8150-0-5813-0000-8100-200-0100-XX NN F		705.00	652.50
TOTAL PAYMENT AMOUNT		652.50 *			652.50
020154/00 DALE SCOTT & COMPANY INC					
PO-010371 02/19/2019 202028 ADTR SET-UP,ANNUAL FEES		1 01-0000-0-5809-0000-9100-100-0100-XX NN P		2,500.00	2,500.00
TOTAL PAYMENT AMOUNT		2,500.00 *			2,500.00
018569/00 DATAPATH INC					
PO-010465 02/07/2019 140769 ACCIDENTAL DAMAGE SRVC		1 01-0000-0-4317-1110-2420-703-LCAP-XX NN F		95.00	95.00
TOTAL PAYMENT AMOUNT		95.00 *			95.00
019873/00 DEREK SAWYER SMART ENERGY					
PO-010200 02/26/2019 32161 SSC Q-MAINT 2 UNITS		2 01-8150-0-5813-0000-8100-100-HVAC-XX NN P		110.00	110.00
PO-010200 02/26/2019 32160 ALT ED Q-MAINT 3 UNITS		2 01-8150-0-5813-0000-8100-100-HVAC-XX NN P		165.00	165.00
PO-010200 02/26/2019 32159 MCC CTR Q-MAINT 5 UNITS		2 01-8150-0-5813-0000-8100-100-HVAC-XX NN P		275.00	275.00
TOTAL PAYMENT AMOUNT		550.00 *			550.00
019487/00 ERIC CO LOW VOLTAGE SERVICES					
PO-010409 02/02/2019 1807 TEN LUMENS, LAMPS		1 01-0000-0-4403-1110-2420-703-LCAP-XX NY F		10,853.46	10,853.46
TOTAL PAYMENT AMOUNT		10,853.46 *			10,853.46
020419/00 ESQUIVEZ, LILIANA					
PO-010436 02/26/2019 REIMB MS ALASKA AIRLINES		1 01-0000-0-5213-1110-1000-703-LCAP-PD NN P		550.00	550.00
TOTAL PAYMENT AMOUNT		550.00 *			550.00

Vendor/Addr Remit name / Req Reference	Date	Description	Tax ID num	Deposit type / FD RESC Y OBJT GOAL FUNC STE ORGN D2 T9MPS	ABA num / Account num	Liq Amt	Net Amount
020228/00 FAGEN FRIEDMAN & FULFROST LLP							
PO-010033	12/31/2018	61974 NOV2018 SPEC ED LEGAL		1 01-0000-0-5804-5001-7100-100-0100-XX N7 P		4,049.31	4,049.31
PO-010033	12/31/2018	61975 DEC2018 SPEC ED LEGAL		1 01-0000-0-5804-5001-7100-100-0100-XX N7 P		4,376.51	4,376.51
		TOTAL PAYMENT AMOUNT		8,425.82 *			8,425.82
018329/00 FARMER BROTHERS CO							
PV-190241	02/20/2019	68868111 COFFEE SERVICE		01-1100-0-5813-0000-7200-100-0100-XX NN			158.95
		TOTAL PAYMENT AMOUNT		158.95 *			158.95
019714/00 FILLPOT, RANDALL							
PO-010402	02/16/2019	REIMB AASA L.A. MILEAGE 2/12		1 01-3010-0-5213-1110-1000-703-LCAP-PD NN P		176.32	176.32
PO-010402	02/16/2019	REIMB AASA PARKING 2/12-16		1 01-3010-0-5213-1110-1000-703-LCAP-PD NN F		180.58	193.60
		TOTAL PAYMENT AMOUNT		369.92 *			369.92
996845/00 FIRST STUDENT INC							
PO-018001	02/06/2019	305C003685 OHS GBB 1/29		1 01-0000-0-5817-1110-4000-200-ATHL-XX NN P		285.92	285.92
PO-018001	02/06/2019	305C003684 OHS G SOCCER 1/29		1 01-0000-0-5817-1110-4000-200-ATHL-XX NN P		331.96	331.96
PO-018001	02/06/2019	305C003693 OHS B SOCCER 2/1		1 01-0000-0-5817-1110-4000-200-ATHL-XX NN P		359.61	359.61
PO-018001	02/06/2019	305C003694 OHS BBB 2/1		1 01-0000-0-5817-1110-4000-200-ATHL-XX NN P		196.03	196.03
PO-018006	02/06/2019	305C003688 YMS SPORTS 1/30		1 01-0000-0-5817-1110-4000-300-ATHL-XX NN P		150.87	150.87
PO-018006	02/12/2019	305C003706 YMS SPORTS 2/5		1 01-0000-0-5817-1110-4000-300-ATHL-XX NN F		125.33	143.97
PO-018026	02/12/2019	305C003715 BONITA TO MONTEREY		1 01-1100-0-5817-1110-4000-500-LCAP-P7 NN P		583.14	583.14
PO-018043	02/12/2019	305C003708 HB TO GALLO 2/5		1 01-1100-0-5817-1110-4000-475-LCAP-P7 NN F		161.14	126.73
PO-018043	02/12/2019	305C003708 HE TO GALLO 2/5		2 01-1100-0-5817-1110-4000-410-LCAP-P7 NN F		161.14	126.72
PO-018052	02/06/2019	305C003699 OHS WRESTLING 2/2		1 01-0000-0-5817-1110-4000-200-ATHL-XX NN F		432.63	413.99
PO-019054	02/12/2019	305C003707 HB TO GALLO 2/5		1 01-1100-0-5817-1110-4000-475-LCAP-P7 NN F		392.52	341.22
		TOTAL PAYMENT AMOUNT		3,060.16 *			3,060.16
019228/00 FOX, NANCI							
PO-010438	02/25/2019	REIMB MS SOUTHWEST AIRLINES		1 01-0000-0-5213-1110-1000-703-LCAP-PD NN P		550.00	550.00
PO-010482	02/25/2019	REIMB SYMPATHY,GET WELL CARDS		1 01-0000-0-4340-0000-7200-100-0100-XX NN F		8.32	8.32
		TOTAL PAYMENT AMOUNT		558.32 *			558.32

Vendor/Addr / Req	Remit name / Reference	Date	Description	Tax ID num	Deposit type / FD RESC Y OBJT GOAL FUNC STE ORGN D2 T9MPS	ABA num / Account num	Liq Amt	Net Amount
018997/00	FRESNO OXYGEN/BARNES WELDING							
	PO-012116	02/14/2019	62332087 EXOTHERMIC TORCH		2 01-1100-0-4401-3800-1000-200-LCAP-SH NN F		916.94	916.94
	PO-012116	01/31/2019	62324303 WELDING SUPPLIES		1 01-1100-0-4310-3800-1000-200-LCAP-SH NN F		1,147.87	155.50
	PO-012125	02/08/2019	62330226 WELDING GASES		1 01-1100-0-4310-3800-1000-200-LCAP-SH NN P		606.95	606.95
	PO-012125	01/31/2019	M91462983 WELDING GASES		1 01-1100-0-4310-3800-1000-200-LCAP-SH NN P		16.45	16.45
	PO-012280	02/14/2019	62332086 WELDING SUPPLIES-EXPO		1 01-1100-0-4310-3800-1000-200-LCAP-SH NN P		1,885.72	1,885.72
	PO-016011	02/14/2019	62332087 ALT ED WELDING SUPPL		1 11-6391-0-4340-4110-8100-105-0100-SH NN P		170.97	170.97
			TOTAL PAYMENT AMOUNT		3,752.53 *			3,752.53
377601/00	GOTTSCHALK MUSIC CENTER							
	PO-013018	02/12/2019	611249 YMS BAND SUPPLIES		1 01-1100-0-4310-1110-1000-300-SUPP-XX NN P		71.20	71.20
			TOTAL PAYMENT AMOUNT		71.20 *			71.20
014371/00	GRAINGER							
	PO-011107	02/11/2019	9084466987 LAMPS, BALLASTS		1 01-8150-0-4346-0000-8100-410-0100-XX NN P		1,266.09	1,266.09
	PO-012271	02/11/2019	9084257840 CONTACTORS		1 01-8150-0-4346-0000-8100-200-0100-XX NN F		384.40	384.40
			TOTAL PAYMENT AMOUNT		1,650.49 *			1,650.49
019968/00	GUERRERO'S TIRES & AUTO REPAIR							
	PO-010478	02/13/2019	TIRE TUBE		1 01-8150-0-4353-0000-8100-100-0100-XX NN F		8.00	8.00
			TOTAL PAYMENT AMOUNT		8.00 *			8.00
429975/00	HOUGHTON MIFFLIN HARCOURT							
	PO-010024	01/31/2019	710140219 LDRSHP COACH-1/7/19		2 01-4127-0-5813-1110-1000-703-LCAP-PD NN P		4,500.00	4,500.00
			TOTAL PAYMENT AMOUNT		4,500.00 *			4,500.00
018986/00	LAYNE, GABIE							
	PO-010446	02/25/2019	REIMB MS SOUTHWEST AIRLINES		1 01-0000-0-5213-1110-1000-703-LCAP-PD NN P		394.00	394.00
			TOTAL PAYMENT AMOUNT		394.00 *			394.00
019917/00	LUNA, EVA							
	PO-010448	02/25/2019	REIMB MODEL SCHOOLS AIRFARE		1 01-0000-0-5213-1110-1000-703-LCAP-PD NN P		454.98	454.98
			TOTAL PAYMENT AMOUNT		454.98 *			454.98

Vendor/Addr	Remit name / Req	Reference	Date	Description	Tax ID num	Deposit type / FD RESC Y OBJT GOAL FUNC STE ORGN D2 T9MPS	ABA num / Account num	Liq Amt	Net Amount
017666/00	MENDOZA, CARALYN								
		PO-010450	02/25/2019	REIMB MS ALASKA AIRLINES	1	01-0000-0-5213-1110-1000-703-LCAP-PD NN P		464.25	464.25
				TOTAL PAYMENT AMOUNT		464.25 *			464.25
019742/00	NEOFUNDS								
		PV-190230	02/12/2019	7900044068514458 JAN/FEB PSTG		01-0000-0-5908-0000-7200-100-0100-XX NN			3,597.00
				TOTAL PAYMENT AMOUNT		3,597.00 *			3,597.00
018080/00	NEWMAN SMOG & LUBE								
		PO-010385	01/03/2019	49757 SERVICE 2001 VENTURE	1	01-0000-0-5606-0000-8100-100-0100-XX NY F		45.62	45.62
				TOTAL PAYMENT AMOUNT		45.62 *			45.62
020356/00	ONYX ASSET SERVICES GROUP LLC								
		PV-190239	02/15/2019	10197-017 OHS ENERGY JAN 2019		01-0000-0-5508-0000-8100-200-0100-XX NN			5,344.03
		PV-190239	02/15/2019	10198-016 YMS ENERGY JAN 2019		01-0000-0-5508-0000-8100-300-0100-XX NN			3,129.16
		PV-190239	02/15/2019	10199-018 VR ENERGY JAN 2019		01-0000-0-5508-0000-8100-400-0100-XX NN			1,362.56
		PV-190239	02/15/2019	10200-014 HB ENERGY JAN 2019		01-0000-0-5508-0000-8100-475-0100-XX NN			1,694.24
				TOTAL PAYMENT AMOUNT		11,529.99 *			11,529.99
658248/00	PACIFIC GAS & ELECTRIC								
		PV-190234	02/11/2019	5605915572-3 DO/SSC JAN 2019		01-0000-0-5508-0000-8100-100-0100-XX NN			1,597.95
		PV-190234	02/11/2019	5605915572-3 OHS JAN 2019		01-0000-0-5508-0000-8100-200-0100-XX NN			5,771.06
		PV-190234	02/11/2019	5605915572-3 YMS JAN 2019		01-0000-0-5508-0000-8100-300-0100-XX NN			3,681.68
		PV-190234	02/11/2019	5605915572-3 VR JAN 2019		01-0000-0-5508-0000-8100-400-0100-XX NN			924.89
		PV-190234	02/11/2019	5605915572-3 HE JAN 2019		01-0000-0-5508-0000-8100-410-0100-XX NN			868.55
		PV-190234	02/11/2019	5605915572-3 HB JAN 2019		01-0000-0-5508-0000-8100-475-0100-XX NN			1,950.09
		PV-190234	02/11/2019	5605915572-3 BES JAN 2019		01-0000-0-5508-0000-8100-500-0100-XX NN			925.21
		PV-190234	02/11/2019	5605915572-3 WSVH JAN 2019		01-0000-0-5508-0000-8100-600-0100-XX NN			400.62
		PV-190234	02/11/2019	5605915572-3 NFRC JAN 2019		01-0000-0-5508-0000-8100-425-NFRC-XX NN			10.18
				TOTAL PAYMENT AMOUNT		16,130.23 *			16,130.23
020337/00	PANTOJA PEREZ, CAREN								
		PO-010451	02/25/2019	REIMB MS JETBLUE AIRLINES	1	01-0000-0-5213-1110-1000-703-LCAP-PD NN P		550.00	550.00
				TOTAL PAYMENT AMOUNT		550.00 *			550.00

Vendor/Addr / Req	Remit name / Reference	Date	Description	Tax ID num / Deposit type / FD RESC Y OBJT GOAL FUNC STE ORGN D2 T9MPS	ABA num / Account num	Liq Amt	Net Amount
018353/00	PRACTI-CAL INC						
	PO-010110	02/22/2019	342513 MEDI-CAL CLAIMS 2/22	2 01-0000-0-5813-0000-7200-100-0100-XX NN P		309.68	309.68
			TOTAL PAYMENT AMOUNT	309.68 *			309.68
019834/00	PRESENCE LEARNING INC						
	PO-010058	02/07/2019	INV26800 SPEECH SRVC-JAN 2019	2 01-6500-0-5100-5730-1190-100-0100-XX NN P		17,837.03	17,837.03
			TOTAL PAYMENT AMOUNT	17,837.03 *			17,837.03
018262/00	PRUETT, JUSTIN						
	PO-012283	02/16/2019	REIMB AASA L.A. MILEAGE 2/12	1 01-3010-0-5213-1110-1000-703-LCAP-PD NN F		170.35	170.35
			TOTAL PAYMENT AMOUNT	170.35 *			170.35
020189/00	RESENDIZ FRUIT BARN, THE						
	PO-014078	02/20/2019	VON RENNER ADMISSION 10/26/18	1 01-1100-0-4343-1110-1000-400-LCAP-P7 NN F		534.00	528.00
			TOTAL PAYMENT AMOUNT	528.00 *			528.00
020453/00	RIVERA, GRISELDA						
	PO-010456	02/25/2019	REIMB MS DELTA AIRLINES	1 01-0000-0-5213-1110-1000-703-LCAP-PD NN P		547.00	547.00
			TOTAL PAYMENT AMOUNT	547.00 *			547.00
020523/00	SAMEDAY BACKFLOW SERVICES						
	PO-015074	02/22/2019	12011 INSTALL BACKFLOW DEVICES	1 01-0005-0-5813-0000-8100-500-0100-XX NY F		8,845.75	8,200.00
			TOTAL PAYMENT AMOUNT	8,200.00 *			8,200.00
018720/00	SCHOOL OUTFITTERS						
	PO-019125	02/12/2019	INV13065019 STEREO HEADPHONES	1 01-3010-0-4310-1110-1000-475-0100-XX NN F		496.76	496.76
			TOTAL PAYMENT AMOUNT	496.76 *			496.76
000532/00	SCHOOL SERVICES OF CALIFORNIA						
	PO-010179	01/31/2019	118929 JAN FISCAL BUDGET SRVC	1 01-0000-0-5813-0000-7200-100-0100-XX NN P		275.00	275.00
			TOTAL PAYMENT AMOUNT	275.00 *			275.00

Vendor/Addr / Req	Reference	Date	Description	Tax ID num	Deposit type / FD RESC Y OBJT GOAL FUNC STE ORGN D2 T9MPS	ABA num / Account num	Liq Amt	Net Amount
020525/00	SMITH, RYAN							
	PO-010459	02/25/2019	REIMB MS AMERICAN AIRLINES	1	01-0000-0-5213-1110-1000-703-LCAP-PD NN P		550.00	550.00
			TOTAL PAYMENT AMOUNT		550.00 *			550.00
018843/00	SODEXO INC & AFFILIATES							
	PO-010215	02/07/2019	1001251587 JAN 2019 PROF SRVC	2	13-5310-0-5100-0000-3700-900-0300-XX NN P		14,129.68	14,129.68
	PO-010215	02/07/2019	1001251587 JAN 2019 SUPPLIES	7	13-5320-0-4327-0000-3700-900-0300-XX NN P		6,721.78	6,721.78
	PO-010215	02/07/2019	1001251587 JAN 2019 FOOD	8	13-5310-0-4710-0000-3700-900-0300-XX NN P		73,169.85	73,169.85
			TOTAL PAYMENT AMOUNT		94,021.31 *			94,021.31
017888/00	SOUTHWEST SCHOOL & OFFC SUPPLY							
	PO-011007	02/06/2019	533230 HUNT OFFICE SUPPLIES	1	01-1100-0-4352-0000-2700-410-0100-XX NN P		58.75	58.75
	PO-011007	02/06/2019	532580 HUNT OFFICE SUPPLIES	1	01-1100-0-4352-0000-2700-410-0100-XX NN P		12.48	12.48
	PO-011035	02/06/2019	533107 INSTRUCT SUPPL-PAYNE	1	01-1100-0-4310-1110-1000-410-BASE-XX NN P		79.89	79.89
	PO-012029	01/31/2019	530309 OHS OFFICE SUPPLIES	1	01-1100-0-4352-0000-2700-200-0100-XX NN P		52.07	52.07
	PO-012031	02/01/2019	530933 INSTRUCT SUPPL-BAKER	1	01-1100-0-4310-1110-1000-200-BASE-XX NN P		40.73	40.73
	PO-013009	01/31/2019	530251 YMS OFFICE SUPPLIES	1	01-1100-0-4352-0000-2700-300-0100-XX NN P		8.39	8.39
	PO-013062	02/05/2019	532057 INSTRUCT SUPPL-FELBER	1	01-1100-0-4310-1110-1000-300-BASE-XX NN P		52.49	52.49
	PO-013062	01/14/2019	CM122274 CREDIT RETURN	1	01-1100-0-4310-1110-1000-300-BASE-XX NN M		0.00	-60.33
	PO-013152	02/05/2019	532064 YMS OFFICE SUPPLIES	1	01-1100-0-4352-0000-2700-300-0100-XX NN P		54.55	54.55
	PO-013152	02/01/2019	530910 YMS OFFICE SUPPLIES	1	01-1100-0-4352-0000-2700-300-0100-XX NN P		58.25	58.25
	PO-013152	02/01/2019	530928 YMS OFFICE SUPPLIES	1	01-1100-0-4352-0000-2700-300-0100-XX NN P		48.63	48.63
	PO-014012	02/01/2019	530938 VR OFFICE SUPPLIES	1	01-1100-0-4352-0000-2700-400-0100-XX NN P		77.48	77.48
	PO-014017	02/06/2019	533256 INSTRUCT SUPPL-SUNDE	1	01-1100-0-4310-1110-1000-400-BASE-XX NN P		80.51	80.51
	PO-014017	01/31/2019	530248 INSTRUCT SUPPL-FIDALGO	1	01-1100-0-4310-1110-1000-400-BASE-XX NN P		58.68	58.68
	PO-015005	02/01/2019	530615 INSTRUCT SUPPL-2 GR	1	01-1100-0-4310-1110-1000-500-BASE-XX NN P		0.86	0.86
	PO-019008	02/06/2019	533124 INSTRUCT SUPPLIES	1	01-1100-0-4310-1110-1000-475-BASE-XX NN P		58.37	58.37
	PO-019008	02/05/2019	532078 INSTRUCT SUPPLIES	1	01-1100-0-4310-1110-1000-475-BASE-XX NN P		33.76	33.76
	PO-019008	02/05/2019	532194 INSTRUCT SUPPLIES	1	01-1100-0-4310-1110-1000-475-BASE-XX NN P		5.02	5.02
			TOTAL PAYMENT AMOUNT		720.58 *			720.58
020305/00	SOUZA, ALYSSA							
	PO-010248	02/12/2019	REIMB DEC2018 MILEAGE TO MTGS	1	01-6500-0-5206-5770-1110-100-0100-XX NN P		13.08	13.08
	PO-010248	02/12/2019	REIMB JAN2019 MILEAGE TO MTGS	1	01-6500-0-5206-5770-1110-100-0100-XX NN P		55.10	55.10
	PO-010309	02/25/2019	REIMB SACRAMENTO MILEAGE 11/5	1	01-5640-0-5213-5770-1110-703-LCAP-PD NN P		56.14	56.14
			TOTAL PAYMENT AMOUNT		124.32 *			124.32

Vendor/Addr Remit name / Req Reference	Date	Description	Tax ID num / Deposit type / FD RESC Y OBJT GOAL FUNC STE ORGN D2 T9MPS	ABA num / Account num	Liq Amt	Net Amount
000424/00 STAN CO DEPT OF EDUCATION						
PO-010140	02/14/2019	191769 ELPAC REGISTR-4 STAFF	1 01-3010-0-5213-1110-1000-703-LCAP-PD NN F		525.00	525.00
PO-010251	02/11/2019	191717 GRADE-ALIKE REG-ESCATEL	1 01-4127-0-5213-1110-1000-703-LCAP-PD NN P		175.00	175.00
PO-010251	02/11/2019	191706 GRADE-ALIKE REG-MARQUEZ	1 01-4127-0-5213-1110-1000-703-LCAP-PD NN P		175.00	175.00
PO-010251	02/11/2019	191705 GRADE-ALIKE-ARROYO,SARA	1 01-4127-0-5213-1110-1000-703-LCAP-PD NN P		350.00	350.00
PO-010251	02/11/2019	191694 GRADE-ALIKE REG-MIRANDA	1 01-4127-0-5213-1110-1000-703-LCAP-PD NN P		175.00	175.00
PO-010251	02/11/2019	191693 GRADE-ALIKE REG-3 STAFF	1 01-4127-0-5213-1110-1000-703-LCAP-PD NN P		525.00	525.00
PO-014108	02/14/2019	191770 ELPAC REGISTR-ARTEAGA	1 01-4203-0-5213-1110-1000-703-LCAP-PD NN F		175.00	175.00
		TOTAL PAYMENT AMOUNT	2,100.00 *			2,100.00
020531/00 SUMMIT PLUMBING & MECHANICAL						
PO-012282	02/21/2019	1738 INSTALL WATER HEATER,SFTN	1 01-0005-0-6503-0000-8100-200-0100-XX NN F		12,580.00	12,580.00
		TOTAL PAYMENT AMOUNT	12,580.00 *			12,580.00
018023/00 TERMINIX PROCESSING CENTER						
PV-190240	01/12/2019	382884085 VR SITE PEST CONTROL	01-0000-0-5813-0000-8100-400-0100-XX NN			282.00
PV-190240	01/12/2019	382884140 YMS SITE PEST CONTRL	01-0000-0-5813-0000-8100-300-0100-XX NN			334.00
PV-190240	01/12/2019	382891633 OHS SITE PEST CONTRL	01-0000-0-5813-0000-8100-200-0100-XX NN			457.00
PV-190240	01/12/2019	383233730 MCC CTR PEST CONTRL	01-0000-0-5813-0000-8100-450-0100-XX NN			54.00
PV-190240	01/12/2019	383234251 D.O. PEST CONTROL	01-0000-0-5813-0000-8100-100-0100-XX NN			44.00
PV-190240	01/12/2019	383236231 BES CAFE PEST CONTRL	13-5310-0-5813-0000-3700-900-0300-XX NN			25.00
PV-190240	01/12/2019	383235517 YMS CAFE PEST CONTRL	13-5310-0-5813-0000-3700-900-0300-XX NN			46.00
PV-190240	01/12/2019	383233426 VR CAFE PEST CONTROL	13-5310-0-5813-0000-3700-900-0300-XX NN			25.00
PV-190240	01/12/2019	382891605 OHS CAFE PEST CONTRL	13-5310-0-5813-0000-3700-900-0300-XX NN			48.00
		TOTAL PAYMENT AMOUNT	1,315.00 *			1,315.00
020276/00 TURLOCK FEED &LIVESTOCK SUPPLY						
PO-012092	02/12/2019	119809 ANIMAL SCI SUPPLIES	1 01-0020-0-4340-3800-1000-213-ASCI-P7 NN P		71.79	71.79
PO-012092	02/12/2019	119462 ANIMAL SCI SUPPLIES	1 01-0020-0-4340-3800-1000-213-ASCI-P7 NN P		67.89	67.89
		TOTAL PAYMENT AMOUNT	139.68 *			139.68
018236/00 USBANCORP						
PV-190232	02/06/2019	378317101 YMS COPIER LEASE	01-0000-0-5601-0000-7200-100-0100-XX NN			427.46
PV-190232	02/06/2019	378605265 TEN COPIER LEASE	01-0000-0-5601-0000-7200-100-0100-XX NN			3,610.43
PV-190232	02/06/2019	377689492 SSC/HE COPIER LEASE	01-0000-0-5601-0000-7200-100-0100-XX NN			684.36
		TOTAL PAYMENT AMOUNT	4,722.25 *			4,722.25

Vendor/Addr Remit name / Req Reference Date Description	Tax ID num	Deposit type / FD RESC Y OBJT GOAL FUNC STE ORGN D2 T9MPS	ABA num / Account num	Liq Amt	Net Amount
019889/00 VARGAS, HEATHER					
PO-010413 02/25/2019 REIMB RFEP PARTY CITY SUPPLIES		1 01-0000-0-4340-0000-7200-100-0100-XX NN F		200.00	105.54
TOTAL PAYMENT AMOUNT		105.54 *			105.54
020338/00 VIRGEN, ARELY					
PO-010463 02/26/2019 REIMB MS JETBLUE AIRLINES		1 01-0000-0-5213-1110-1000-703-LCAP-PD NN P		550.00	550.00
TOTAL PAYMENT AMOUNT		550.00 *			550.00
014670/00 W H BRESHEARS INC					
PV-190231 02/11/2019 656235 FUEL		01-0000-0-4347-0000-8100-100-0100-XX NN			410.10
PV-190231 02/11/2019 656269 FUEL		01-0000-0-4347-0000-8100-100-0100-XX NN			421.95
TOTAL PAYMENT AMOUNT		832.05 *			832.05
018931/00 WESTSIDE LANDSCAPE & CONCRETE					
PO-015083 02/10/2019 2381 INSTALL CONCRETE AT BES		1 01-0005-0-5813-0000-8100-500-0100-XX NY F		3,290.80	3,290.80
TOTAL PAYMENT AMOUNT		3,290.80 *			3,290.80
TOTAL BATCH PAYMENT		272,527.52 ***	0.00		272,527.52

FD RS	AMOUNT		
01-0000	110,077.95		
01-0005	24,070.80		
01-0015	258.00		
01-0020	139.68		
01-1100	7,864.07		
01-3010	2,938.63		
01-4127	5,900.00		
01-4203	175.00		
01-5640	56.14		
01-6010	775.38		
01-6500	17,905.21		
01-7338	418.00		
01-8150	7,181.26	TOTAL FUND 01	177,760.12
11-6391	170.97	TOTAL FUND 11	170.97
13-5310	87,874.65		
13-5320	6,721.78	TOTAL FUND 13	94,596.43

Vendor/Addr Remit name / Req Reference	Date	Description	Tax ID num	Deposit type / FD RESC Y OBJT GOAL FUNC STE ORGN D2 T9MPS	ABA num / Account num	Liq Amt	Net Amount
		TOTAL DISTRICT PAYMENT		272,527.52 ****		0.00	272,527.52

FD RS	AMOUNT		
01-0000	110,077.95		
01-0005	24,070.80		
01-0015	258.00		
01-0020	139.68		
01-1100	7,864.07		
01-3010	2,938.63		
01-4127	5,900.00		
01-4203	175.00		
01-5640	56.14		
01-6010	775.38		
01-6500	17,905.21		
01-7338	418.00		
01-8150	7,181.26	TOTAL FUND 01	177,760.12
11-6391	170.97	TOTAL FUND 11	170.97
13-5310	87,874.65		
13-5320	6,721.78	TOTAL FUND 13	94,596.43

		TOTAL FOR ALL DISTRICTS:		272,527.52 ****		0.00	272,527.52

Number of checks to be printed: 64, not counting voids due to stub overflows.

[redacted]

CK Run 6 $102,[illegible]1.28

CK RUN 3/1/19

Batch status: A All

From batch: 0052

To batch: 0052

Include Revolving Cash: Y

Include Address: N

Include Object Desc: N

Include Vendor TIN: N

Include Audit Date and Time in Sort: N

SUBMITTED BY: ldelgado, 2/28/2019

APPROVED BY: rfillpot, 2/28/2019

[redacted]

Vendor/Addr / Req	Remit name / Reference	Date	Description	Tax ID num	Deposit type	FD	RESC	Y	OBJT	GOAL	FUNC	STE	ORGN	D2	T9MPS	Liq Amt	Net Amount
019950/00	4IMPRINT INC																
	PO-010476	02/19/2019	7073740 CHEF APRONS		1	13	5310	0	4340	0000	3700	900	0300	XX	NN F	414.72	414.72
			TOTAL PAYMENT AMOUNT								414.72 *						414.72
000008/02	AT&T																
	PV-190244	02/20/2019	12648951 9391007450	T-1'S		01	0000	0	5904	0000	7200	100	0100	XX	NN		931.23
			TOTAL PAYMENT AMOUNT								931.23 *						931.23
014781/00	BAY ALARM COMPANY																
	PV-190243	02/15/2019	760042190215M 15918270	NFRC		01	0000	0	5813	0000	8100	425	NFRC	XX	NN		159.00
			TOTAL PAYMENT AMOUNT								159.00 *						159.00
017292/00	BETTENCOURT, KIM																
	PO-010403	02/16/2019	REIMB AASA L.A. MILEAGE 2/12		1	01	3010	0	5213	1110	1000	703	LCAP	PD	NN P	165.30	165.30
	PO-010403	02/16/2019	REIMB AASA PARKING 2/12-14		1	01	3010	0	5213	1110	1000	703	LCAP	PD	NN F	180.00	144.57
			TOTAL PAYMENT AMOUNT								309.87 *						309.87
195104/00	CITY OF NEWMAN																
	PV-190245	02/22/2019	7196 SSC JAN/FEB 2019			01	0000	0	5501	0000	8100	100	0100	XX	NN		379.43
	PV-190245	02/22/2019	7196-003 D.O. JAN/FEB 2019			01	0000	0	5501	0000	8100	100	0100	XX	NN		151.43
	PV-190245	02/22/2019	7258 OHS JAN/FEB 2019			01	0000	0	5501	0000	8100	200	0100	XX	NN		4,859.50
	PV-190245	02/22/2019	8345 YMS JAN/FEB 2019			01	0000	0	5501	0000	8100	300	0100	XX	NN		2,778.67
	PV-190245	02/22/2019	8247 VR JAN/FEB 2019			01	0000	0	5501	0000	8100	400	0100	XX	NN		2,383.06
	PV-190245	02/22/2019	6460 HE JAN/FEB 2019			01	0000	0	5501	0000	8100	410	0100	XX	NN		1,892.98
	PV-190245	02/22/2019	11193 HB JAN/FEB 2019			01	0000	0	5501	0000	8100	475	0100	XX	NN		2,299.93
	PV-190245	02/22/2019	7197 WSVH JAN/FEB 2019			01	0000	0	5501	0000	8100	600	0100	XX	NN		67.40
	PV-190245	02/22/2019	6936 MCC CTR JAN/FEB 2019			01	0000	0	5501	0000	8100	450	0100	XX	NN		416.47
			TOTAL PAYMENT AMOUNT								15,228.87 *						15,228.87
019545/00	COSTILLA, STACEY																
	PO-012259	01/24/2019	REIMB NOB HILL AG SCI SUPPLIES		1	01	1100	0	4310	3800	1000	200	LCAP	AG	NN P	2.36	2.36
			TOTAL PAYMENT AMOUNT								2.36 *						2.36

Vendor/Addr / Req	Reference	Date	Description	Remit name / Tax ID num / Deposit type / FD RESC Y OBJT GOAL FUNC STE ORGN D2 T9MPS	ABA num / Account num	Liq Amt	Net Amount
017277/02	CSU STANISLAUS						
	PV-190242	02/20/2019	CMP-007656 COPE,VARGAS,ARTEAGA	01-4035-0-5213-1110-1000-703-LCAP-PD NN			375.00
			TOTAL PAYMENT AMOUNT	375.00 *			375.00
000074/00	CURRICULUM ASSOCIATES LLC						
	PO-010315	02/21/2019	90575141 BRIGANCE KIT	1 01-6578-0-4310-5770-1110-200-0100-XX NN F		775.41	723.71
			TOTAL PAYMENT AMOUNT	723.71 *			723.71
018733/00	CVDLCC						
	CL-180168	02/27/2019	CLOSE CL INCORRECT VENDOR	01-4035-0-5213-1110-1000-703-LCAP-PD NN C		375.00	0.00
			TOTAL PAYMENT AMOUNT	0.00 *			0.00
019873/00	DEREK SAWYER SMART ENERGY						
	PO-010200	01/19/2018	26406 SSC Q-MAINT 1 UNIT	2 01-8150-0-5813-0000-8100-100-HVAC-XX NN P		45.42	45.42
			TOTAL PAYMENT AMOUNT	45.42 *			45.42
019898/00	DOERKSEN, MELISSA						
	PO-012288	02/22/2019	REIMB PIZZA PLUS STUDENT MEALS	1 01-7338-0-5213-1110-3115-200-0100-XX NN F		67.91	67.91
			TOTAL PAYMENT AMOUNT	67.91 *			67.91
020527/00	GAYLORD NATIONAL RESORT						
	PO-010416	02/28/2019	32LMF5XW B.ARNETT 6/22-6/27/19	1 01-0000-0-5213-1110-1000-703-LCAP-PD NN P		1,332.48	1,332.48
	PO-010416	02/28/2019	32LLLX6G S.COSTILLA 6/22-6/27	1 01-0000-0-5213-1110-1000-703-LCAP-PD NN P		1,332.48	1,332.48
	PO-010416	02/28/2019	32LMCKLK R.HENLEY 6/22-6/27/19	1 01-0000-0-5213-1110-1000-703-LCAP-PD NN P		1,332.48	1,332.48
	PO-010416	02/28/2019	32LMCPJ7 L.ROBLES 6/22-6/27/19	1 01-0000-0-5213-1110-1000-703-LCAP-PD NN P		1,332.48	1,332.48
	PO-010416	02/28/2019	32LLLRJ9 L.ESQUIVEZ 6/22-6/27	1 01-0000-0-5213-1110-1000-703-LCAP-PD NN P		1,332.48	1,332.48
	PO-010416	02/28/2019	32LLLVWN K.SHARPE 6/22-6/27/19	1 01-0000-0-5213-1110-1000-703-LCAP-PD NN P		1,332.48	1,332.48
	PO-010416	02/28/2019	32LLLSWM J.PRUETT 6/22-6/27/19	1 01-0000-0-5213-1110-1000-703-LCAP-PD NN P		1,332.48	1,332.48
	PO-010416	02/28/2019	32LLLR3P G.LAYNE 6/22-6/27/19	1 01-0000-0-5213-1110-1000-703-LCAP-PD NN P		1,332.48	1,332.48
	PO-010416	02/28/2019	32LLLQZF E.CAPELL 6/22-6/27/19	1 01-0000-0-5213-1110-1000-703-LCAP-PD NN P		1,332.48	1,332.48
	PO-010416	02/28/2019	32LLLSDV D.WILLIAMS 6/22-6/27	1 01-0000-0-5213-1110-1000-703-LCAP-PD NN P		1,332.48	1,332.48
	PO-010416	02/28/2019	32LLLQTT C.MENDOZA 6/22-6/27	1 01-0000-0-5213-1110-1000-703-LCAP-PD NN P		1,332.48	1,332.48
	PO-010416	02/28/2019	32LLLQRH A.MARROQUIN 6/22-6/27	1 01-0000-0-5213-1110-1000-703-LCAP-PD NN P		1,332.48	1,332.48
	PO-010416	02/28/2019	32LLLL4R A.POWELL 6/22-6/27/19	1 01-0000-0-5213-1110-1000-703-LCAP-PD NN P		1,332.48	1,332.48
	PO-010416	02/28/2019	32LLBLCR G.RIVERA 6/22-6/27/19	1 01-0000-0-5213-1110-1000-703-LCAP-PD NN P		1,332.48	1,332.48
	PO-010416	02/28/2019	32LLBNCQ H.REEVES 6/22-6/27/19	1 01-0000-0-5213-1110-1000-703-LCAP-PD NN P		1,332.48	1,332.48

Vendor/Addr Req	Remit name Reference	Date	Description	Tax ID num	Deposit type FD RESC Y OBJT GOAL FUNC STE ORGN D2 T9MPS	ABA num Account num	Liq Amt	Net Amount
020527 (CONTINUED)								
	PO-010416	02/28/2019	32LLBQBZ B.PETERSEN 6/22-6/27		1 01-0000-0-5213-1110-1000-703-LCAP-PD NN P		1,332.48	1,332.48
	PO-010416	02/28/2019	32LLBPNV C.PANTEJO 6/22-6/27		1 01-0000-0-5213-1110-1000-703-LCAP-PD NN P		1,332.48	1,332.48
	PO-010416	02/28/2019	32LLBHRK E.LUNA 6/22-6/27/19		1 01-0000-0-5213-1110-1000-703-LCAP-PD NN P		1,332.48	1,332.48
	PO-010416	02/28/2019	32LLBNDJ S.LOO 6/22-6/27/19		1 01-0000-0-5213-1110-1000-703-LCAP-PD NN P		1,332.48	1,332.48
	PO-010416	02/28/2019	32LLBKRT J.LAMAS 6/22-6/27/19		1 01-0000-0-5213-1110-1000-703-LCAP-PD NN P		1,332.48	1,332.48
	PO-010416	02/28/2019	32LLBKZH A.WAGGLE 6/22-6/27/19		1 01-0000-0-5213-1110-1000-703-LCAP-PD NN P		1,332.48	1,332.48
	PO-010416	02/28/2019	32LLBKW5 R.HURST 6/22-6/27/19		1 01-0000-0-5213-1110-1000-703-LCAP-PD NN P		1,332.48	1,332.48
	PO-010416	02/28/2019	32LLHZSW B.HERNANDEZ 6/22-6/27		1 01-0000-0-5213-1110-1000-703-LCAP-PD NN P		1,332.48	1,332.48
	PO-010416	02/28/2019	32LLBQ9H K.GILES 6/22-6/27/19		1 01-0000-0-5213-1110-1000-703-LCAP-PD NN P		1,332.48	1,332.48
	PO-010416	02/28/2019	32LLBPSW M.FREEBERG 6/23-6/27		1 01-0000-0-5213-1110-1000-703-LCAP-PD NN P		1,004.86	1,004.86
	PO-010416	02/28/2019	32LLBK2F N.FOX 6/22-6/27/19		1 01-0000-0-5213-1110-1000-703-LCAP-PD NN P		1,332.48	1,332.48
	PO-010416	02/28/2019	32LLBKNG R.FILLPOT 6/22-6/27		1 01-0000-0-5213-1110-1000-703-LCAP-PD NN P		1,332.48	1,332.48
	PO-010416	02/28/2019	32LLHV9N M.DOERKSEN 6/22-6/27		1 01-0000-0-5213-1110-1000-703-LCAP-PD NN P		1,332.48	1,332.48
	PO-010416	02/28/2019	32LLBPWM S.DELIYIANNIS 6/22-27		1 01-0000-0-5213-1110-1000-703-LCAP-PD NN P		1,332.48	1,332.48
	PO-010416	02/28/2019	32LLBPBC E.DAVILA 6/22-6/27/19		1 01-0000-0-5213-1110-1000-703-LCAP-PD NN P		1,332.48	1,332.48
	PO-010416	02/28/2019	32LLBMC7 J.CRUZ 6/22-6/27/19		1 01-0000-0-5213-1110-1000-703-LCAP-PD NN P		1,332.48	1,332.48
	PO-010416	02/28/2019	32LLBHQB D.COPE 6/23-6/27/19		1 01-0000-0-5213-1110-1000-703-LCAP-PD NN P		1,004.86	1,004.86
	PO-010416	02/28/2019	32LLBP2R J.CONFORTI 6/22-6/27		1 01-0000-0-5213-1110-1000-703-LCAP-PD NN P		1,332.48	1,332.48
	PO-010416	02/28/2019	32LLBMFV N.CLARK 6/22-6/27/19		1 01-0000-0-5213-1110-1000-703-LCAP-PD NN P		1,332.48	1,332.48
	PO-010416	02/28/2019	32LLLV55 Y.CISNEROS 6/22-6/27		1 01-0000-0-5213-1110-1000-703-LCAP-PD NN P		1,332.48	1,332.48
	PO-010416	02/28/2019	32LLBPTX N.CATON 6/22-6/27/19		1 01-0000-0-5213-1110-1000-703-LCAP-PD NN P		1,332.48	1,332.48
	PO-010416	02/28/2019	32LLHV8J K.CABOTAGE 6/22-6/27		1 01-0000-0-5213-1110-1000-703-LCAP-PD NN P		1,332.48	1,332.48
	PO-010416	02/28/2019	32LLLTHC R.BRIONES 6/22-6/27		1 01-0000-0-5213-1110-1000-703-LCAP-PD NN P		1,332.48	1,332.48
	PO-010416	02/28/2019	32LLBN2L J.BLAKEY 6/22-6/27/19		1 01-0000-0-5213-1110-1000-703-LCAP-PD NN P		1,332.48	1,332.48
	PO-010416	02/28/2019	32LLBKQ9 K.BETTENCOURT 6/22-27		1 01-0000-0-5213-1110-1000-703-LCAP-PD NN P		1,332.48	1,332.48
	PO-010416	02/28/2019	32LLBP5X T.BAZAR 6/22-6/27/19		1 01-0000-0-5213-1110-1000-703-LCAP-PD NN P		1,332.48	1,332.48
	PO-010416	02/28/2019	32LLBPRS S.BAGNANI 6/22-6/27		1 01-0000-0-5213-1110-1000-703-LCAP-PD NN P		1,332.48	1,332.48
	PO-010416	02/28/2019	32LLBL34 R.ARTEAGA 6/22-6/27		1 01-0000-0-5213-1110-1000-703-LCAP-PD NN P		1,332.48	1,332.48
	PO-010416	02/28/2019	32LLBN5D A.VIRGEN 6/22-6/27/19		1 01-0000-0-5213-1110-1000-703-LCAP-PD NN P		1,332.48	1,332.48
	PO-010416	02/28/2019	32LLBMZD M.VAZQUEZ 6/22-6/27		1 01-0000-0-5213-1110-1000-703-LCAP-PD NN P		1,332.48	1,332.48
	PO-010416	02/28/2019	32LLBPLL H.VARGAS 6/22-6/27/19		1 01-0000-0-5213-1110-1000-703-LCAP-PD NN P		1,332.48	1,332.48
	PO-010416	02/28/2019	32LLBHTP V.SNODDERLY 6/22-6/27		1 01-0000-0-5213-1110-1000-703-LCAP-PD NN P		1,332.48	1,332.48
	PO-010416	02/28/2019	32LLBHMM R.SMITH 6/22-6/27/19		1 01-0000-0-5213-1110-1000-703-LCAP-PD NN F		1,332.48	1,332.48
			TOTAL PAYMENT AMOUNT		63,303.80 *			63,303.80
017619/00	HARD DRIVE GRAPHICS							
	PO-012289	02/28/2019	17064 OHS MODEL SCHOOL BANNERS		1 73-0002-0-5813-8100-5000-200-GOLF-XX NY F		420.44	420.44
			TOTAL PAYMENT AMOUNT		420.44 *			420.44

Vendor/Addr / Req	Reference	Date	Description	Remit name / Tax ID num / Deposit type / FD RESC Y OBJT GOAL FUNC STE ORGN D2 T9MPS	ABA num / Account num	Liq Amt	Net Amount
012126/00	INGRAM & BRAUNS MUSIK SHOPPE						
	PO-013016	02/18/2019	634693 TROMBONE REPAIR	1 01-0000-0-5604-1110-1000-300-BAND-XX NY P		39.32	39.32
			TOTAL PAYMENT AMOUNT	39.32 *			39.32
019375/00	JOE'S LANDSCAPING &						
	PO-013181	02/21/2019	12239 PLASTER SAND	1 01-8150-0-4353-0000-8100-300-0100-XX NN F		58.25	58.25
			TOTAL PAYMENT AMOUNT	58.25 *			58.25
961734/00	MATTOS NEWSPAPERS INC						
	PO-010045	01/29/2019	TR012919008 DISPLAY AD/CALENDR	1 13-5310-0-5802-0000-3700-900-0300-XX NN P		250.00	250.00
	PO-012266	01/22/2019	TR012219015 COLLEGE AWARE AD	1 01-7338-0-5802-1110-3115-200-0100-XX NN P		27.62	27.62
	PO-012266	01/24/2019	PI012419042 COLLEGE AWARE AD	1 01-7338-0-5802-1110-3115-200-0100-XX NN P		55.24	55.24
	PO-012266	01/29/2019	TR012919016 COLLEGE AWARE AD	1 01-7338-0-5802-1110-3115-200-0100-XX NN P		27.62	27.62
	PO-012266	01/31/2019	PI013119051 COLLEGE AWARE AD	1 01-7338-0-5802-1110-3115-200-0100-XX NN P		55.24	55.24
			TOTAL PAYMENT AMOUNT	415.72 *			415.72
017864/00	NAPA AUTO PARTS OF NEWMAN						
	PO-010010	02/25/2019	307240 VEHICLE MAINT SUPPLIES	2 01-8150-0-4353-0000-8100-100-0100-XX NN P		116.62	116.62
			TOTAL PAYMENT AMOUNT	116.62 *			116.62
016139/00	RALEY'S						
	PO-010394	02/07/2019	5000818 2353477917ASTR CAFE	1 13-5310-0-4710-0000-3700-900-0300-XX NN P		28.06	28.06
	PO-012114	01/28/2019	5000818 5027740993ASTR AG FOOD	1 01-0609-0-4310-3800-1000-200-FOOD-P7 NN P		87.32	87.32
	PO-012114	02/01/2019	5000818 2353387912ASTR AG FOOD	1 01-0609-0-4310-3800-1000-200-FOOD-P7 NN P		80.04	80.04
	PO-012114	02/02/2019	5000818 2353404957ASTR AG FOOD	1 01-0609-0-4310-3800-1000-200-FOOD-P7 NN P		3.39	3.39
	PO-012114	02/05/2019	5000818 2353451279ASTR AG FOOD	1 01-0609-0-4310-3800-1000-200-FOOD-P7 NN P		21.25	21.25
	PO-012114	02/07/2019	5000818 2353475068ASTR AG FOOD	1 01-0609-0-4310-3800-1000-200-FOOD-P7 NN P		135.22	135.22
	PO-012114	02/11/2019	5000818 2353534349ASTR AG FOOD	1 01-0609-0-4310-3800-1000-200-FOOD-P7 NN P		13.06	13.06
	PO-012176	02/14/2019	5000818 2353576831ASTR SH SUPP	1 01-6578-0-4310-5770-1110-200-0100-XX NN P		71.93	71.93
	PO-013014	02/20/2019	5000818 2353678780ASTR YMS SUP	1 01-1100-0-4310-1110-1000-300-SUPP-XX NN P		58.16	58.16
	PO-017038	02/11/2019	5000818 2353537949ASTR YMS ASP	1 01-9017-0-4310-1110-1000-299-SNAK-XX NN P		51.78	51.78
			TOTAL PAYMENT AMOUNT	550.21 *			550.21

Vendor/Addr / Req	Remit name / Reference	Date	Description	Tax ID num / FD RESC Y OBJT GOAL FUNC STE ORGN D2 T9MPS	Deposit type / ABA num / Account num		Liq Amt	Net Amount
019467/00	RAMIREZ, RIGO							
	PO-012286	02/26/2019	WORLD AG EXPO MEAL ALLOWANCE	1 01-7010-0-5213-3800-1000-200-0100-AG NN F			55.00	55.00
			TOTAL PAYMENT AMOUNT	55.00 *				55.00
014774/02	SCHOLASTIC INC							
	PO-010411	02/14/2019	18779414 BOOKS-ROTARY READ-IN	2 01-3010-0-4310-1110-1000-703-LCAP-XX NN F			37.61	37.61
			TOTAL PAYMENT AMOUNT	37.61 *				37.61
018987/00	STAPLES ADVANTAGE							
	PO-010047	01/09/2019	3404238182 DO OFFICE SUPPLIES	1 01-0000-0-4352-0000-7200-100-0100-XX NN P			30.50	30.50
	PO-010047	01/10/2019	3404238183 DO OFFICE SUPPLIES	1 01-0000-0-4352-0000-7200-100-0100-XX NN P			88.53	88.53
	PO-010047	01/22/2019	3404238184 DO OFFICE SUPPLIES	1 01-0000-0-4352-0000-7200-100-0100-XX NN P			1.60	1.60
	PO-010047	01/22/2019	3404238185 DO OFFICE SUPPLIES	1 01-0000-0-4352-0000-7200-100-0100-XX NN P			3.23	3.23
	PO-010047	01/22/2019	3404238186 DO OFFICE SUPPLIES	1 01-0000-0-4352-0000-7200-100-0100-XX NN P			16.17	16.17
	PO-010047	01/22/2019	3404238187 DO OFFICE SUPPLIES	1 01-0000-0-4352-0000-7200-100-0100-XX NN P			31.10	31.10
	PO-010047	01/28/2019	3404238188 DO OFFICE SUPPLIES	1 01-0000-0-4352-0000-7200-100-0100-XX NN P			57.15	57.15
	PO-010047	01/28/2019	3404238189 DO OFFICE SUPPLIES	1 01-0000-0-4352-0000-7200-100-0100-XX NN P			48.76	48.76
	PO-010090	01/29/2019	3404238190 PSYCH OFFICE SUPPL	1 01-6500-0-4310-5770-1110-100-0100-XX NN P			9.05	9.05
	PO-010090	01/29/2019	3404238191 PSYCH OFFICE SUPPL	1 01-6500-0-4310-5770-1110-100-0100-XX NN F			33.56	27.62
	PO-010132	01/10/2019	3404238209 PROG SPEC OFFC SUPP	1 01-6500-0-4310-5770-1110-100-0100-XX NN P			35.37	35.37
	PO-010132	01/10/2019	3404238211 PROG SPEC OFFC SUPP	1 01-6500-0-4310-5770-1110-100-0100-XX NN P			58.25	58.25
	PO-010132	01/11/2019	3404238212 PROG SPEC OFFC SUPP	1 01-6500-0-4310-5770-1110-100-0100-XX NN P			43.48	43.48
	PO-010232	01/10/2019	3404238214 SSC OFFICE SUPPLIES	1 01-0000-0-4352-0000-7200-100-0100-XX NN P			46.71	46.71
	PO-010232	01/10/2019	3404238215 SSC OFFICE SUPPLIES	1 01-0000-0-4352-0000-7200-100-0100-XX NN P			59.31	59.31
	PO-011020	01/22/2019	3404238192 HUNT OFFICE SUPPL	1 01-1100-0-4310-1110-1000-410-0100-XX NN F			39.78	85.89
	PO-012019	01/15/2019	3404238193 OHS TONER	1 01-1100-0-4352-0000-2700-200-TONR-XX NN P			51.61	51.61
	PO-012019	01/22/2019	3404238194 OHS TONER	1 01-1100-0-4352-0000-2700-200-TONR-XX NN P			99.02	99.02
	PO-012019	01/25/2019	3404238195 OHS TONER	1 01-1100-0-4352-0000-2700-200-TONR-XX NN P			43.27	43.27
	PO-012019	01/29/2019	3404238196 OHS TONER	1 01-1100-0-4352-0000-2700-200-TONR-XX NN P			84.01	84.01
	PO-014033	01/07/2019	3404238197 VR TONER	1 01-1100-0-4352-0000-2700-400-TONR-XX NN P			71.62	71.62
	PO-014033	01/15/2019	3404238198 VR TONER	1 01-1100-0-4352-0000-2700-400-TONR-XX NN P			179.53	179.53
	PO-014033	01/23/2019	3404238199 VR TONER	1 01-1100-0-4352-0000-2700-400-TONR-XX NN P			179.53	179.53
	PO-014067	01/31/2019	3404238200 VR OFFICE SUPPLIES	1 01-1100-0-4352-0000-2700-400-0100-XX NN P			74.70	74.70
	PO-014067	01/31/2019	3404238201 VR OFFICE SUPPLIES	1 01-1100-0-4352-0000-2700-400-0100-XX NN P			145.53	145.53
	PO-016000	01/10/2019	3404238202 ALT ED OFFC SUPPL	1 01-1100-0-4352-0000-2700-600-0100-XX NN P			43.92	43.92
	PO-016007	01/24/2019	3404238203 ALT ED CLASS SUPPL	1 01-1100-0-4310-1110-1000-600-SUPP-XX NN P			52.46	52.46
	PO-016007	01/24/2019	3404238205 ALT ED CLASS SUPPL	1 01-1100-0-4310-1110-1000-600-SUPP-XX NN P			17.03	17.03
	PO-019049	01/31/2019	3404238206 SPEECH SUPPLIES	1 01-6500-0-4310-5770-1190-100-0100-XX NN P			11.91	11.91
	PO-019124	01/29/2019	3404238208 HB TONER	1 01-1100-0-4352-0000-2700-475-TONR-XX NN P			226.51	226.51
			TOTAL PAYMENT AMOUNT	1,923.37 *				1,923.37

Vendor/Addr / Req	Reference	Date	Remit name / Description	Tax ID num	Deposit type	FD	RESC	Y	OBJT	GOAL	FUNC	STE	ORGN	D2	T9MPS	ABA num / Account num	Liq Amt	Net Amount
017655/00			SYNCB/AMAZON															
	PO-010012	01/09/2019	437944366685 M/O SUPPLIES		1	01	-	8150	-	0	-	4346	-	0000	-	8100	-	100	-	0100	-	XX	NN	P		28.38	28.38
	PO-010012	01/15/2019	553798986637 M/O SUPPLIES		1	01	-	8150	-	0	-	4346	-	0000	-	8100	-	100	-	0100	-	XX	NN	P		20.10	20.10
	PO-010012	01/24/2019	999534864597 M/O SUPPLIES		1	01	-	8150	-	0	-	4346	-	0000	-	8100	-	100	-	0100	-	XX	NN	P		34.99	34.99
	PO-010076	02/05/2019	754966335898 CARDBOARD PHOTO		1	01	-	0000	-	0	-	4352	-	0000	-	7200	-	100	-	0100	-	XX	NN	P		107.34	107.34
	PO-010221	01/30/2019	488685484659 ADMIN BOOK		1	01	-	3010	-	0	-	4310	-	1110	-	2420	-	703	-	LCAP	-	PD	NN	P		43.66	43.66
	PO-010240	01/29/2019	684766659999 CREDIT RETURN		1	01	-	0000	-	0	-	4340	-	1110	-	2420	-	703	-	LCAP	-	XX	NN	M		0.00	-31.23
	PO-010414	02/04/2019	456393554796 SPECIAL ED SUPPL		1	01	-	6500	-	0	-	4310	-	5770	-	1110	-	100	-	0100	-	XX	NN	P		40.27	40.27
	PO-011033	01/11/2019	546557846337 HUNT SUPPLIES		2	01	-	1100	-	0	-	4310	-	1110	-	1000	-	410	-	SUPP	-	XX	NN	F		26.57	25.94
	PO-011033	01/16/2019	836939374343 HUNT SUPPLIES		3	01	-	1100	-	0	-	4310	-	1110	-	1000	-	410	-	SUPP	-	XX	NN	P		39.44	39.44
	PO-011033	01/17/2019	977936678755 PLAYGROUND BALLS		3	01	-	1100	-	0	-	4310	-	1110	-	1000	-	410	-	SUPP	-	XX	NN	F		212.17	152.86
	PO-011037	01/20/2019	538749634644 HUNT SUPPLIES		1	01	-	1100	-	0	-	4352	-	0000	-	2700	-	410	-	0100	-	XX	NN	P		157.17	157.17
	PO-011037	02/06/2019	465934445869 HUNT SUPPLIES		1	01	-	1100	-	0	-	4352	-	0000	-	2700	-	410	-	0100	-	XX	NN	P		28.97	28.97
	PO-012018	01/11/2019	458994845499 OHS SUPPLIES		1	01	-	1100	-	0	-	4310	-	1110	-	1000	-	200	-	SUPP	-	XX	NN	P		32.72	32.72
	PO-012018	01/16/2019	445679965468 OHS SUPPLIES		1	01	-	1100	-	0	-	4310	-	1110	-	1000	-	200	-	SUPP	-	XX	NN	P		8.62	8.62
	PO-012018	01/16/2019	465383457446 OHS SUPPLIES		1	01	-	1100	-	0	-	4310	-	1110	-	1000	-	200	-	SUPP	-	XX	NN	P		52.66	52.66
	PO-012018	01/18/2019	439884783758 OHS SUPPLIES		1	01	-	1100	-	0	-	4310	-	1110	-	1000	-	200	-	SUPP	-	XX	NN	P		39.12	39.12
	PO-012018	01/18/2019	694687458475 OHS SUPPLIES		1	01	-	1100	-	0	-	4310	-	1110	-	1000	-	200	-	SUPP	-	XX	NN	P		47.96	47.96
	PO-012018	01/18/2019	766989796734 OHS SUPPLIES		1	01	-	1100	-	0	-	4310	-	1110	-	1000	-	200	-	SUPP	-	XX	NN	P		176.80	176.80
	PO-012018	01/21/2019	896634654356 OHS SUPPLIES		1	01	-	1100	-	0	-	4310	-	1110	-	1000	-	200	-	SUPP	-	XX	NN	P		53.93	53.93
	PO-012018	02/05/2019	459866434373 OHS SUPPLIES		1	01	-	1100	-	0	-	4310	-	1110	-	1000	-	200	-	SUPP	-	XX	NN	P		76.98	76.98
	PO-012018	02/08/2019	446873879367 OHS SUPPLIES		1	01	-	1100	-	0	-	4310	-	1110	-	1000	-	200	-	SUPP	-	XX	NN	P		37.74	37.74
	PO-012057	01/24/2019	999343378639 CREDIT RETURN		1	01	-	1100	-	0	-	4310	-	1110	-	1000	-	200	-	SUPP	-	XX	NN	M		0.00	-6.97
	PO-012146	01/31/2019	449697395876 ATHLETIC SUPPLIES		1	01	-	0000	-	0	-	4319	-	1110	-	4000	-	200	-	ATHL	-	XX	NN	P		199.98	199.98
	PO-012146	02/03/2019	445673356966 ATHLETIC SUPPLIES		1	01	-	0000	-	0	-	4319	-	1110	-	4000	-	200	-	ATHL	-	XX	NN	F		245.48	298.16
	PO-012262	01/17/2019	693789649958 SHURE DIGITAL LAV		1	01	-	3550	-	0	-	4340	-	3800	-	1000	-	200	-	0100	-	MT	NN	F		1,674.00	1,674.00
	PO-012262	01/17/2019	693789649958 SHURE DIGITAL LAV		2	01	-	6387	-	0	-	4310	-	3800	-	1000	-	200	-	0100	-	MT	NN	F		3,012.60	3,012.60
	PO-012262	01/22/2019	437946756487 ZOOM PORTABLE DIG		2	01	-	6387	-	0	-	4310	-	3800	-	1000	-	200	-	0100	-	MT	NN	F		420.25	420.25
	PO-012262	01/22/2019	437946756487 YETI MICROPHONE		3	01	-	1100	-	0	-	4310	-	3800	-	1000	-	200	-	0100	-	MT	NN	P		833.67	833.67
	PO-012262	01/22/2019	653389436767 MICROPHONES		3	01	-	1100	-	0	-	4310	-	3800	-	1000	-	200	-	0100	-	MT	NN	P		126.59	126.59
	PO-012264	01/25/2019	748685697495 AP HISTORY BOOKS		1	01	-	7338	-	0	-	4310	-	1110	-	1000	-	200	-	0100	-	XX	NN	P		1,309.00	1,309.00
	PO-012264	01/27/2019	583564454555 AP BOOKS		1	01	-	7338	-	0	-	4310	-	1110	-	1000	-	200	-	0100	-	XX	NN	P		3,072.59	3,072.59
	PO-012264	01/29/2019	654535845343 AP CALCULUS BOOKS		1	01	-	7338	-	0	-	4310	-	1110	-	1000	-	200	-	0100	-	XX	NN	F		187.97	36.62
	PO-013050	01/25/2019	878397348463 YMS STEM SUPPLIES		1	01	-	1100	-	0	-	4310	-	1110	-	1000	-	300	-	LCAP	-	P7	NN	P		8.97	8.97
	PO-013050	01/28/2019	449356996937 YMS STEM SUPPLIES		1	01	-	1100	-	0	-	4310	-	1110	-	1000	-	300	-	LCAP	-	P7	NN	P		270.81	270.81
	PO-013061	01/25/2019	433375537764 YMS SUPPLIES		1	01	-	1100	-	0	-	4310	-	1110	-	1000	-	300	-	BASE	-	XX	NN	P		102.01	102.01
	PO-013061	01/27/2019	436765864484 YMS SUPPLIES		1	01	-	1100	-	0	-	4310	-	1110	-	1000	-	300	-	BASE	-	XX	NN	P		74.53	74.53
	PO-013061	02/07/2019	448367565498 YMS SUPPLIES		1	01	-	1100	-	0	-	4310	-	1110	-	1000	-	300	-	BASE	-	XX	NN	P		49.49	49.49
	PO-013161	01/14/2019	446363444935 LAPEL MICROPHONE		1	01	-	1100	-	0	-	4340	-	1110	-	1000	-	300	-	LCAP	-	P7	NN	P		13.99	13.99
	PO-013161	01/15/2019	437844746794 WIRLSS MICROPHONE		1	01	-	1100	-	0	-	4340	-	1110	-	1000	-	300	-	LCAP	-	P7	NN	F		385.77	384.67
	PO-013171	01/18/2019	437344456549 LAMINATING FILM		1	01	-	1100	-	0	-	4310	-	1110	-	1000	-	300	-	SUPP	-	XX	NN	P		277.96	277.96
	PO-013173	01/24/2019	949378756436 KNIFE/GEAR KIT		1	13	-	5310	-	0	-	4346	-	0000	-	3700	-	900	-	0300	-	XX	NN	F		47.90	47.90
	PO-013174	01/30/2019	656449586378 WIDE ANGLE LENS		1	01	-	3010	-	0	-	4310	-	1110	-	1000	-	300	-	0100	-	XX	NN	P		66.90	66.90
	PO-013174	01/30/2019	793687639458 WIDE ANGLE LENS		1	01	-	3010	-	0	-	4310	-	1110	-	1000	-	300	-	0100	-	XX	NN	P		65.95	65.95
	PO-013174	01/31/2019	473868554936 CLIP MIC,LENS,SPK		1	01	-	3010	-	0	-	4310	-	1110	-	1000	-	300	-	0100	-	XX	NN	F		1,461.20	1,527.92
	PO-013179	01/11/2019	684479473544 YMS SUPPLIES		1	01	-	1100	-	0	-	4310	-	1110	-	1000	-	300	-	SUPP	-	XX	NN	P		19.80	19.80

Vendor/Addr / Req	Remit name / Reference	Date	Description	Tax ID num	Deposit type / FD RESC Y OBJT GOAL FUNC STE ORGN D2 T9MPS	ABA num / Account num	Liq Amt	Net Amount
017655 (CONTINUED)								
PO-013179		01/17/2019	457843763795 YMS SUPPLIES		1 01-1100-0-4310-1110-1000-300-SUPP-XX NN P		59.92	59.92
PO-013179		01/29/2019	437647676368 YMS SUPPLIES		1 01-1100-0-4310-1110-1000-300-SUPP-XX NN P		10.99	10.99
PO-013180		02/06/2019	963536886533 YMS TECH SUPPLIES		1 01-1100-0-4340-1110-1000-300-LCAP-P7 NN P		19.36	19.36
PO-015007		01/24/2019	444738335789 BES STEAM LAB SUP		1 01-1100-0-4310-1110-1000-500-LCAP-P7 NN P		5.00	5.00
PO-015007		01/24/2019	763663998973 BES STEAM LAB SUP		1 01-1100-0-4310-1110-1000-500-LCAP-P7 NN P		226.20	226.20
PO-015009		01/26/2019	588485934844 BES SUPPLIES		1 01-1100-0-4352-0000-2700-500-0100-XX NN P		38.78	38.78
PO-017010		01/11/2019	974665943977 VR ASP SUPPLIES		1 01-6010-0-4340-1110-1000-400-BFSC-XX NN P		91.60	91.60
PO-017010		02/04/2019	854899969479 VR ASP SUPPLIES		1 01-6010-0-4340-1110-1000-400-BFSC-XX NN P		149.95	149.95
PO-017020		01/16/2019	456957446984 OHS ASP SUPPLIES		1 01-0000-0-4310-1110-4000-299-LCAP-XX NN P		86.94	86.94
PO-017020		01/30/2019	466484898694 OHS ASP SUPPLIES		1 01-0000-0-4310-1110-4000-299-LCAP-XX NN P		58.25	58.25
PO-017020		01/30/2019	879875659578 OHS ASP SUPPLIES		1 01-0000-0-4310-1110-4000-299-LCAP-XX NN P		20.84	20.84
PO-017020		02/02/2019	473784768676 OHS ASP SUPPLIES		1 01-0000-0-4310-1110-4000-299-LCAP-XX NN P		320.71	320.71
PO-017020		02/04/2019	444547639554 OHS ASP SUPPLIES		1 01-0000-0-4310-1110-4000-299-LCAP-XX NN P		149.95	149.95
PO-017020		02/04/2019	736889449538 OHS ASP SUPPLIES		1 01-0000-0-4310-1110-4000-299-LCAP-XX NN P		32.50	32.50
PO-019045		02/04/2019	456434949333 INSTRUCT SUPPL		1 01-1100-0-4310-1110-1000-475-SUPP-XX NN P		31.89	31.89
PO-019105		01/22/2019	568859687738 PENCILS		1 01-1100-0-4310-1110-1000-475-NTCH-P1 NN P		18.94	18.94
PO-019105		01/22/2019	646348756343 HB SUPPLIES		1 01-1100-0-4310-1110-1000-475-NTCH-P1 NN P		18.99	18.99
PO-019105		01/22/2019	699645899335 HB SUPPLIES		1 01-1100-0-4310-1110-1000-475-NTCH-P1 NN P		23.72	23.72
PO-019105		01/23/2019	445448838646 HB SUPPLIES		1 01-1100-0-4310-1110-1000-475-NTCH-P1 NN P		8.97	8.97
PO-019105		01/23/2019	455847738939 HB SUPPLIES		1 01-1100-0-4310-1110-1000-475-NTCH-P1 NN P		6.55	6.55
PO-019105		01/23/2019	547548744964 HB SUPPLIES		1 01-1100-0-4310-1110-1000-475-NTCH-P1 NN P		49.52	49.52
PO-019105		01/24/2019	445388486866 HB SUPPLIES		1 01-1100-0-4310-1110-1000-475-NTCH-P1 NN P		40.88	40.88
PO-019105		01/31/2019	443773747339 HB SUPPLIES		1 01-1100-0-4310-1110-1000-475-NTCH-P1 NN P		50.92	50.92
PO-019105		01/31/2019	458933979586 HB SUPPLIES		1 01-1100-0-4310-1110-1000-475-NTCH-P1 NN P		97.56	97.56
PO-019119		01/16/2019	453763488596 VGA PLATE		1 01-1100-0-4310-1110-1000-475-SUPP-XX NN P		28.79	28.79
PO-019119		01/16/2019	788374874468 RAPIDRUN VGA		1 01-1100-0-4310-1110-1000-475-SUPP-XX NN P		29.59	29.59
PO-019119		01/16/2019	894347889598 RAPIDRUN PC		1 01-1100-0-4310-1110-1000-475-SUPP-XX NN P		58.23	58.23
PO-019128		02/04/2019	439935659953 RACE CLOCK TIMER		1 01-1100-0-4310-1110-1000-475-LCAP-P7 NN F		195.99	195.50
			TOTAL PAYMENT AMOUNT		16,992.85 *			16,992.85
020033/00	VAZQUEZ-FELIX, MIGUEL							
PO-010462		02/28/2019	REIMB MS SOUTHWEST AIRLINES		1 01-0000-0-5213-1110-1000-703-LCAP-PD NN P		550.00	550.00
			TOTAL PAYMENT AMOUNT		550.00 *			550.00
			TOTAL BATCH PAYMENT		102,721.28 ***	0.00		102,721.28

FD RS	AMOUNT
01-0000	81,838.72
01-0609	340.28
01-1100	5,521.88

Vendor/Addr Remit name / Req Reference Date Description	Tax ID num Deposit type / FD RESC Y OBJT GOAL FUNC STE ORGN D2 T9MPS	ABA num Account num	Liq Amt	Net Amount
	FD RS	AMOUNT		
	01-3010	2,051.91		
	01-3550	1,674.00		
	01-4035	375.00		
	01-6010	241.55		
	01-6387	3,432.85		
	01-6500	225.95		
	01-6578	795.64		
	01-7010	55.00		
	01-7338	4,651.84		
	01-8150	303.76		
	01-9017	51.78	TOTAL FUND 01	101,560.16
	13-5310	740.68	TOTAL FUND 13	740.68
	73-0002	420.44	TOTAL FUND 73	420.44
	TOTAL DISTRICT PAYMENT	102,721.28 ****	0.00	102,721.28
	FD RS	AMOUNT		
	01-0000	81,838.72		
	01-0609	340.28		
	01-1100	5,521.88		
	01-3010	2,051.91		
	01-3550	1,674.00		
	01-4035	375.00		
	01-6010	241.55		
	01-6387	3,432.85		
	01-6500	225.95		
	01-6578	795.64		
	01-7010	55.00		
	01-7338	4,651.84		
	01-8150	303.76		
	01-9017	51.78	TOTAL FUND 01	101,560.16
	13-5310	740.68	TOTAL FUND 13	740.68
	73-0002	420.44	TOTAL FUND 73	420.44
	TOTAL FOR ALL DISTRICTS:	102,721.28 ****	0.00	102,721.28

Number of checks to be printed: 22, not counting voids due to stub overflows.
Number of zero dollar checks: 1, will be skipped.

NEWMAN- CROWS LANDING UNIFIED SCHOOL DISTRICT
Minutes
Board of Education
Regular Meeting
February 11, 2019

Closed Session – 5:00 p.m. **Regular Session – 6:00 p.m.**
Local Control Accountability Plan (LCAP)
Goal 1: - Prepare All Students For College & Career
Goal 2: - Increase Parent, Student and Community Engagement

McConnell Adult Education Center, 1348 Patchett Drive, Newman, CA

CALL TO ORDER/ROLL CALL

5:01 PM Janice Conforti- present, Vern Snodderly- present, Tim Bazar- present, Rose Lee Hurst- present, Paul Wallace- absent

PUBLIC COMMUNICATION – CLOSED SESSION ITEMS
None

CLOSED SESSION

1. Government Code 54957	Employment of Personnel
2. Government Code 54957	Public Employee Discipline/Dismissal/Release
3. Government Code 54957.6	Conference with Labor Negotiations NCLTA and CSEA
4. Government Code 54957	Public Employee Performance Evaluation, Superintendent
5. Government Code 54956.95	Liability Claim Claimant: Emma and Amber Palmtag Agency Claimed Against: Newman-Crows Landing Unified School District

RECONVENE TO REGULAR SESSION
6:00 PM

FLAG SALUTE
Colton led us in the flag salute

REPORT OUT OF ACTION TAKEN IN CLOSED SESSION

In Closed Session, on a motion made by Vern Snodderly, and seconded by: Tim Bazar, the Board of Trustees voted 4 to 0 to reject the Claim against Newman-Crows Landing Unified School District identified on the Agenda as Closed Session Item 5.

TRUSTEES VOTING TO REJECT THE CLAIM:

1. Janice Conforti
2. Paul Wallace
3. Rose Lee Hurst
4. Tim Bazar

Paul Wallace Absent

PUBLIC COMMUNICATION – AGENDA & NON-AGENDA ITEMS

None

APPROVAL OF AGENDA

Hurst/Snodderly 4-0 1

INFORMATION/DISCUSSION ITEMS

1. Every Student Succeeding- Mrs. Robles recognized Addison Martins
2. School of the Month- Hunt Mrs. Williams recognized Emileey Castro for Choosing Civility and Hunt students presented on Character Traits
3. Student Representative Report- Starlina reported on OHS being selected as a Model School, Senior project has been announced, girls basketball placed second in the league, TOSCA applications are now open for Seniors, Newsies play, College Awareness Night at OHS, and PHAST club
4. Governor's Budget Release – Mrs. Mendoza shared a power point presentation on the budget
5. Nutrition Service Contract – Mrs. Mendoza met with Sodexo about concerns. Sodexo has proposed a contract to meet the concerns. Looking at developing a contract extension for next year.
6. Yolo Middle School – Ms. Luna reported on a block schedule possibility at Yolo Middle School and backpack concerns. For the most part students do not carry the traditional textbooks.
7. Low Performing Students Block Grant
8. First reading of AR and BP 0420 School Site Councils, AR and BP 0450 Development and Review of Comprehensive School Safety Plan , BP and AR 0460 Goals and Actions Addressing State and Local Priorities, and AR 1220 Committee Charge
9. Attendance Awards (LCAP GOAL 2) Staff Attendance for the month of January goes to Barrington Elementary and Von Renner gets both apples for ADA and the least chronic absenteeism

ACTION ITEMS

1. Consent Calendar

The Consent Calendar items are routine in nature and usually do not require Board discussion. Individual items may be removed by Board members and presented for discussion and separate action. The Consent Calendar will be adopted by a roll call vote.

a. Approve warrants in the amount of $773,919.07
b. Approve Minutes from January 14, 2019
c. Approve Out of State Conference- Model Schools 6/23/19 – 6/27/19 in Washington, DC
d. Second Reading and approval of AR 3541 Transportation Routes And Services, AR and Exhibit 6183 Home And Hospital Instruction (LCAP GOAL 1 and 2)
e. Approve the Attached List of Employment and Employment Changes
f. Approve attached list of Hurd Barrington Elementary Surplus Items
g. Approve attached list of Orestimba High School Surplus Items
h. Approve attached list of Yolo Middle School Surplus Items

Bazar/Snodderly 4-0-1

Roll Call: Mr. Bazar: AYE Mrs. Conforti: AYE Mrs. Hurst: AYE Mr. Snodderly: AYE Mr. Wallace: Absent

2. Select CSBA Delegate Assembly (LCAP GOAL 2)
Paul Wallace Cynthia Lindsey
Snodderly/Hurst

Roll Call: Mr. Bazar: AYE Mrs. Conforti: AYE Mrs. Hurst: AYE Mr. Snodderly: AYE Mr. Wallace: Absent

3. Approve Low Performing Students Block Grant (LCAP GOAL 1)
Hurst/Snodderly
Roll Call: Mr. Bazar: AYE Mrs. Conforti: AYE Mrs. Hurst: AYE Mr. Snodderly: AYE Mr. Wallace: Absent

4. Approve 2019-2020 School Calendar (LCAP GOAL 1)
Hurst/Bazar Version 1 4-0-1

Roll Call: Mr. Bazar: AYE Mrs. Conforti: AYE Mrs. Hurst: AYE Mr. Snodderly: AYE Mr. Wallace: Absent

5. Approve E-Rate Year 22 6 Sites Wireless Network Upgrade (LCAP GOAL 1)
AMS
Snodderly/Bazar 4-0-1
Roll Call: Mr. Bazar: AYE Mrs. Conforti: AYE Mrs. Hurst: AYE Mr. Snodderly: AYE Mr. Wallace: Absent

FUTURE AGENDA ITEMS
School of the Month- Bonita
Approve non-reelect of employees
Approve Second Interim Budget Report
Classified Layoff Resolution

SUPERINTENDENT'S REPORT
Mr. Fillpot- Mr. Wallace had an emergency and was unable to attend. We are over 23 Million words on Footsteps2Brilliance, and AASA conference

BOARD REPORTS
Mr. Bazar- Nothing for tonight
Mrs. Hurst- Newsies
Mr. Snodderly – Very impressed with the Hunt Character Trait Book, OHS reclassification recognition, and School campuses look good
Mr. Wallace- Absent
Mrs. Conforti- Reclassification, Newsies, Thank you Mr. Reeves for all of your hard work, Mrs. Robles such a great STEAM Family Night, and National History Day at Bonita

ADJOURNMENT
7:04 PM

Newman-Crows Landing Unified School District
Human Resources
Employment and Employment Changes
February 11, 2019

Name	Site	Status	Job Title
Mary Ramirez	HBE	Hire	Teacher 3rd Grade
Victoria Silva	HES	Hire	Clerk
Liza Ramirez	VRE	Hire	Clerk
Magdalena Lopez	HBE	Hire	Clerk
Erendira Vazquez Haro	HBE	Hire	ASP Leader
Angelina Ruiz	DW	Hire	ASP Leader
Morgan Wilkinson	YMS	Hire	Yard Duty
Kimberly Mercado	VRE	Hire	Yard Duty
Rocky Coey	DW	Hire	Substitute Custodian/Maintenance/Groundskeeper
Carmen Flanders	DW	Hire	ELPAC Tester
Edulia Guzman	DW	Hire	ELPAC Tester
Araceli Alvarez	DW	Hire	ELPAC Tester
Joaquin Marroquin	OHS	Hire	JV Softball Coach
Anthony Casillas	OHS	Volunteer	Wrestling Coach
Liza Ramirez	VRE	Resignation	Yard Duty
Jeanne Kierst	OHS	Resignation	Instructional Aide
Kristy Lopez	YMS	Resignation	ASP Leader
Anthony Guida	DW	Resignation	Custodian

Newman Crows Landing Unified School District
Board Agenda Item

Topic: Donation of Basketballs

Background: Ernest Janssen, Quality Operations Manager at Amazon has basketballs he would like to donate to Yolo Middle School on behalf of Amazon.

Issue: The basketballs will be used by a variety of groups on campus. Some will be used by the boys' basketball team, all students in PE class, and some will be given to ASP to use in the Yolo After School Program.

Fiscal Impact: The value of the total donations of musical equipment is $1082.76

Recommendation: Yolo Middle School recommends that we accept the gift of basketballs.

Submitted By: Eva Luna

Approved for submission to the Board: _____
Randy Fillpot, Superintendent

MASTER DONATION OF PROPERTY AGREEMENT

For good and valuable consideration, Amazon and/or its affiliates ("Donor") hereby donates, transfers, and conveys to the undersigned charity ("Donee"), the personal property received from time to time from Donor (as reflected in Donor's records, together, the "Property").

1. Donor hereby irrevocably and unconditionally conveys, transfers, assigns and delivers to Donee all of Donor's right, title and interest in and to the Property. Title in the Property transfers to Donee upon Donor making the Property available for pickup by Donee or a third party carrier at a Donor facility (or as otherwise agreed to by Donor).

2. THE PROPERTY IS CONVEYED IN ITS "AS IS, WHERE IS" CONDITION WITH ALL FAULTS AND DEFECTS. DONOR DOES NOT MAKE ANY WARRANTY OR REPRESENTATION, EXPRESS OR IMPLIED, CONCERNING THE PROPERTY OR ITS CONDITION, MERCHANTABILITY OR FITNESS FOR A PARTICULAR PURPOSE. DONOR IS NOT LIABLE TO DONEE OR ANY THIRD PARTY FOR ANY CLAIM, LOSS, DAMAGE, LIABILITY OR EXPENSE OF ANY KIND ARISING DIRECTLY OR INDIRECTLY FROM ANY INADEQUACY, DEFECT OR DEFICIENCY RELATING TO THE PROPERTY OR FROM THE POSSESSION, USE, OR DISPOSITION OF THE PROPERTY BY DONEE OR ANY THIRD PARTY.

3. Donee will pay, and will hold Donor harmless from, any applicable property taxes with respect to the Property after the Donee signs this Agreement. Donee will transport, handle, use and dispose of the Property in accordance with applicable law and appropriate safety, temperature and sanitation practices (as applicable).

4. Donee will not resell any of the Property and will distribute and/or use the Property in accordance with its charitable mission. Donee represents that it has qualified for tax exempt status under Section 501(c)(3) of the Internal Revenue Code.

5. Donee will defend, indemnify and hold harmless Donor, its current and future officers, employees, successors, assigns, agents and representatives, from and against any and all claims, suits, actions, liabilities, losses, damages, settlements, judgments and costs (including, without limitation, reasonable attorneys' fees and costs) directly or indirectly arising out of or related to the use, further disposition, sale or transfers or shipment of the Property by Donee or any other person or entity after its donation, whether arising out of the negligence of Donor, any defect in the Property existing prior to its donation, or otherwise. Donee's duty to defend is independent of its duty to indemnify.

6. This document is governed by Washington laws, and may be executed by facsimile and in counterparts. Each facsimile or counterpart copy (including any facsimile or counterpart signature) will be deemed to be an original, and all facsimile and counterpart copies together will constitute one and the same instrument.

7. Donee understands that the Property may be regulated as hazardous materials by the U.S. Department of Transportation or may be subject to other shipping, handling, transport or other regulations or restrictions imposed on freight carriers or those otherwise transporting the Property. Donee agrees and acknowledges that it will comply with all such regulations and restrictions, including with respect to packaging, labeling, documentation and ship method constraints.

DONEE:

Charity Name: _____

Signature of Authorized Representative: _____

Name of Authorized Representative: _____

Title of Authorized Representative: _____

Date Signed: _____

Ernest Janssen
Quality Operations Manager OAK3
North American Fulfillment
e: janssene@amazon.com
amazonfulfillment

Newman Crows Landing Unified School District
Board Agenda Item

Topic: Donation of plants

Background: Lee Cover has plants he would like to donate to Orestimba High School FFA on behalf of Cover Landscaping.

Issue: The plants will be used for the FFA's plant sale.

Fiscal Impact: The value of the total donations of plants is $15,000.00 . See attached page.

Recommendation: Orestimba High School recommends that we accept the $15,000 worth of plants.

Submitted By: Justin Pruett

Approved for submission to the Board: _____

Randy Fillpot, Superintendent

ORESTIMBA HIGH SCHOOL

707 Hardin Road • Newman, CA 95360 • (209) 862-2916

2/7/19

Cover's Landscaping
Attn. Lee Cover
13699 Escalon Bellota Road
Escalon, Ca 95320

Dear Mr. Cover

Thank you so much for your generous gift of plants (valued at $15000) for our Ag Department's plant sale. Your wonderful donation will allow us to raise funds to invest back into the greenhouse and garden facilities at Orestimba High School. Again, thank you so very much for your generosity!

Sincerely,

Justin Pruett
Principal, Orestimba High School

		Wholesale	Retail
X	Westeria (8) 5 gal	$18	$42.50
	Pomegranate (26) 5 gal	$10	$24.50
(72)	Arbutas - strawberry tree 5 gal	$32	$62.50
	(70) Rose 5 gal	$22.50	$44.50
	(15) Flax 5 gal	$18.60	$36
	(8) 15 gal Maple trees	$49	$98.50
	(100) 5 gal Azalea	$36	$64.50
	(41) 5 gal Loropetalum	$24	$48.50

Total Retail - $15,000.00

Podocarpus wh. = 25.—
retail 50.—

340
635 —
4500
540
788
6450
1988

$15,243

Round to

Donation $15,000.—

Cover Landscaping + Nursery

School Plans/Site Councils
Philosophy, Goals, Objectives and Comprehensive Plans

School Site Councils

Each school that operates a program requiring the development of a school plan for student achievement (SPSA) pursuant to Education Code 64001 shall have a school site council composed of the following: (Education Code 65000)

1. The principal or designee

2. Classroom teachers at the school, selected by the classroom teachers at the school

3. Other school personnel who are not teachers, selected by the other personnel at the school who are not teachers

4. Parents/guardians of students attending the school and/or other members of the community, selected by the parents/guardians of students attending the school

5. If the school is a secondary school, students attending the school selected by other secondary students

(cf. 0450 - Comprehensive Safety Plan)

Half of the school site council membership shall consist of school staff in the categories listed in items #1-3 above, the majority of whom shall be classroom teachers. For an elementary school site council, the remaining half shall be parents/guardians and/or community members. For a secondary school site council, the remaining half shall be parents/guardians, community members, and/or students. (Education Code 65000)

A district employee may serve as a parent/guardian representative on the school site council of the school his/her child attends, provided the employee does not work at that school. (Education Code 65000)

The bylaws of each school site council shall include the method of selecting members and officers, terms of office, responsibilities of council members, time commitment, and a policy of nondiscrimination and equity.
(cf. 0415 - Equity)

School site councils shall operate in accordance with procedural meeting requirements established in Education Code 35147.
(cf. 1220 - Citizen Advisory Committees)

School Plan for Student Achievement

The school site council shall develop and annually review and update an SPSA that addresses all federal and/or state categorical programs in which the school participates pursuant to Education

Code 64000. (Education Code 64001)

(cf. 1431 - Waivers)
(cf. 6020 - Parent Involvement)
(cf. 6171 - Title I Programs)

The SPSA shall be developed with the review, certification, and advice of the school English learner advisory committee, if required. (Education Code 64001)
(cf. 6174 - Education for English Learners)

Other school and district committees, including, but not limited to, a parent advisory committee established to review and comment on the district's local control and accountability plan (LCAP), advisory committee established for special education programs, and Western Association of Schools and Colleges leadership teams, may also be consulted on the content of the plan.
(cf. 0460 - Local Control and Accountability Plan)
(cf. 6190 - Evaluation of the Instructional Program)

Before developing the content of the SPSA, the school site council shall conduct a comprehensive needs assessment pursuant to 20 USC 6314, including an analysis of verifiable state data consistent with the state priorities specified in Education Code 52060 and the indicators in the state accountability system. The school may consider any other data developed by the district to measure student outcomes. (Education Code 64001)
(cf. 0500 - Accountability)
(cf. 6162.5 - Student Assessment)
(cf. 6162.51 - State Academic Achievement Tests)

The SPSA shall include all of the following: (Education Code 64001)

1. Goals to improve student outcomes, including goals that address the needs of student groups as identified through the needs assessment

2. Evidence-based strategies, actions, or services

3. Proposed expenditures based on the projected resource allocation from the district to address the findings of the needs assessment, including identifying resource inequities, which may include a review of the district's budgeting, the LCAP, and school-level budgeting, if applicable

In addition to meeting the requirements common to all applicable school plans, the SPSA shall address any content required by law for each individual categorical program in which the school participates.

The school site council shall approve the proposed SPSA at a meeting for which public notice has been posted. Whenever there are material revisions to the SPSA which affect the academic programs for students participating in applicable programs, the SPSA shall be submitted to the Governing Board for review and approval at a regularly scheduled Board meeting. (Education Code 35147, 64001)

The school site council shall regularly monitor the implementation and effectiveness of the SPSA and modify any activities that prove ineffective. At least once per year, the principal or designee shall evaluate results of improvement efforts and report to the Board, school site council, and other interested parties regarding progress toward school goals.

The school site council may amend the SPSA at any time through the same process required for the annual update of the plan.
(8/13 7/15) 12/18

Policy Adopted: 11/9/15

Philosophy, Goals, Objectives and Comprehensive Plans
Comprehensive Safety Plan

Development and Review of Comprehensive School Safety Plan

The school site council shall consult with local law enforcement, the local fire department, and other first responders in the writing and development of the comprehensive school safety plan. When practical, the school site council shall also consult with other school site councils and safety committees. (Education Code 32281, 32282)
(cf. 0420 - School Plans/Site Councils)

The school site council may delegate the responsibility for developing a comprehensive safety plan to a school safety planning committee composed of the following members: (Education Code 32281)

1. The principal or designee
2. One teacher who is a representative of the recognized certificated employee organization
3. One parent/guardian whose child attends the school
4. One classified employee who is a representative of the recognized classified employee organization
5. Other members, if desired

(cf. 1220 - Citizen Advisory Committees)
(cf. 1400 - Relations Between Other Governmental Agencies and the Schools)

Before adopting the comprehensive safety plan, the school site council or school safety planning committee shall hold a public meeting at the school in order to allow members of the public the opportunity to express an opinion about the plan. (Education Code 32288)

The school site council or safety planning committee shall notify, in writing, the following persons and entities of the public meeting: (Education Code 32288)

1. The local mayor
2. A representative of the local school employee organization
3. A representative of each parent organization at the school, including the parent teacher association and parent teacher clubs (cf. 1230 - School-Connected Organizations)
4. A representative of each teacher organization at the school

(cf. 4140/4240/4340 - Bargaining Units)

5. A representative of the school's student body government

6. All persons who have indicated that they want to be notified

In addition, the school site council or safety planning committee may notify, in writing, the following entities of the public meeting: (Education Code 32288)

1. Representatives of local religious organizations

2. Local civic leaders

3. Local business organizations

(cf. 1700 - Relations Between Private Industry and the Schools)

Content of the Safety Plan

Each comprehensive safety plan shall include an assessment of the current status of any crime committed on campus and at school-related functions. (Education Code 32282)

The assessment may include, but not be limited to, reports of crime, suspension and expulsion rates, and surveys of students, parents/guardians, and staff regarding their perceptions of school safety.

(cf. 0500 - Accountability)
(cf. 0510 - School Accountability Report Card)

The plan shall identify appropriate strategies and programs that will provide or maintain a high level of school safety and address the school's procedures for complying with existing laws related to school safety, including all of the following: (Education Code 32282)

1. Child abuse reporting procedures consistent with Penal Code 11164-11174.3

(cf. 5141.4 - Child Abuse Prevention and Reporting)

2. Routine and emergency disaster procedures including, but not limited to:

a. Adaptations for students with disabilities in accordance with the Americans with Disabilities Act (cf. 6159 - Individualized Education Program)

b. An earthquake emergency procedure system in accordance with Education Code 32282

(cf. 3516 - Emergencies and Disaster Preparedness Plan) (cf. 3516.3 - Earthquake Emergency Procedure System)

c. A procedure to allow public agencies, including the American Red Cross, to use school buildings, grounds, and equipment for mass care and welfare shelters during disasters or other emergencies affecting the public health and welfare

(cf. 1330 - Use of School Facilities) (cf. 3516.1 - Fire Drills and Fires) (cf. 3516.2 - Bomb Threats) (cf. 3516.5 - Emergency Schedules) (cf. 3543 - Transportation Safety and Emergencies)

3. Policies pursuant to Education Code 48915(d) for students who commit an act listed in Education Code 48915(c) and other school-designated serious acts that would lead to suspension, expulsion, or mandatory expulsion recommendations

(cf. 5131.7 - Weapons and Dangerous Instruments)
(cf. 5144.1 - Suspension and Expulsion/Due Process)
(cf. 5144.2 - Suspension and Expulsion/Due Process (Students with Disabilities))

4. Procedures to notify teachers of dangerous students pursuant to Education Code 49079

(cf. 4158/4258/4358 - Employee Security)

5. A policy consistent with the prohibition against discrimination, harassment, intimidation, and bullying pursuant to Education Code 200-262.4

(cf. 0410 - Nondiscrimination in District Programs and Activities)
(cf. 1312.3 - Uniform Complaint Procedures)
(cf. 4119.11/4219.11/4319.11 - Sexual Harassment)
(cf. 5131.2 - Bullying)
(cf. 5145.3 - Nondiscrimination/Harassment)
(cf. 5145.7 - Sexual Harassment)
(cf. 5145.9 - Hate-Motivated Behavior)

6. If the school has adopted a dress code prohibiting students from wearing "gang-related apparel" pursuant to Education Code 35183, the provisions of that dress code and the definition of "gang-related apparel" (cf. 5132 - Dress and Grooming)

7. Procedures for safe ingress and egress of students, parents/guardians, and employees to and from school (cf. 5142 - Safety)

8. A safe and orderly school environment conducive to learning (cf. 5137 - Positive School Climate)

9. The rules and procedures on school discipline adopted pursuant to Education Code 35291 and 35291.5 (cf. 5144 - Discipline)

10. Procedures for conducting tactical responses to criminal incidents, including procedures related to individuals with guns on campus and at school-related functions

Among the strategies for providing a safe environment, the comprehensive safety plan may also include:

1. Development of a positive school climate that promotes respect for diversity, personal and social responsibility, effective interpersonal and communication skills, self-esteem, anger management, and conflict resolution

(cf. 5138 - Conflict Resolution/Peer Mediation)
(cf. 6141.2 - Recognition of Religious Beliefs and Customs)

2. Disciplinary policies and procedures that contain prevention strategies, such as strategies to prevent bullying, hazing, and cyberbullying, as well as behavioral expectations and consequences for violations

(cf. 5113 - Absences and Excuses)
(cf. 5113.1 - Chronic Absence and Truancy)
(cf. 5131 - Conduct)

3. Curriculum that emphasizes prevention and alternatives to violence, such as multicultural education, character/values education, social and emotional learning, media analysis skills, conflict resolution, community service learning, and education related to the prevention of dating violence

(cf. 6142.3 - Civic Education)
(cf. 6142.4 - Service Learning/Community Service Classes)
(cf. 6142.8 - Comprehensive Health Education)

4. Parent involvement strategies, including strategies to help ensure parent/guardian support and reinforcement of the school's rules and increase the number of adults on campus

(cf. 1240 - Volunteer Assistance)
(cf. 5020 - Parent Rights and Responsibilities)
(cf. 6020 - Parent Involvement)

5. Prevention and intervention strategies related to the sale or use of drugs and alcohol which shall reflect expectations for drug-free schools and support for recovering students

(cf. 5131.6 - Alcohol and Other Drugs)
(cf. 5131.61 - Drug Testing)
(cf. 5131.62 - Tobacco)
(cf. 5131.63 - Steroids)

6. Collaborative relationships among the city, county, community agencies, local law enforcement, the judicial system, and the schools that lead to the development of a set of common goals and community strategies for violence prevention instruction

7. District policy related to possession of firearms and ammunition on school grounds

(cf. 3515.7 - Firearms on School Grounds)

8. Measures to prevent or minimize the influence of gangs on campus (cf. 5136 - Gangs)

9. Procedures for receiving verification from law enforcement when a violent crime has occurred on school grounds and for promptly notifying parents/guardians and employees of that crime (cf. 5116.1 - Intradistrict Open Enrollment)

10. Assessment of the school's physical environment, including a risk management analysis and development of ground security measures such as procedures for closing campuses to outsiders, installing surveillance systems, securing the campus perimeter, protecting buildings against vandalism, and providing for a law enforcement presence on campus

(cf. 1250 - Visitors/Outsiders)
(cf. 3515 - Campus Security)
(cf. 3515.3 - District Police/Security Department)
(cf. 3530 - Risk Management/Insurance)
(cf. 5112.5 - Open/Closed Campus)
(cf. 5131.5 - Vandalism and Graffiti)

11. Guidelines for the roles and responsibilities of mental health professionals, community intervention professionals, school counselors, school resource officers, and police officers on school campuses. Guidelines may include, but are not limited to, the following:

a. Strategies to create and maintain a positive school climate, promote school safety, and increase student achievement

b. Strategies to prioritize mental health and intervention services, restorative and transformative justice programs, and positive behavior interventions and support

c. Protocols to address the mental health care of students who have witnessed a violent act at any time, including, but not limited to, while on school grounds, while coming or going from school, during a lunch period whether on or off campus, or during or while going to or coming from a school-sponsored activity

12. Strategies for suicide prevention and intervention (cf. 5141.52 - Suicide Prevention)

13. Procedures to implement when a person interferes with or disrupts a school activity, remains on campus after having been asked to leave, or creates a disruption with the intent to threaten the immediate physical safety of students or staff (cf. 3515.2 - Disruptions)

14. Crisis prevention and intervention strategies, which may include the following:

a. Identification of possible crises that may occur, determination of necessary tasks that need to be addressed, and development of procedures relative to each crisis, including the involvement of law enforcement and other public safety agencies as appropriate

(cf. 3515.5 - Sex Offender Notification)
(cf. 5131.4 - Student Disturbances)
(cf. 5131.41 - Use of Seclusion and Restraint)

b. Threat assessment strategies to determine the credibility and seriousness of a threat and provide appropriate interventions for the potential offender(s)

c. Assignment of staff members responsible for each identified task and procedure

d. Development of an evacuation plan based on an assessment of buildings and grounds and opportunities for students and staff to practice the evacuation plan

e. Coordination of communication to schools, Governing Board members, parents/guardians, and the media

(cf. 1112 - Media Relations)
(cf. 9010 - Public Statements)

f. Development of a method for the reporting of violent incidents

g. Development of follow-up procedures that may be required after a crisis has occurred, such as counseling

15. Staff development in violence prevention and intervention techniques, including preparation to implement the elements of the safety plan

(cf. 4131 - Staff Development)
(cf. 4231 - Staff Development)
(cf. 4331 - Staff Development)

16. Environmental safety strategies, including, but not limited to, procedures for preventing and mitigating exposure to toxic pesticides, lead, asbestos, vehicle emissions, and other hazardous substances and contaminants

(cf. 3510 - Green School Operations)
(cf. 3513.3 - Tobacco-Free Schools)
(cf. 3514 - Environmental Safety)
(cf. 3514.1 - Hazardous Substances)
(cf. 3514.2 - Integrated Pest Management)

(11/11 7/16) 12/18

Philosophy, Goals, Objectives and Comprehensive Plans
Local Control And Accountability Plan

Goals and Actions Addressing State and Local Priorities

The district's local control and accountability plan (LCAP) and annual updates shall include, for the district and each district school: (Education Code 52060)

1. A description of the annual goals established for all students and for each numerically significant subgroup as defined in Education Code 52052, including ethnic subgroups, socioeconomically disadvantaged students, English learners, students with disabilities, foster youth, and homeless students. The LCAP shall identify goals for each of the following state priorities:

a. The degree to which district teachers are appropriately assigned in accordance with Education Code 44258.9 and fully credentialed in the subject areas and for the students they are teaching; every district student has sufficient access to standards-aligned instructional materials as determined pursuant to Education Code 60119; and school facilities are maintained in good repair as specified in Education Code 17002

(cf. 1312.4 - Williams Uniform Complaint Procedures)
(cf. 3517 - Facilities Inspection)
(cf. 4112.2 - Certification)
(cf. 4113 - Assignment)
(cf. 6161.1 - Selection and Evaluation of Instructional Materials)

b. Implementation of the academic content and performance standards adopted by the State Board of Education (SBE), including how the programs and services will enable English learners to access the Common Core State Standards and the English language development standards for purposes of gaining academic content knowledge and English language proficiency

(cf. 6011 - Academic Standards)
(cf. 6174 - Education for English Learners)

c. Parent/guardian involvement and family engagement, including efforts the district makes to seek parent/guardian input in district and school site decision making and how the district will promote parent/guardian participation in programs for unduplicated students, as defined in Education Code 42238.02 and Board policy, and students with disabilities

(cf. 3553 - Free and Reduced Price Meals)
(cf. 6020 - Parent Involvement)
(cf. 6173.1 - Education for Foster Youth)

d. Student achievement, as measured by all of the following as applicable:

(1) Statewide assessments of student achievement

(2) The percentage of students who have successfully completed courses that satisfy the

requirements for entrance to the University of California and the California State University, or career technical education sequences or programs of study that align with SBE-approved career technical education standards and frameworks, including, but not limited to, those described in Education Code 52302, 52372.5, or 54692

(3) The percentage of English learners who make progress toward English proficiency as measured by the SBE-certified assessment of English proficiency

(4) The English learner reclassification rate

(5) The percentage of students who have passed an Advanced Placement examination with a score of 3 or higher

(6) The percentage of students who demonstrate college preparedness in the Early Assessment Program pursuant to Education Code 99300-99301

(cf. 0500 - Accountability)
(cf. 6141.5 - Advanced Placement)
(cf. 6162.5 - Student Assessment)
(cf. 6162.51 - State Academic Achievement Tests)
(cf. 6178 - Career Technical Education)

e. Student engagement, as measured by school attendance rates, chronic absenteeism rates, middle school dropout rates, high school dropout rates, and high school graduation rates, as applicable

(cf. 5113.1 - Chronic Absence and Truancy)
(cf. 5147 - Dropout Prevention)
(cf. 6146.1 - High School Graduation Requirements)

f. School climate, as measured by student suspension and expulsion rates and other local measures, including surveys of students, parents/guardians, and teachers on the sense of safety and school connectedness, as applicable

(cf. 5137 - Positive School Climate)
(cf. 5144 - Discipline)
(cf. 5144.1 - Suspension and Expulsion/Due Process)
(cf. 5144.2 - Suspension and Expulsion/Due Process (Students with Disabilities))

g. The extent to which students have access to and are enrolled in a broad course of study that includes all of the subject areas described in Education Code 51210 and 51220, as applicable, including the programs and services developed and provided to unduplicated students and students with disabilities, and the programs and services that are provided to benefit these students as a result of supplemental and concentration grant funding pursuant to Education Code 42238.02 and 42238.03

(cf. 6143 - Courses of Study)
(cf. 6159 - Individualized Education Program)

h. Student outcomes, if available, in the subject areas described in Education Code 51210 and 51220, as applicable

2. Any goals identified for any local priorities established by the Board.

(cf. 0200 - Goals for the School District)

3. A description of the specific actions the district will take during each year of the LCAP to achieve the identified goals, including the enumeration of any specific actions necessary for that year to correct any deficiencies in regard to the state and local priorities specified in items #1-2 above. Such actions shall not supersede provisions of existing collective bargaining agreements within the district.

For purposes of the descriptions required by items #1-3 above, the Board may consider qualitative information, including, but not limited to, findings that result from any school quality review conducted pursuant to Education Code 52052 or any other reviews. (Education Code 52060)

For any local priorities addressed in the LCAP, the Board and Superintendent or designee shall identify and include in the LCAP the method for measuring the district's progress toward achieving those goals. (Education Code 52060)

To the extent practicable, data reported in the LCAP shall be reported in a manner consistent with how information is reported on the California School Dashboard. (Education Code 52060)

Increase or Improvement in Services for Unduplicated Students

The LCAP shall demonstrate how the district will increase or improve services for unduplicated students at least in proportion to the increase in funds apportioned on the basis of the number and concentration of unduplicated students. (5 CCR 15494-15496)

When the district expends supplemental and/or concentration grant funds on a districtwide or schoolwide basis during the year for which the LCAP is adopted, the district's LCAP shall: (5 CCR 15496)

1. Identify those services that are being funded and provided on a districtwide or schoolwide basis

2. Describe how such services are principally directed towards, and are effective in, meeting the district's goals for unduplicated students in the state priority areas and any local priority areas

3. If the enrollment of unduplicated students is less than 55 percent of district enrollment or less than 40 percent of school enrollment, describe how these services are the most effective use of the funds to meet the district's goals for its unduplicated students in the state priority areas and any local priority areas. The description shall provide the basis for this determination, including, but not limited to, any alternatives considered and any supporting research, experiences, or educational theory.

Availability of the Plan

The Superintendent or designee shall prominently post the LCAP, any updates or revisions to the LCAP, and the LCFF budget overview for parents/guardians on the homepage of the district's web site. (Education Code 52064.1, 52065)
(cf. 1113 - District and School Web Sites)

(10/15 10/17) 12/18

Citizen Advisory Committees
Community Relations

Committee Charge

When committees are appointed, committee members shall receive written information which includes, but is not limited to:

1. The committee members' names
2. The procedure to be used in the selection of the committee chairperson and other committee officers
3. The name(s) and contact information of staff member(s) assigned to support the work of the committee
4. The goals and specific charge(s) of the committee, including its topic(s) for study
5. The specific period of time that the committee is expected to serve
6. Legal requirements regarding meeting conduct and public notifications
7. Resources available to help the committee perform its tasks
8. Timelines for progress reports and/or final report
9. Relevant Board policies and administrative regulations

Committees Subject to Brown Act Requirements

Brown Act requirements pertaining to open meetings, notices, and public participation pursuant to Government Code 54950-54963 shall be complied with by any committee created by formal action of the Governing Board, including, but not limited to, the following:

1. Advisory committee established pursuant to Education Code 56190-56194 related to special education (cf. 0430 - Comprehensive Local Plan for Special Education)
2. Advisory committee established pursuant to Education Code 8070 related to career technical education (cf. 6178 - Career Technical Education)
3. Committee established to assist in development of a student wellness policy pursuant to 42 USC 1758b (cf. 5030 - Student Wellness)
4. Committee established pursuant to Education Code 17387-17391 related to the use or disposition of excess real property

(cf. 3280 - Sale or Lease of District-Owned Real Property)

5. Citizens' oversight committee established to examine the expenditure of general obligation bond or school facilities improvement bond revenues passed with a 55 percent majority of the voters pursuant to Education Code 15278 and 15359.3

(cf. 7213 - School Facilities Improvement Districts)
(cf. 7214 - General Obligation Bonds)
(cf. 9130 - Board Committees)
(cf. 9320 - Meetings and Notices)
(cf. 9321 - Closed Session Purposes and Agendas)
(cf. 9321.1 - Closed Session Actions and Reports)
(cf. 9323 - Meeting Conduct)

Committees Not Subject to Brown Act Requirements

The following committees shall comply with procedural meeting requirements established in Education Code 35147:

1. Parent advisory committee and English learner parent advisory committee established pursuant to Education Code 52063 to review and comment on the local control and accountability plan (cf. 0460 - Local Control and Accountability Plan)

2. School site councils established pursuant to Education Code 65000-65001 to develop and approve a school plan for student achievement (cf. 0420 - School Plans/Site Councils)

3. District or school advisory committees established pursuant to Education Code 52176 related to programs for English learners (cf. 6174 - Education for English Learners)

4. School advisory committees established pursuant to Education Code 54425(b) related to compensatory education (cf. 6171 - Title I Programs)

5. Any district advisory committee established pursuant to Education Code 54444.2 related to migrant education programs (cf. 6175 - Migrant Education Program)

6. School committees established pursuant to Education Code 11503 related to parent involvement (cf. 6020 - Parent Involvement)

Meetings of the above councils or committees shall be open to the public, and any member of the public shall have the opportunity to address the council or committee during the meeting on any item within its jurisdiction. Notice of the meeting shall be posted at the school site or other appropriate accessible location at least 72 hours before the meeting, specifying the date, time, and location of the meeting and containing an agenda that describes each item of business to be discussed or acted upon. (Education Code 35147)

The above councils or committees shall not take action on any item not listed on the agenda unless all members present unanimously find that there is a need to take immediate action and

that this need came to the council's or committee's attention after the agenda was posted. In addition to addressing items on the agenda, members of the council, committee, or public may ask questions or make brief statements that do not have a significant effect on district students or employees or that can be resolved solely by providing information. (Education Code 35147)

Any council or committee violating the above procedural requirements must, at the demand of any person, reconsider the item at the next meeting, first allowing for public input on the item. (Education Code 35147)

Any materials provided to a council or committee shall be made available to any member of the public upon request pursuant to the California Public Records Act, Government Code 6250-6270. (Education Code 35147)
(cf. 1340 - Access to District Records)

Committees Created by Superintendent

Committees which are created by the Superintendent or designee to advise the administration, do not report to the Board, and are not specified in Education Code 35147 shall not be subject to the requirements of the Brown Act or Education Code 35147.
(cf. 2230 - Representative and Deliberative Groups)
(7/07 12/14) 12/18

School Plans/Site Councils

Philosophy, Goals, Objectives and Comprehensive Plans

The Governing Board believes that comprehensive planning is necessary at each school in order to focus school improvement efforts on student academic achievement and facilitate the effective use of available resources. The Superintendent or designee shall ensure that school plans provide clear direction and identify cohesive strategies aligned with school and district goals.

(cf. 0000 - Vision)
(cf. 0200 - Goals for the School District)
(cf. 0400 - Comprehensive Plans)
(cf. 0415 - Equity)
(cf. 0450 - Comprehensive Safety Plan)
(cf. 0460 - Local Control and Accountability Plan)

Each district school that participates in one or more federal and/or state categorical programs funded through the state's consolidated application process pursuant to Education Code 64000 shall establish a school site council in accordance with Education Code 65000-65001. The school site council shall develop, approve, and annually review and update a school plan for student achievement (SPSA) which consolidates the plans required for those categorical programs into a single plan, unless otherwise prohibited by law. (Education Code 64001)
(cf. 1220 - Citizen Advisory Committees)
(cf. 1431 - Waivers)
(cf. 6020 - Parent Involvement)
(cf. 6171 - Title I Programs)
(cf. 6174 - Education for English Learners)
(cf. 6190 - Evaluation of the Instructional Program)

The Superintendent or designee shall review each school's SPSA to ensure that it meets the content requirements for all applicable programs, is based on an analysis of current practices and student academic performance, and reasonably links improvement strategies to identified needs of the school and its students. The Superintendent or designee shall also ensure consistency between the specific actions included in the district's local control and accountability plan and the strategies identified in each school's SPSA.

The Board shall, at a regularly scheduled Board meeting, review and approve each school's SPSA whenever there are any material revisions affecting the academic programs for students participating in the categorical programs addressed in the SPSA. (Education Code 64001)

If the Board does not approve a school's SPSA, it shall communicate its specific reasons for disapproval of the plan to the school site council. The school site council shall then revise and resubmit the SPSA to the Board for its approval. (Education Code 64001)

The Superintendent or designee shall ensure that school administrators and school site council members receive training on the roles and responsibilities of the school site council.

The SPSA may serve as the school improvement plan required when a school is identified for targeted or comprehensive support pursuant to 20 USC 6303. (Education Code 64001)
(cf. 0500 - Accountability)

Any complaint alleging noncompliance with requirements related to the establishment of school site councils or the development of the SPSA may be filed with the district in accordance with the district's uniform complaint procedures pursuant to 5 CCR 4600-4670 and BP/AR 1312.3 - Uniform Complaint Procedures. (Education Code 64001)
(cf. 1312.3 - Uniform Complaint Procedures)

Legal Reference:
EDUCATION CODE
52-53 Designation of schools
33133 Information guide for school site councils
35147 Open meeting laws exceptions
52060-52077 Local control and accountability plan
52176 English learner advisory committees
56000-56867 Special education
64000 Categorical programs included in consolidated application
64001 School plan for student achievement, consolidated application programs
65000-65001 School site councils
CODE OF REGULATIONS, TITLE 5
3930-3937 Compliance plans
4600-4670 Uniform complaint procedures
11308 English learner advisory committees
UNITED STATES CODE, TITLE 20
6303 School improvement
6311 State plan
6314 Schoolwide programs; schoolwide program plan
6421-6472 Programs for neglected, delinquent, and at-risk children and youth
6601-6651 Teacher and Principal Training and Recruitment program
6801-7014 Limited English proficient and immigrant students
7101-7122 Student Support and Academic Enrichment Grants
7341-7355c Rural Education Initiative

Management Resources:
CALIFORNIA DEPARTMENT OF EDUCATION PUBLICATIONS
A Guide for Developing the Single Plan for Student Achievement: A Resource for the School Site Council, February 2014
WEST ED PUBLICATIONS
California Healthy Kids Survey
California School Climate Survey
WEB SITES
California Department of Education: http://www.cde.ca.gov
U.S. Department of Education: http://www.ed.gov
WestEd: http://www.wested.org

(8/13 7/15) 12/18

Policy adopted: 11/9/15

Comprehensive Safety Plan

Philosophy, Goals, Objectives and Comprehensive Plans

The Governing Board recognizes that students and staff have the right to a safe and secure campus where they are free from physical and psychological harm. The Board is fully committed to maximizing school safety and to creating a positive learning environment that includes strategies for violence prevention and high expectations for student conduct, responsible behavior, and respect for others.

(cf. 0410 - Nondiscrimination in District Programs and Activities)
(cf. 1312.3 - Uniform Complaint Procedures)
(cf. 3515 - Campus Security)
(cf. 3515.2 - Disruptions)
(cf. 3515.3 - District Police/Security Department)
(cf. 3515.7 - Firearms on School Grounds)
(cf. 5131 - Conduct)
(cf. 5131.2 - Bullying)
(cf. 5131.4 - Student Disturbances)
(cf. 5131.41 - Use of Seclusion and Restraint)
(cf. 5131.7 - Weapons and Dangerous Instruments)
(cf. 5136 - Gangs)
(cf. 5137 - Positive School Climate)
(cf. 5138 - Conflict Resolution/Peer Mediation)
(cf. 5144 - Discipline)
(cf. 5144.1 - Suspension and Expulsion/Due Process)
(cf. 5144.2 - Suspension and Expulsion/Due Process (Students with Disabilities))
(cf. 5145.3 - Nondiscrimination/Harassment)
(cf. 5145.7 - Sexual Harassment)
(cf. 5145.9 - Hate-Motivated Behavior)

The school site council at each district school shall develop a comprehensive school safety plan relevant to the needs and resources of that particular school. New school campuses shall develop a safety plan within one year of initiating operations. (Education Code 32281, 32286)
(cf. 0420 - School Plans/Site Councils)
(cf. 1220 - Citizen Advisory Committees)

The school safety plan shall take into account the school's staffing, available resources, and building design, as well as other factors unique to the site.

The comprehensive safety plan(s) shall be reviewed and updated by March 1 of each year and forwarded to the Board for approval. (Education Code 32286, 32288)

The Board shall review the comprehensive safety plan(s) in order to ensure compliance with state law, Board policy, and administrative regulation and shall approve the plan(s) at a regularly scheduled meeting.
(cf. 0500 - Accountability)
(cf. 9320 - Meetings and Notices)

By October 15 of each year, the Superintendent or designee shall notify the California Department of Education of any schools that have not complied with the requirements of Education Code 32281. (Education Code 32288)

Access to Safety Plan(s)

The Superintendent or designee shall ensure that an updated file of all safety-related plans and materials is readily available for inspection by the public. (Education Code 32282)
(cf. 1340 - Access to District Records)

However, those portions of the comprehensive safety plan that include tactical responses to criminal incidents shall not be publicly disclosed.

The Superintendent or designee shall share the comprehensive safety plans and any updates to the plans with local law enforcement, the local fire department, and other first responder entities. (Education Code 32281)

Legal Reference:
EDUCATION CODE
200-262.4 Prohibition of discrimination
32260-32262 Interagency School Safety Demonstration Act of 1985
32270 School safety cadre
32280-32289 School safety plans
32290 Safety devices
35147 School site councils and advisory committees
35183 School dress code; uniforms
35291 Rules
35291.5 School-adopted discipline rules
41020 Annual audits
48900-48927 Suspension and expulsion
48950 Speech and other communication
49079 Notification to teacher; student act constituting grounds for suspension or expulsion
67381 Violent crime
GOVERNMENT CODE
54957 Closed session meetings for threats to security
PENAL CODE
422.55 Definition of hate crime
626.8 Disruptions
11164-11174.3 Child Abuse and Neglect Reporting Act
CALIFORNIA CONSTITUTION
Article 1, Section 28(c) Right to Safe Schools
CODE OF REGULATIONS, TITLE 5
11987-11987.7 School Community Violence Prevention Program requirements
11992-11993 Definition, persistently dangerous schools
UNITED STATES CODE, TITLE 20
7111-7122 Student Support and Academic Enrichment Grants
7912 Transfers from persistently dangerous schools
UNITED STATES CODE, TITLE 42
12101-12213 Americans with Disabilities Act

Management Resources:
CSBA PUBLICATIONS
Updated Legal Guidance: Protecting Transgender and Gender Nonconforming Students Against Sex Discrimination, July 2016
Providing a Safe, Nondiscriminatory School Environment for Transgender and Gender-Nonconforming Students, Policy Brief, February 2014
Safe Schools: Strategies for Governing Boards to Ensure Student Success, rev. 2011

Community Schools: Partnerships Supporting Students, Families and Communities, Policy Brief, October 2010
Cyberbullying: Policy Considerations for Boards, Policy Brief, July 2010
CALIFORNIA DEPARTMENT OF EDUCATION PUBLICATIONS
Safe Schools: A Planning Guide for Action, 2002
FEDERAL BUREAU OF INVESTIGATION PUBLICATIONS
Uniform Crime Reporting Handbook, 2004
U.S. DEPARTMENT OF EDUCATION PUBLICATIONS
Practical Information on Crisis Planning: A Guide for Schools and Communities, January 2007
U.S. SECRET SERVICE AND U.S. DEPARTMENT OF EDUCATION PUBLICATIONS
Threat Assessment in Schools: A Guide to Managing Threatening Situations and to Creating Safe School Climates, 2004
WEB SITES
CSBA: http://www.csba.org
California Department of Education, Safe Schools: http://www.cde.ca.gov/ls/ss
California Governor's Office of Emergency Services: http://www.caloes.ca.gov
California Healthy Kids Survey: http://chks.wested.org
Centers for Disease Control and Prevention: http://www.cdc.gov/ViolencePrevention
Federal Bureau of Investigation: http://www.fbi.gov
National Center for Crisis Management: http://www.schoolcrisisresponse.com
National School Safety Center: http://www.schoolsafety.us
U.S. Department of Education: http://www.ed.gov
U.S. Secret Service, National Threat Assessment Center: http://www.secretservice.gov/protection/ntac

(11/11 7/16) 12/18

Local Control And Accountability Plan

Philosophy, Goals, Objectives and Comprehensive Plans

The Governing Board desires to ensure the most effective use of available funding to improve outcomes for all students. A comprehensive, data-driven planning process shall be used to identify annual goals and specific actions which are aligned with the district budget and facilitate continuous improvement of district practices.
(cf. 0000 - Vision)
(cf. 0200 - Goals for the School District)
(cf. 0415 - Equity)

The Board shall adopt a districtwide local control and accountability plan (LCAP), based on the template adopted by the State Board of Education (SBE), that addresses the state priorities in Education Code 52060 and any local priorities adopted by the Board. The LCAP shall be updated on or before July 1 of each year and, like the district budget, shall cover the next fiscal year and two subsequent fiscal years. (Education Code 52060, 52064; 5 CCR 15494-15497)
(cf. 3100 - Budget)

The LCAP shall focus on improving outcomes for all students, particularly those who are "unduplicated students" or are part of any numerically significant student subgroup that is at risk of or is underperforming.

Unduplicated students include students who are eligible for free or reduced-price meals, English learners, and foster youth, as defined in Education Code 42238.01 for purposes of the local control funding formula (LCFF). (Education Code 42238.02)
(cf. 3553 - Free and Reduced Price Meals)
(cf. 6173.1 - Education for Foster Youth)
(cf. 6174 - Education for English Learners)

Numerically significant student subgroups include ethnic subgroups, socioeconomically disadvantaged students, English learners, students with disabilities, foster youth, and homeless students, when there are at least 30 students in the subgroup or at least 15 foster youth or homeless students. (Education Code 52052)
(cf. 6164.4 - Identification and Evaluation of Individuals for Special Education)
(cf. 6173 - Education for Homeless Children)

The Superintendent or designee shall review the school plan for student achievement (SPSA) submitted by each district school pursuant to Education Code 64001 to ensure that the specific actions included in the LCAP are consistent with strategies included in the SPSA. (Education Code 52062)
(cf. 0420 - School Plans/Site Councils)

The LCAP shall also be aligned with other district and school plans to the extent possible in order to minimize duplication of effort and provide clear direction for program implementation.
(cf. 0400 - Comprehensive Plans)
(cf. 0440 - District Technology Plan)

(cf. 0450 - Comprehensive Safety Plan)
(cf. 5030 - Student Wellness)
(cf. 6171 - Title I Programs)
(cf. 7110 - Facilities Master Plan)

As part of the LCAP adoption and annual update to the LCAP, the Board shall separately adopt an LCFF budget overview for parents/guardians, based on the template developed by the SBE, which includes specified information relating to the district's budget. The budget overview shall be adopted, reviewed, and approved in the same manner as the LCAP and the annual update. (Education Code 52064.1)

Any complaint that the district has not complied with legal requirements pertaining to the LCAP may be filed pursuant to AR 1312.3 - Uniform Complaint Procedures. (Education Code 52075)
(cf. 1312.3 - Uniform Complaint Procedures)

Plan Development

The Superintendent or designee shall gather data and information needed for effective and meaningful plan development and present it to the Board and community. Such data and information shall include, but not be limited to, data regarding the number of students in student subgroups, disaggregated data on student achievement levels, and information about current programs and expenditures.

The Board shall consult with teachers, principals, administrators, other school personnel, employee bargaining units, parents/guardians, and students in developing the LCAP. Consultation with students shall enable unduplicated students and other numerically significant student subgroups to review and comment on LCAP development and may include surveys of students, student forums, student advisory committees, and/or meetings with student government bodies or other groups representing students. (Education Code 52060; 5 CCR 15495)
(cf. 1220 - Citizen Advisory Committees)
(cf. 4140/4240/4340 - Bargaining Units)
(cf. 6020 - Parent Involvement)

Public Review and Input

The Board shall establish a parent advisory committee to review and comment on the LCAP. The committee shall be composed of a majority of parents/guardians and shall include parents/guardians of unduplicated students as defined above. (Education Code 52063; 5 CCR 15495)

Whenever district enrollment includes at least 15 percent English learners, with at least 50 students who are English learners, the Board shall establish an English learner parent advisory committee composed of a majority of parents/guardians of English learners to review and comment on the LCAP. (Education Code 52063; 5 CCR 15495)

The Superintendent or designee shall present the LCAP to the committee(s) before it is submitted to the Board for adoption, and shall respond in writing to comments received from the committee(s). (Education Code 52062)

The Superintendent or designee shall notify members of the public of the opportunity to submit written comments regarding the specific actions and expenditures proposed to be included in the LCAP. The notification shall be provided using the most efficient method of notification possible, which may not necessarily include producing printed notices or sending notices by mail. All written notifications related to the LCAP shall be provided in the primary language of parents/guardians when required by Education Code 48985. (Education Code 52062)
(cf. 5145.6 - Parental Notifications)

As part of the parent/guardian and community engagement process, the district shall solicit input on effective and appropriate instructional methods, including, but not limited to, establishing language acquisition programs to enable all students, including English learners and native English speakers, to have access to the core academic content standards and to become proficient in English. (Education Code 305-306)

The Superintendent or designee shall consult with the administrator(s) of the special education local plan area of which the district is a member to ensure that specific actions for students with disabilities are included in the LCAP and are consistent with strategies included in the annual assurances support plan for the education of students with disabilities. (Education Code 52062)
(cf. 0430 - Comprehensive Local Plan for Special Education)

The Board shall hold at least one public hearing to solicit the recommendations and comments of members of the public regarding the specific actions and expenditures proposed to be included in the LCAP. The public hearing shall be held at the same meeting as the budget hearing required pursuant to Education Code 42127 and AR 3100 - Budget. (Education Code 42127, 52062)
(cf. 9320 - Meetings and Notices)

Adoption of the Plan

The Board shall adopt the LCAP prior to adopting the district budget, but at the same public meeting. This meeting shall be held after the public hearing described above, but not on the same day as the hearing. (Education Code 52062)

The Board may adopt revisions to the LCAP at any time during the period in which the plan is in effect, provided the Board follows the process to adopt the LCAP pursuant to Education Code 52062 and the revisions are adopted in a public meeting. (Education Code 52062)

Submission of Plan to County Superintendent of Schools

Not later than five days after adoption of the LCAP, the district budget, and the budget overview for parents/guardians, the Board shall file the LCAP, the budget, and the budget overview with the County Superintendent of Schools. (Education Code 42127, 52064.1, 52070)

If the County Superintendent sends, by August 15, a written request for clarification of the contents of the LCAP, the Board shall respond in writing within 15 days of the request. If the

County Superintendent then submits recommendations for amendments to the LCAP within 15 days of receiving the Board's response, the Board shall consider those recommendations in a public meeting within 15 days of receiving the recommendations. (Education Code 52070)

If the County Superintendent does not approve the district's LCAP, the Board shall accept technical assistance from the County Superintendent focused on revising the plan so that it can be approved. (Education Code 52071)

Monitoring Progress

The Superintendent or designee shall report to the Board, at least annually in accordance with the timeline and indicators established by the Superintendent and the Board, regarding the district's progress toward attaining each goal identified in the LCAP. Evaluation shall include, but not be limited to, an assessment of district and school performance reported on the California School Dashboard. Evaluation data shall be used to recommend any necessary revisions to the LCAP.
(cf. 0500 - Accountability)

Technical Assistance/Intervention

At its discretion, the Board may submit a request to the County Superintendent for technical assistance, including, but not limited to: (Education Code 52071)

1. Assistance in identifying district strengths and weaknesses in regard to state priorities, which includes the review of performance data on the state and local indicators included in the Dashboard and other relevant local data, and in identifying effective, evidence-based programs or practices that address any areas of weakness.

2. Assistance from an academic, programmatic, or fiscal expert, or team of experts, in identifying and implementing effective programs and practices that are designed to improve performance in any identified areas of weakness. The district may engage other service providers, including, but not limited to, other school districts, county offices of education, or charter schools, to provide such assistance.

In the event that the County Superintendent requires the district to receive technical assistance based on one or more numerically significant student subgroups meeting the criteria established pursuant Education Code 52064.5, the Board shall work with the County Superintendent, or another service provider at district expense, and shall provide the County Superintendent timely documentation of the district's completion of the activities listed in items #1-2 above or substantially similar activities. (Education Code 52071)

If referred to the California Collaborative for Educational Excellence by either the County Superintendent or the Superintendent of Public Instruction (SPI), the district shall implement the recommendations of that agency in order to accomplish the goals set forth in the district's LCAP. (Education Code 52071, 52074)

If the SPI identifies the district as needing intervention, the district shall cooperate with any action taken by the SPI or any academic advisor appointed by the SPI, which may include one or more of the following: (Education Code 52072)

1. Revision of the district's LCAP
2. Revision of the district's budget in accordance with changes in the LCAP
3. A determination to stay or rescind any district action that would prevent the district from improving outcomes for all student subgroups, provided that action is not required by a collective bargaining agreement

Legal Reference:
EDUCATION CODE
305-306 English language education
17002 State School Building Lease-Purchase Law, including definition of good repair
33430-33436 Learning Communities for School Success Program; grants for LCAP implementation
41020 Audits
41320-41322 Emergency apportionments
42127 Public hearing on budget adoption
42238.01-42238.07 Local control funding formula
44258.9 County superintendent review of teacher assignment
48985 Parental notices in languages other than English
51210 Course of study for grades 1-6
51220 Course of study for grades 7-12
52052 Numerically significant student subgroups
52059.5 Statewide system of support
52060-52077 Local control and accountability plan
52302 Regional occupational centers and programs
52372.5 Linked learning program
54692 Partnership academies
60119 Sufficiency of textbooks and instructional materials; hearing and resolution
60605.8 California Assessment of Academic Achievement; Academic Content Standards Commission
64001 Single plan for student achievement
99300-99301 Early Assessment Program
WELFARE AND INSTITUTIONS CODE
300 Dependent child of the court
CODE OF REGULATIONS, TITLE 5
15494-15497 Local control and accountability plan and spending requirements
UNITED STATES CODE, TITLE 20
6312 Local educational agency plan
6826 Title III funds, local plans

Management Resources:
CSBA PUBLICATIONS
The California School Dashboard and Small Districts, October 2018
Promising Practices for Developing and Implementing LCAPs, Governance Brief, November 2016
LCFF Rubrics, Issue 1: What Boards Need to Know About the New Rubrics, Governance Brief, rev. October 2016
CALIFORNIA DEPARTMENT OF EDUCATION PUBLICATIONS
California School Accounting Manual
California School Dashboard
LCFF Frequently Asked Questions
Local Control and Accountability Plan and Annual Update (LCAP) Template

Family Engagement Framework: A Tool for California School Districts, 2014
California Career Technical Education Model Curriculum Standards, 2013
California Common Core State Standards: English Language Arts and Literacy in History/Social Studies, Science, and Technical Subjects, rev. 2013
California Common Core State Standards: Mathematics, rev. 2013
California English Language Development Standards, 2012
WEB SITES
CSBA: http://www.csba.org
California Department of Education: http://www.cde.ca.gov
California School Dashboard: http://www.caschooldashboard.org

(3/17 10/17) 12/18

Newman-Crows Landing Unified School District

Human Resources

Employment and Employment Changes

March 11, 2019

Name	Site	Status	Job Title
Kristy Cordeiro	HBE	Hire	Substitute Teacher
Trisha Chandler	OHS	Hire	After School Credentialed Teacher for Tutoring
Cathleen Trayer	OHS	Hire	Instructional Aide
Celena Rodriguez	VRE	Hire	Yard Duty
Tim Lagrutta	OHS	Hire	Custodian
Rocky Coey	DW	Hire	Custodian
Jon Cruickshanks	DW	Hire	Custodian
Anthony Orozco	DW	Hire	Substitute Custodian
Lesley Oliveira Delgado	YMS	Hire	ASP Leader
Christine Bringazi	HBE	Hire	ASP Leader
Eric Medeiros	OHS	Volunteer	Softball Coach
Derek Thibodeau	OHS	Volunteer	Softball Coach
Angelina Ruiz	DW	Resignation	ASP Leader
Linda Jo Stayton	OHS	Resignation	BICM/BCBA
Arely Virgen	YMS	Resignation	Track Coach
Bertha A. Marquez	BES	Resignation	Teacher
Candice Collins-Grady	HBE	Resignation	Teacher
Nicole Hartzog	HBE	Resignation	Teacher
Alejandro Ramirez	HBE	Resignation	Teacher
Catherine Quittmeyer	OHS	Retirement	Teacher

JOB DESCRIPTION: **MAINTENANCE AND OPERATIONS SUPERVISOR**

Newman-Crows Landing Unified School District

Position: Maintenance and Operations Supervisor

Contract: 261 Days

Supervisor: Director of Maintenance and Operations

Range: Classified Supervisor Salary Schedule
(Range D on the Classified Supervisor Salary Schedule)

Definition: Under general direction from the Director of Maintenance and Operations, supervises, coordinates, and participates in the construction, repair, maintenance and operations of district facilities, systems and equipment; inspects and reviews the district maintenance and operational functions and activities; provides technical input concerning complex or unusual maintenance matters; determines priority of work orders, ordering stock, material, and supplies; and performs other related work as required.

Primary duties and responsibilities:

1. Prepares, reviews and manages routine maintenance and operations department budget.
2. Supervises and evaluates department employees.
3. Schedules maintenance and operations staff to ensure efficiency.
4. Trains, or secures third party trainings, for maintenance and operations staff related to state compliance, safety, efficiency, and work productivity.
5. Maintains required records and prepares required reports.
6. Establishes priorities, organizers, schedules, coordinates, leads and participates in the work functions of the routine maintenance and ongoing operations of district facilities.
7. Inspects reviews maintenance and operations at work sites, school facilities and district buildings to ensure against safety hazards and improper preventative maintenance.
8. Prioritizes and schedules the maintenance and repairs of district tools and equipment.
9. Monitors the maintenance staff responsible for ensuring that district vehicles are clean, fueled, and properly maintained, and in safe working order.
10. Evaluates school facilities and district buildings, and determines repair and maintenance needs.
11. Reviews work orders and routine project plans, and the coordination of manpower resources and material allocations.
12. Confers with the Director of Maintenance and Operations regarding maintenance, repair and construction projects, and serves as a liaison to vendors and contractors providing service to the district.
13. Reviews supply, material and equipment requests and recommends acquisition of needed stock in order to maintain an appropriate inventory.
14. Maintains a variety of records pertaining to the maintenance/operations process; which may include cost estimates as to time and material, personnel service time and performance data.
15. Assists maintenance and operations personnel in arriving at alternative solutions to unusual and unforeseen problems, issues and concerns.
16. May perform highly technical and skilled maintenance functions.
17. Establishes schedules for ongoing preventative maintenance and equipment replacement.
18. Operates district vehicles as required.
19. Performs other duties as assigned.

Qualifications

Knowledge of:

- Methods, techniques, supplies, materials and equipment utilized in school facility and building maintenance, repair and construction.
- Principles, methods and techniques of organization and leadership.

- Legal policies, regulations and guidelines pertaining to the maintenance, repair and construction of school facilities, office buildings and equipment.
- Safe working methods and procedures.

Ability to:

1. Interpret blueprints, plans, drawings, schematics and other data pertaining to maintenance, repair, construction of school facilities, office buildings and equipment.
2. Effectively serve as a liaison to contractors and vendors performing district service.
3. Accurately estimate cost of repair and construction of facilities.
4. Communicate effectively and oral and written form.
5. Understanding carry out oral and written directions.
6. Establish and maintain cooperative working relationships.

Physical demands:

The physical requirements indicated below are examples of the physical aspects that this position classification must perform in carrying out essential job functions:

- Persons performing service in this position classification will exert 50 to 75 pounds of force frequently to lift, carry, push, pull or otherwise move objects.
- This type of work may involve ascending and descending ladders, stairs, scaffolding, and ramps, and will involve walking or standing for extended periods.
- Perceiving the nature of sound, near and far vision, depth perception, providing oral information, the manual dexterity to operate equipment and use hand tools, and handle and work with various materials and objects are important aspects of this job.
- Exposure to hot, cold, wet, humid, or windy conditions caused by weather may occasionally be experienced.
- Reasonable accommodations may be made to enable a person with a disability to perform the essential functions of the job.

Education:

- High school diploma

Experience:

- Four years of experience in school facilities maintenance or related work.

Special Requirements:

- Possess a valid California Driver's License.
- Insurability by the District's liability carrier.
- Fingerprint clearance required.
- TB clearance required.

NOTICE OF CRITERIA AND STANDARDS REVIEW. This interim report was based upon and reviewed using the state-adopted Criteria and Standards. (Pursuant to Education Code (EC) sections 33129 and 42130)

Signed: _____ Date: _____
District Superintendent or Designee

NOTICE OF INTERIM REVIEW. All action shall be taken on this report during a regular or authorized special meeting of the governing board.

To the County Superintendent of Schools:
This interim report and certification of financial condition are hereby filed by the governing board of the school district. (Pursuant to EC Section 42131)

Meeting Date: March 11, 2019 Signed: _____
President of the Governing Board

CERTIFICATION OF FINANCIAL CONDITION

X POSITIVE CERTIFICATION
As President of the Governing Board of this school district, I certify that based upon current projections this district will meet its financial obligations for the current fiscal year and subsequent two fiscal years.

___ QUALIFIED CERTIFICATION
As President of the Governing Board of this school district, I certify that based upon current projections this district may not meet its financial obligations for the current fiscal year or two subsequent fiscal years.

___ NEGATIVE CERTIFICATION
As President of the Governing Board of this school district, I certify that based upon current projections this district will be unable to meet its financial obligations for the remainder of the current fiscal year or for the subsequent fiscal year.

Contact person for additional information on the interim report:

Name: Caralyn Mendoza Telephone: 209-862-2933

Title: Chief Business Official E-mail: cmendoza@nclusd.k12.ca.us

Criteria and Standards Review Summary

The following summary is automatically completed based on data provided in the Criteria and Standards Review form (Form 01CSI). Criteria and standards that are "Not Met," and supplemental information and additional fiscal indicators that are "Yes," may indicate areas of potential concern, which could affect the interim report certification, and should be carefully reviewed.

CRITERIA AND STANDARDS			Met	Not Met
1	Average Daily Attendance	Funded ADA for any of the current or two subsequent fiscal years has not changed by more than two percent since first interim.	X	

CRITERIA AND STANDARDS (continued)			Met	Not Met
2	Enrollment	Projected enrollment for any of the current or two subsequent fiscal years has not changed by more than two percent since first interim.	X	
3	ADA to Enrollment	Projected second period (P-2) ADA to enrollment ratio for the current and two subsequent fiscal years is consistent with historical ratios.	X	
4	Local Control Funding Formula (LCFF) Revenue	Projected LCFF revenue for any of the current or two subsequent fiscal years has not changed by more than two percent since first interim.	X	
5	Salaries and Benefits	Projected ratio of total unrestricted salaries and benefits to total unrestricted general fund expenditures has not changed by more than the standard for the current and two subsequent fiscal years.		X
6a	Other Revenues	Projected operating revenues (federal, other state, other local) for the current and two subsequent fiscal years have not changed by more than five percent since first interim.	X	
6b	Other Expenditures	Projected operating expenditures (books and supplies, services and other expenditures) for the current and two subsequent fiscal years have not changed by more than five percent since first interim.	X	
7	Ongoing and Major Maintenance Account	If applicable, changes occurring since first interim meet the required contribution to the ongoing and major maintenance account (i.e., restricted maintenance account).	X	
8	Deficit Spending	Unrestricted deficit spending, if any, has not exceeded the standard in any of the current or two subsequent fiscal years.	X	
9a	Fund Balance	Projected general fund balance will be positive at the end of the current and two subsequent fiscal years.	X	
9b	Cash Balance	Projected general fund cash balance will be positive at the end of the current fiscal year.	X	
10	Reserves	Available reserves (e.g., reserve for economic uncertainties, unassigned/unappropriated amounts) meet minimum requirements for the current and two subsequent fiscal years.	X	

SUPPLEMENTAL INFORMATION			No	Yes
S1	Contingent Liabilities	Have any known or contingent liabilities (e.g., financial or program audits, litigation, state compliance reviews) occurred since first interim that may impact the budget?	X	
S2	Using One-time Revenues to Fund Ongoing Expenditures	Are there ongoing general fund expenditures funded with one-time revenues that have changed since first interim by more than five percent?	X	
S3	Temporary Interfund Borrowings	Are there projected temporary borrowings between funds?	X	
S4	Contingent Revenues	Are any projected revenues for any of the current or two subsequent fiscal years contingent on reauthorization by the local government, special legislation, or other definitive act (e.g., parcel taxes, forest reserves)?	X	
S5	Contributions	Have contributions from unrestricted to restricted resources, or transfers to or from the general fund to cover operating deficits, changed since first interim by more than $20,000 and more than 5% for any of the current or two subsequent fiscal years?	X	

SUPPLEMENTAL INFORMATION (continued)			No	Yes
S6	Long-term Commitments	Does the district have long-term (multiyear) commitments or debt agreements?		X
		• If yes, have annual payments for the current or two subsequent fiscal years increased over prior year's (2017-18) annual payment?		X
		• If yes, will funding sources used to pay long-term commitments decrease or expire prior to the end of the commitment period, or are they one-time sources?		X
S7a	Postemployment Benefits Other than Pensions	Does the district provide postemployment benefits other than pensions (OPEB)?		X
		• If yes, have there been changes since first interim in OPEB liabilities?	X	
S7b	Other Self-insurance Benefits	Does the district operate any self-insurance programs (e.g., workers' compensation)?	X	
		• If yes, have there been changes since first interim in self-insurance liabilities?	n/a	
S8	Status of Labor Agreements	As of second interim projections, are salary and benefit negotiations still unsettled for:		
		• Certificated? (Section S8A, Line 1b)	X	
		• Classified? (Section S8B, Line 1b)	X	
		• Management/supervisor/confidential? (Section S8C, Line 1b)	X	
S8	Labor Agreement Budget Revisions	For negotiations settled since first interim, per Government Code Section 3547.5(c), are budget revisions still needed to meet the costs of the collective bargaining agreement(s) for:		
		• Certificated? (Section S8A, Line 3)	n/a	
		• Classified? (Section S8B, Line 3)	n/a	
S9	Status of Other Funds	Are any funds other than the general fund projected to have a negative fund balance at the end of the current fiscal year?	X	

ADDITIONAL FISCAL INDICATORS			No	Yes
A1	Negative Cash Flow	Do cash flow projections show that the district will end the current fiscal year with a negative cash balance in the general fund?	X	
A2	Independent Position Control	Is personnel position control independent from the payroll system?		X
A3	Declining Enrollment	Is enrollment decreasing in both the prior and current fiscal years?	X	
A4	New Charter Schools Impacting District Enrollment	Are any new charter schools operating in district boundaries that are impacting the district's enrollment, either in the prior or current fiscal year?	X	
A5	Salary Increases Exceed COLA	Has the district entered into a bargaining agreement where any of the current or subsequent fiscal years of the agreement would result in salary increases that are expected to exceed the projected state funded cost-of-living adjustment?	X	
A6	Uncapped Health Benefits	Does the district provide uncapped (100% employer paid) health benefits for current or retired employees?	X	
A7	Independent Financial System	Is the district's financial system independent from the county office system?	X	
A8	Fiscal Distress Reports	Does the district have any reports that indicate fiscal distress? If yes, provide copies to the COE, pursuant to EC 42127.6(a).	X	
A9	Change of CBO or Superintendent	Have there been personnel changes in the superintendent or chief business official (CBO) positions within the last 12 months?	X	

Provide methodology and assumptions used to estimate ADA, enrollment, revenues, expenditures, reserves and fund balance, and multiyear commitments (including cost-of-living adjustments).

Deviations from the standards must be explained and may affect the interim certification.

CRITERIA AND STANDARDS

1. CRITERION: Average Daily Attendance

STANDARD: Funded average daily attendance (ADA) for any of the current fiscal year or two subsequent fiscal years has not changed by more than two percent since first interim projections.

District's ADA Standard Percentage Range: -2.0% to +2.0%

1A. Calculating the District's ADA Variances

DATA ENTRY: First Interim data that exist will be extracted into the first column, otherwise, enter data for all fiscal years. Second Interim Projected Year Totals data that exist for the current year will be extracted; otherwise, enter data for all fiscal years. Enter district regular ADA and charter school ADA corresponding to financial data reported in the General Fund, only, for all fiscal years.

Estimated Funded ADA

Fiscal Year	First Interim Projected Year Totals (Form 01CSI, Item 1A)	Second Interim Projected Year Totals (Form AI, Lines A4 and C4)	Percent Change	Status
Current Year (2018-19)				
District Regular	3,108.89	3,064.79		
Charter School	0.00	0.00		
Total ADA	**3,108.89**	**3,064.79**	**-1.4%**	**Met**
1st Subsequent Year (2019-20)				
District Regular	3,145.26	3,125.08		
Charter School	0.00	0.00		
Total ADA	**3,145.26**	**3,125.08**	**-0.6%**	**Met**
nd Subsequent Year (2020-21)				
District Regular	3,156.20	3,143.87		
Charter School	0.00	0.00		
Total ADA	**3,156.20**	**3,143.87**	**-0.4%**	**Met**

1B. Comparison of District ADA to the Standard

DATA ENTRY: Enter an explanation if the standard is not met.

1a. STANDARD MET - Funded ADA has not changed since first interim projections by more than two percent in any of the current year or two subsequent fiscal years.

Explanation:
(required if NOT met)

2. CRITERION: Enrollment

STANDARD: Projected enrollment for any of the current fiscal year or two subsequent fiscal years has not changed by more than two percent since first interim projections.

District's Enrollment Standard Percentage Range: -2.0% to +2.0%

2A. Calculating the District's Enrollment Variances

DATA ENTRY: First Interim data that exist will be extracted; otherwise, enter data into the first column for all fiscal years. Enter data in the second column for all fiscal years. Enter district regular enrollment and charter school enrollment corresponding to financial data reported in the General Fund, only, for all fiscal years.

Fiscal Year	Enrollment First Interim (Form 01CSI, Item 2A)	Second Interim CBEDS/Projected	Percent Change	Status
Current Year (2018-19)				
District Regular	3,226	3,224		
Charter School	0	0		
Total Enrollment	**3,226**	**3,224**	**-0.1%**	**Met**
1st Subsequent Year (2019-20)				
District Regular	3,240	3,233		
Charter School	0	0		
Total Enrollment	**3,240**	**3,233**	**-0.2%**	**Met**
2nd Subsequent Year (2020-21)				
District Regular	3,260	3,248		
Charter School	0			
Total Enrollment	**3,260**	**3,248**	**-0.4%**	**Met**

2B. Comparison of District Enrollment to the Standard

DATA ENTRY: Enter an explanation if the standard is not met.

1a. STANDARD MET - Enrollment projections have not changed since first interim projections by more than two percent for the current year and two subsequent fiscal years.

Explanation:
(required if NOT met)

3. CRITERION: ADA to Enrollment

STANDARD: Projected second period (P-2) average daily attendance (ADA) to enrollment ratio for any of the current fiscal year or two subsequent fiscal years has not increased from the historical average ratio from the three prior fiscal years by more than one half of one percent (0.5%).

3A. Calculating the District's ADA to Enrollment Standard

DATA ENTRY: Unaudited Actuals data that exist will be extracted into the P-2 ADA column for the First Prior Year; otherwise, enter First Prior Year data. P-2 ADA for the second and third prior years are preloaded. First Interim data that exist will be extracted into the Enrollment column; otherwise, enter Enrollment data for all fiscal years. Data should reflect district regular and charter school ADA/enrollment corresponding to financial data reported in the General Fund, only, for all fiscal years.

Fiscal Year	P-2 ADA Unaudited Actuals (Form A, Lines A4 and C4)	Enrollment CBEDS Actual (Form 01CSI, Item 3A)	Historical Ratio of ADA to Enrollment
Third Prior Year (2015-16)			
District Regular	2,830	2,940	
Charter School			
Total ADA/Enrollment	**2,830**	**2,940**	**96.3%**
Second Prior Year (2016-17)			
District Regular	2,879	3,003	
Charter School			
Total ADA/Enrollment	**2,879**	**3,003**	**95.9%**
First Prior Year (2017-18)			
District Regular	3,015	3,120	
Charter School	0		
Total ADA/Enrollment	**3,015**	**3,120**	**96.6%**
		Historical Average Ratio:	96.3%
District's ADA to Enrollment Standard (historical average ratio plus 0.5%):			**96.8%**

3B. Calculating the District's Projected Ratio of ADA to Enrollment

DATA ENTRY: Estimated P-2 ADA will be extracted into the first column for the Current Year; enter data in the first column for the subsequent fiscal years. Data should reflect district regular and charter school ADA/enrollment corresponding to financial data reported in the General Fund, only, for all fiscal years. All other data are extracted.

Fiscal Year	Estimated P-2 ADA (Form AI, Lines A4 and C4)	Enrollment CBEDS/Projected (Criterion 2, Item 2A)	Ratio of ADA to Enrollment	Status
Current Year (2018-19)				
District Regular	3,065	3,224		
Charter School	0	0		
Total ADA/Enrollment	**3,065**	**3,224**	**95.1%**	**Met**
1st Subsequent Year (2019-20)				
District Regular	3,125	3,233		
Charter School	0	0		
Total ADA/Enrollment	**3,125**	**3,233**	**96.7%**	**Met**
2nd Subsequent Year (2020-21)				
District Regular	3,144	3,248		
Charter School				
Total ADA/Enrollment	**3,144**	**3,248**	**96.8%**	**Met**

3C. Comparison of District ADA to Enrollment Ratio to the Standard

DATA ENTRY: Enter an explanation if the standard is not met.

1a. STANDARD MET - Projected P-2 ADA to enrollment ratio has not exceeded the standard for the current year and two subsequent fiscal years.

Explanation:
(required if NOT met)

4. CRITERION: LCFF Revenue

STANDARD: Projected LCFF revenue for any of the current fiscal year or two subsequent fiscal years has not changed by more than two percent since first interim projections.

District's LCFF Revenue Standard Percentage Range: -2.0% to +2.0%

4A. Calculating the District's Projected Change in LCFF Revenue

DATA ENTRY: First Interim data that exist will be extracted; otherwise, enter data into the first column. In the Second Interim column, Current Year data are extracted; enter data for the two subsequent years.

Fiscal Year	LCFF Revenue (Fund 01, Objects 8011, 8012, 8020-8089) First Interim (Form 01CSI, Item 4A)	Second Interim Projected Year Totals	Percent Change	Status
Current Year (2018-19)	32,859,027.00	32,529,825.00	-1.0%	Met
1st Subsequent Year (2019-20)	33,954,590.00	33,679,954.00	-0.8%	Met
2nd Subsequent Year (2020-21)	35,004,869.00	34,601,279.00	-1.2%	Met

4B. Comparison of District LCFF Revenue to the Standard

DATA ENTRY: Enter an explanation if the standard is not met.

1a. STANDARD MET - LCFF revenue has not changed since first interim projections by more than two percent for the current year and two subsequent fiscal years.

Explanation:
(required if NOT met)

5. CRITERION: Salaries and Benefits

STANDARD: Projected ratio of total unrestricted salaries and benefits to total unrestricted general fund expenditures for any of the current fiscal year or two subsequent fiscal years has not changed from the historical average ratio from the three prior fiscal years by more than the greater of three percent or the district's required reserves percentage.

5A. Calculating the District's Historical Average Ratio of Unrestricted Salaries and Benefits to Total Unrestricted General Fund Expenditures

DATA ENTRY: Unaudited Actuals data that exist for the First Prior Year will be extracted; otherwise, enter data for the First Prior Year. Unaudited Actuals data for the second and third prior years are preloaded.

Fiscal Year	Unaudited Actuals - Unrestricted (Resources 0000-1999) Salaries and Benefits (Form 01, Objects 1000-3999)	Total Expenditures (Form 01, Objects 1000-7499)	Ratio of Unrestricted Salaries and Benefits to Total Unrestricted Expenditures
Third Prior Year (2015-16)	17,350,990.52	22,564,897.91	76.9%
Second Prior Year (2016-17)	18,555,984.52	24,231,792.87	76.6%
First Prior Year (2017-18)	20,515,202.70	25,737,421.81	79.7%
		Historical Average Ratio:	77.7%

	Current Year (2018-19)	1st Subsequent Year (2019-20)	2nd Subsequent Year (2020-21)
District's Reserve Standard Percentage (Criterion 10B, Line 4)	3.0%	3.0%	3.0%
District's Salaries and Benefits Standard (historical average ratio, plus/minus the greater of 3% or the district's reserve standard percentage):	**74.7% to 80.7%**	**74.7% to 80.7%**	**74.7% to 80.7%**

5B. Calculating the District's Projected Ratio of Unrestricted Salaries and Benefits to Total Unrestricted General Fund Expenditures

DATA ENTRY: If Form MYPI exists, Projected Year Totals data for the two subsequent years will be extracted; if not, enter Projected Year Totals data. Projected Year Totals data for Current Year are extracted.

Fiscal Year	Projected Year Totals - Unrestricted (Resources 0000-1999) Salaries and Benefits (Form 01I, Objects 1000-3999) (Form MYPI, Lines B1-B3)	Total Expenditures (Form 01I, Objects 1000-7499) (Form MYPI, Lines B1-B8, B10)	Ratio of Unrestricted Salaries and Benefits to Total Unrestricted Expenditures	Status
Current Year (2018-19)	22,555,950.00	28,698,468.00	78.6%	Met
1st Subsequent Year (2019-20)	24,046,814.00	30,016,575.00	80.1%	Met
2nd Subsequent Year (2020-21)	25,033,405.00	30,876,405.00	81.1%	Not Met

5C. Comparison of District Salaries and Benefits Ratio to the Standard

DATA ENTRY: Enter an explanation if the standard is not met.

1a. STANDARD NOT MET - Projected ratio of unrestricted salary and benefit costs to total unrestricted expenditures has changed by more than the standard in any of the current year or two subsequent fiscal years. Provide reasons why the change(s) exceed the standard and a description of the methods and assumptions used in projecting salaries and benefits.

Explanation:
(required if NOT met)

Because of the increaes to pension liabilities, the salaries and benefits is projected to increase year over year.

6. CRITERION: Other Revenues and Expenditures

STANDARD: Projected operating revenues (including federal, other state and other local) or expenditures (including books and supplies, and services and other operating), for any of the current fiscal year or two subsequent fiscal years, have not changed by more than five percent since first interim projections.

Changes that exceed five percent in any major object category must be explained.

District's Other Revenues and Expenditures Standard Percentage Range:	**-5.0% to +5.0%**
District's Other Revenues and Expenditures Explanation Percentage Range:	**-5.0% to +5.0%**

6A. Calculating the District's Change by Major Object Category and Comparison to the Explanation Percentage Range

DATA ENTRY: First Interim data that exist will be extracted; otherwise, enter data into the first column. Second Interim data for the Current Year are extracted. If Second Interim Form MYPI exists, data for the two subsequent years will be extracted; if not, enter data for the two subsequent years into the second column.

Explanations must be entered for each category if the percent change for any year exceeds the district's explanation percentage range.

Federal Revenue (Fund 01, Objects 8100-8299) (Form MYPI, Line A2)

Object Range / Fiscal Year	First Interim Projected Year Totals (Form 01CSI, Item 6A)	Second Interim Projected Year Totals (Fund 01) (Form MYPI)	Percent Change	Change Is Outside Explanation Range
Current Year (2018-19)	2,004,276.00	1,979,848.00	-1.2%	No
1st Subsequent Year (2019-20)	1,502,715.00	1,478,287.00	-1.6%	No
2nd Subsequent Year (2020-21)	1,502,715.00	1,478,287.00	-1.6%	No

Explanation: (required if Yes)

Other State Revenue (Fund 01, Objects 8300-8599) (Form MYPI, Line A3)

Current Year (2018-19)	2,982,089.20	3,158,448.20	5.9%	Yes
1st Subsequent Year (2019-20)	1,670,578.00	1,670,578.00	0.0%	No
2nd Subsequent Year (2020-21)	1,672,040.00	1,672,040.00	0.0%	No

Explanation: (required if Yes)
The District received additional 1-time revenue in 2018-2019 that was not know at first interim.

Other Local Revenue (Fund 01, Objects 8600-8799) (Form MYPI, Line A4)

Current Year (2018-19)	2,710,509.00	2,830,155.00	4.4%	No
1st Subsequent Year (2019-20)	2,729,325.00	2,843,971.00	4.2%	No
2nd Subsequent Year (2020-21)	2,749,618.00	2,863,345.00	4.1%	No

Explanation: (required if Yes)

Books and Supplies (Fund 01, Objects 4000-4999) (Form MYPI, Line B4)

Current Year (2018-19)	2,851,256.00	2,856,292.00	0.2%	No
1st Subsequent Year (2019-20)	2,539,090.00	2,947,122.00	16.1%	Yes
2nd Subsequent Year (2020-21)	2,450,354.00	2,800,000.00	14.3%	Yes

Explanation: (required if Yes)
Curriculum adoptions are scheduled for 19-20 and 20-21, and purchases are scheduled for the 1-time funding.

Services and Other Operating Expenditures (Fund 01, Objects 5000-5999) (Form MYPI, Line B5)

Current Year (2018-19)	6,134,726.00	6,261,564.00	2.1%	No
1st Subsequent Year (2019-20)	5,902,100.00	5,319,433.00	-9.9%	Yes
2nd Subsequent Year (2020-21)	5,904,504.00	5,330,000.00	-9.7%	Yes

Explanation: (required if Yes)
In the subsequent years, adjustments will need to be made to travel and conference expenses due to funding availability.

6B. Calculating the District's Change in Total Operating Revenues and Expenditures

DATA ENTRY: All data are extracted or calculated.

Object Range / Fiscal Year	First Interim Projected Year Totals	Second Interim Projected Year Totals	Percent Change	Status
Total Federal, Other State, and Other Local Revenue (Section 6A)				
Current Year (2018-19)	7,696,874.20	7,968,451.20	3.5%	Met
1st Subsequent Year (2019-20)	5,902,618.00	5,992,836.00	1.5%	Met
2nd Subsequent Year (2020-21)	5,924,373.00	6,013,672.00	1.5%	Met
Total Books and Supplies, and Services and Other Operating Expenditures (Section 6A)				
Current Year (2018-19)	8,985,982.00	9,117,856.00	1.5%	Met
1st Subsequent Year (2019-20)	8,441,190.00	8,266,555.00	-2.1%	Met
2nd Subsequent Year (2020-21)	8,354,858.00	8,130,000.00	-2.7%	Met

6C. Comparison of District Total Operating Revenues and Expenditures to the Standard Percentage Range

DATA ENTRY: Explanations are linked from Section 6A if the status in Section 6B is Not Met; no entry is allowed below.

1a. STANDARD MET - Projected total operating revenues have not changed since first interim projections by more than the standard for the current year and two subsequent fiscal years.

Explanation: Federal Revenue (linked from 6A if NOT met)

Explanation: Other State Revenue (linked from 6A if NOT met)

Explanation: Other Local Revenue (linked from 6A if NOT met)

1b. STANDARD MET - Projected total operating expenditures have not changed since first interim projections by more than the standard for the current year and two subsequent fiscal years.

Explanation: Books and Supplies (linked from 6A if NOT met)

Explanation: Services and Other Exps (linked from 6A if NOT met)

7. CRITERION: Facilities Maintenance

STANDARD: Identify changes that have occurred since first interim projections in the projected contributions for facilities maintenance funding as required pursuant to Education Code Section 17070.75, or in how the district is providing adequately to preserve the functionality of its facilities for their normal life in accordance with Education Code sections 52060(d)(1) and 17002(d)(1).

Determining the District's Compliance with the Contribution Requirement for EC Section 17070.75 - Ongoing and Major Maintenance/Restricted Maintenance Account (OMMA/RMA)

NOTE: The Proposition 51 school facility program requires the district to deposit a minimum amount equal to or greater than three percent of the total general fund expenditures and other financing uses for that fiscal year (as EC Section 17070.75 read on January 1, 2015).

For all other school facility programs, AB 104 (Chapter 13, Statutes of 2015, effective January 1, 2016) requires the district to deposit into the account, for the 2017-18 to 2019-20 fiscal years, a minimum that is the greater of the following amounts:

A. The lesser of three percent of the total general fund expenditures and other financing uses for that fiscal year or the amount that the district deposited into the account for the 2014-15 fiscal year; or

B. Two percent of the total general fund expenditures and other financing uses for that fiscal year.

DATA ENTRY: Enter the Required Minimum Contribution if First Interim data does not exist. If EC 17070.75(e)(1) and (e)(2) apply, input 3%. First Interim data that exist will be extracted, otherwise, enter First Interim data into lines 1, if applicable, and 2. All other data are extracted.

		Required Minimum Contribution	Second Interim Contribution Projected Year Totals (Fund 01, Resource 8150, Objects 8900-8999)	Status
1.	OMMA/RMA Contribution	1,184,640.00	1,187,000.00	Met
2.	First Interim Contribution (information only) (Form 01CSI, First Interim, Criterion 7, Line 1)		1,187,000.00	

If status is not met, enter an X in the box that best describes why the minimum required contribution was not made:

	Not applicable (district does not participate in the Leroy F. Greene School Facilities Act of 1998)
	Exempt (due to district's small size [EC Section 17070.75 (b)(2)(E)])
	Other (explanation must be provided)

Explanation: (required if NOT met and Other is marked)

8. CRITERION: Deficit Spending

STANDARD: Unrestricted deficit spending (total unrestricted expenditures and other financing uses is greater than total unrestricted revenues and other financing sources) as a percentage of total unrestricted expenditures and other financing uses, has not exceeded one-third of the district's available reserves[1] as a percentage of total expenditures and other financing uses[2] in any of the current fiscal year or two subsequent fiscal years.

[1]Available reserves are the unrestricted amounts in the Stabilization Arrangements, Reserve for Economic Uncertainties, and Unassigned/Unappropriated accounts in the General Fund and the Special Reserve Fund for Other Than Capital Outlay Projects. Available reserves will be reduced by any negative ending balances in restricted resources in the General Fund.

[2]A school district that is the Administrative Unit of a Special Education Local Plan Area (SELPA) may exclude from its expenditures the distribution of funds to its participating members.

8A. Calculating the District's Deficit Spending Standard Percentage Levels

DATA ENTRY: All data are extracted or calculated.

	Current Year (2018-19)	1st Subsequent Year (2019-20)	2nd Subsequent Year (2020-21)
District's Available Reserve Percentages (Criterion 10C, Line 9)	8.0%	8.0%	8.0%
District's Deficit Spending Standard Percentage Levels (one-third of available reserve percentage):	**2.7%**	**2.7%**	**2.7%**

8B. Calculating the District's Deficit Spending Percentages

DATA ENTRY: Current Year data are extracted. If Form MYPI exists, data for the two subsequent years will be extracted; if not, enter data for the two subsequent years into the first and second columns.

Fiscal Year	Projected Year Totals: Net Change in Unrestricted Fund Balance (Form 01I, Section E) (Form MYPI, Line C)	Projected Year Totals: Total Unrestricted Expenditures and Other Financing Uses (Form 01I, Objects 1000-7999) (Form MYPI, Line B11)	Deficit Spending Level (If Net Change in Unrestricted Fund Balance is negative, else N/A)	Status
Current Year (2018-19)	571,217.20	28,716,468.00	N/A	Met
1st Subsequent Year (2019-20)	59,342.00	30,034,575.00	N/A	Met
2nd Subsequent Year (2020-21)	3,215.00	30,896,405.00	N/A	Met

8C. Comparison of District Deficit Spending to the Standard

DATA ENTRY. Enter an explanation if the standard is not met.

1a. STANDARD MET - Unrestricted deficit spending, if any, has not exceeded the standard percentage level in any of the current year or two subsequent fiscal years.

Explanation:
(required if NOT met)

9. CRITERION: Fund and Cash Balances

A. FUND BALANCE STANDARD: Projected general fund balance will be positive at the end of the current fiscal year and two subsequent fiscal years.

9A-1. Determining if the District's General Fund Ending Balance is Positive

DATA ENTRY: Current Year data are extracted. If Form MYPI exists, data for the two subsequent years will be extracted; if not, enter data for the two subsequent years.

Fiscal Year	Ending Fund Balance General Fund Projected Year Totals (Form 01I, Line F2) (Form MYPI, Line D2)	Status
Current Year (2018-19)	6,817,725.00	Met
1st Subsequent Year (2019-20)	6,879,464.00	Met
2nd Subsequent Year (2020-21)	6,887,241.00	Met

9A-2. Comparison of the District's Ending Fund Balance to the Standard

DATA ENTRY: Enter an explanation if the standard is not met.

1a. STANDARD MET - Projected general fund ending balance is positive for the current fiscal year and two subsequent fiscal years.

Explanation:
(required if NOT met)

B. CASH BALANCE STANDARD: Projected general fund cash balance will be positive at the end of the current fiscal year.

9B-1. Determining if the District's Ending Cash Balance is Positive

DATA ENTRY: If Form CASH exists, data will be extracted; if not, data must be entered below.

Fiscal Year	Ending Cash Balance General Fund (Form CASH, Line F, June Column)	Status
Current Year (2018-19)	8,578,047.80	Met

9B-2. Comparison of the District's Ending Cash Balance to the Standard

DATA ENTRY: Enter an explanation if the standard is not met.

1a. STANDARD MET - Projected general fund cash balance will be positive at the end of the current fiscal year.

Explanation:
(required if NOT met)

10. CRITERION: Reserves

STANDARD: Available reserves[1] for any of the current fiscal year or two subsequent fiscal years are not less than the following percentages or amounts[2] as applied to total expenditures and other financing uses[3]:

DATA ENTRY: Current Year data are extracted. If Form MYPI exists, 1st and 2nd Subsequent Year data will be extracted. If not, enter district regular ADA and charter school ADA corresponding to financial data reported in the General Fund, only, for the two subsequent years.

Percentage Level	District ADA		
5% or $67,000 (greater of)	0	to	300
4% or $67,000 (greater of)	301	to	1,000
3%	1,001	to	30,000
2%	30,001	to	400,000
1%	400,001	and	over

[1] Available reserves are the unrestricted amounts in the Stabilization Arrangements, Reserve for Economic Uncertainties, and Unassigned/Unappropriated accounts in the General Fund and Special Reserve Fund for Other Than Capital Outlay Projects. Available reserves will be reduced by any negative ending balances in restricted resources in the General Fund.

[2] Dollar amounts to be adjusted annually by the prior year statutory cost-of-living adjustment (Education Code Section 42238), rounded to the nearest thousand.

[3] A school district that is the Administrative Unit (AU) of a Special Education Local Plan Area (SELPA) may exclude from its expenditures the distribution of funds to its participating members.

	Current Year (2018-19)	1st Subsequent Year (2019-20)	2nd Subsequent Year (2020-21)
District Estimated P-2 ADA (Current Year, Form AI, Lines A4 and C4. Subsequent Years, Form MYPI, Line F2, if available.)	3,065	3,125	3,162
District's Reserve Standard Percentage Level:	3%	3%	3%

10A. Calculating the District's Special Education Pass-through Exclusions (only for districts that serve as the AU of a SELPA)

DATA ENTRY: For SELPA AUs, if Form MYPI exists, all data will be extracted including the Yes/No button selection. If not, click the appropriate Yes or No button for item 1 and, if Yes, enter data for item 2a and for the two subsequent years in item 2b; Current Year data are extracted.

or districts that serve as the AU of a SELPA (Form MYPI, Lines F1a, F1b1, and F1b2):

1. Do you choose to exclude from the reserve calculation the pass-through funds distributed to SELPA members? Yes
2. If you are the SELPA AU and are excluding special education pass-through funds:
   a. Enter the name(s) of the SELPA(s):

	Current Year Projected Year Totals (2018-19)	1st Subsequent Year (2019-20)	2nd Subsequent Year (2020-21)
b. Special Education Pass-through Funds (Fund 10, resources 3300-3499 and 6500-6540, objects 7211-7213 and 7221-7223)	0.00		

10B. Calculating the District's Reserve Standard

DATA ENTRY: If Form MYPI exists, all data will be extracted or calculated. If not, enter data for line 1 for the two subsequent years; Current Year data are extracted.

	Current Year Projected Year Totals (2018-19)	1st Subsequent Year (2019-20)	2nd Subsequent Year (2020-21)
1. Expenditures and Other Financing Uses (Form 01I, objects 1000-7999) (Form MYPI, Line B11)	39,517,922.00	40,262,074.00	41,258,197.00
2. Plus: Special Education Pass-through (Criterion 10A, Line 2b, if Criterion 10A, Line 1 is No)			
3. Total Expenditures and Other Financing Uses (Line B1 plus Line B2)	39,517,922.00	40,262,074.00	41,258,197.00
4. Reserve Standard Percentage Level	3%	3%	3%
5. Reserve Standard - by Percent (Line B3 times Line B4)	1,185,537.66	1,207,862.22	1,237,745.91
6. Reserve Standard - by Amount ($67,000 for districts with less than 1,001 ADA, else 0)	0.00	0.00	0.00
7. **District's Reserve Standard (Greater of Line B5 or Line B6)**	**1,185,537.66**	**1,207,862.22**	**1,237,745.91**

10C. Calculating the District's Available Reserve Amount

DATA ENTRY: All data are extracted from fund data and Form MYPI. If Form MYPI does not exist, enter data for the two subsequent years.

Reserve Amounts (Unrestricted resources 0000-1999 except Line 4)	Current Year Projected Year Totals (2018-19)	1st Subsequent Year (2019-20)	2nd Subsequent Year (2020-21)
1. General Fund - Stabilization Arrangements (Fund 01, Object 9750) (Form MYPI, Line E1a)	0.00	0.00	0.00
2. General Fund - Reserve for Economic Uncertainties (Fund 01, Object 9789) (Form MYPI, Line E1b)	3,159,994.00	3,220,966.00	3,315,664.00
3. General Fund - Unassigned/Unappropriated Amount (Fund 01, Object 9790) (Form MYPI, Line E1c)	0.00	0.00	787.00
4. General Fund - Negative Ending Balances in Restricted Resources (Fund 01, Object 979Z, if negative, for each of resources 2000-9999) (Form MYPI, Line E1d)	0.00	0.00	0.00
5. Special Reserve Fund - Stabilization Arrangements (Fund 17, Object 9750) (Form MYPI, Line E2a)	0.00	0.00	0.00
6. Special Reserve Fund - Reserve for Economic Uncertainties (Fund 17, Object 9789) (Form MYPI, Line E2b)	0.00	0.00	0.00
7. Special Reserve Fund - Unassigned/Unappropriated Amount (Fund 17, Object 9790) (Form MYPI, Line E2c)	0.00	0.00	0.00
8. District's Available Reserve Amount (Lines C1 thru C7)	3,159,994.00	3,220,966.00	3,316,451.00
9. District's Available Reserve Percentage (Information only) (Line 8 divided by Section 10B, Line 3)	8.00%	8.00%	8.04%
District's Reserve Standard (Section 10B, Line 7):	**1,185,537.66**	**1,207,862.22**	**1,237,745.91**
Status:	Met	Met	Met

10D. Comparison of District Reserve Amount to the Standard

DATA ENTRY: Enter an explanation if the standard is not met.

1a. STANDARD MET - Available reserves have met the standard for the current year and two subsequent fiscal years.

Explanation:
(required if NOT met)

SUPPLEMENTAL INFORMATION

DATA ENTRY: Click the appropriate Yes or No button for items S1 through S4. Enter an explanation for each Yes answer.

S1. Contingent Liabilities

1a. Does your district have any known or contingent liabilities (e.g., financial or program audits, litigation, state compliance reviews) that have occurred since first Interim projections that may impact the budget? — No

1b. If Yes, identify the liabilities and how they may impact the budget:

S2. Use of One-time Revenues for Ongoing Expenditures

1a. Does your district have ongoing general fund expenditures funded with one-time revenues that have changed since first interim projections by more than five percent? — No

1b. If Yes, identify the expenditures and explain how the one-time resources will be replaced to continue funding the ongoing expenditures in the following fiscal years:

S3. Temporary Interfund Borrowings

1a. Does your district have projected temporary borrowings between funds? (Refer to Education Code Section 42603) — No

1b. If Yes, identify the interfund borrowings:

S4. Contingent Revenues

1a. Does your district have projected revenues for the current fiscal year or either of the two subsequent fiscal years contingent on reauthorization by the local government, special legislation, or other definitive act (e.g., parcel taxes, forest reserves)? — No

1b. If Yes, identify any of these revenues that are dedicated for ongoing expenses and explain how the revenues will be replaced or expenditures reduced:

S5. Contributions

Identify projected contributions from unrestricted resources in the general fund to restricted resources in the general fund for the current fiscal year and two subsequent fiscal years. Provide an explanation if contributions have changed by more than $20,000 and more than five percent since first interim projections.

Identify projected transfers to or from the general fund to cover operating deficits in either the general fund or any other fund for the current fiscal year and two subsequent fiscal years. Provide an explanation if transfers have changed by more than $20,000 and more than five percent since first interim projections.

Identify capital project cost overruns that have occurred since first interim projections that may impact the general fund budget.

District's Contributions and Transfers Standard:	-5.0% to +5.0% or -$20,000 to +$20,000

S5A. Identification of the District's Projected Contributions, Transfers, and Capital Projects that may Impact the General Fund

DATA ENTRY: First Interim data that exist will be extracted; otherwise, enter data into the first column. For Contributions, the Second Interim's Current Year data will be extracted. Enter Second Interim Contributions for the 1st and 2nd Subsequent Years. For Transfers In and Transfers Out, if Form MYP exists, the data will be extracted into the Second Interim column for the Current Year, and 1st and 2nd Subsequent Years. If Form MYP does not exist, enter data in the Current Year, and 1st and 2nd Subsequent Years. Click on the appropriate button for Item 1d; all other data will be calculated.

Description / Fiscal Year	First Interim (Form 01CSI, Item S5A)	Second Interim Projected Year Totals	Percent Change	Amount of Change	Status
1a. **Contributions, Unrestricted General Fund (Fund 01, Resources 0000-1999, Object 8980)**					
Current Year (2018-19)	(4,528,035.00)	(4,518,236.00)	-0.2%	(9,799.00)	Met
1st Subsequent Year (2019-20)	(4,589,282.00)	(4,589,282.00)	0.0%	0.00	Met
2nd Subsequent Year (2020-21)	(4,702,864.00)	(4,702,864.00)	0.0%	0.00	Met
1b. **Transfers In, General Fund ***					
Current Year (2018-19)	0.00	0.00	0.0%	0.00	Met
1st Subsequent Year (2019-20)	0.00	0.00	0.0%	0.00	Met
2nd Subsequent Year (2020-21)	0.00	0.00	0.0%	0.00	Met
1c. **Transfers Out, General Fund ***					
Current Year (2018-19)	18,000.00	18,000.00	0.0%	0.00	Met
1st Subsequent Year (2019-20)	18,000.00	18,000.00	0.0%	0.00	Met
2nd Subsequent Year (2020-21)	18,000.00	18,000.00	0.0%	0.00	Met

1d. **Capital Project Cost Overruns**

Have capital project cost overruns occurred since first interim projections that may impact the general fund operational budget? No

* Include transfers used to cover operating deficits in either the general fund or any other fund.

S5B. Status of the District's Projected Contributions, Transfers, and Capital Projects

DATA ENTRY: Enter an explanation if Not Met for items 1a-1c or if Yes for Item 1d.

1a. MET - Projected contributions have not changed since first interim projections by more than the standard for the current year and two subsequent fiscal years.

Explanation:
(required if NOT met)

1b. MET - Projected transfers in have not changed since first interim projections by more than the standard for the current year and two subsequent fiscal years.

Explanation:
(required if NOT met)

1c. MET - Projected transfers out have not changed since first interim projections by more than the standard for the current year and two subsequent fiscal years.

Explanation:
(required if NOT met)

1d. NO - There have been no capital project cost overruns occurring since first interim projections that may impact the general fund operational budget.

Project Information:
(required if YES)

S6. Long-term Commitments

Identify all existing and new multiyear commitments[1] and their annual required payment for the current fiscal year and two subsequent fiscal years.

Explain how any increase in annual payments will be funded. Also, explain how any decrease to funding sources used to pay long-term commitments will be replaced.

[1] Include multiyear commitments, multiyear debt agreements, and new programs or contracts that result in long-term obligations.

S6A. Identification of the District's Long-term Commitments

DATA ENTRY: If First Interim data exist (Form 01CSI, Item S6A), long-term commitment data will be extracted and it will only be necessary to click the appropriate button for Item 1b. Extracted data may be overwritten to update long-term commitment data in Item 2, as applicable. If no First Interim data exist, click the appropriate buttons for items 1a and 1b, and enter all other data, as applicable.

1. a. Does your district have long-term (multiyear) commitments? (If No, skip items 1b and 2 and sections S6B and S6C) — Yes

   b. If Yes to Item 1a, have new long-term (multiyear) commitments been incurred since first interim projections? — No

2. If Yes to Item 1a, list (or update) all new and existing multiyear commitments and required annual debt service amounts. Do not include long-term commitments for postemployment benefits other than pensions (OPEB); OPEB is disclosed in Item S7A.

Type of Commitment	# of Years Remaining	SACS Fund and Object Codes Used For: Funding Sources (Revenues)	Debt Service (Expenditures)	Principal Balance as of July 1, 2018
Capital Leases	8	FUND 01	FUND 01	480,195
Certificates of Participation	12	FUND 25	FUND 25	4,426,000
General Obligation Bonds	31	FUND 51	FUND 51	34,095,680
Supp Early Retirement Program				
State School Building Loans				
Compensated Absences				
Other Long-term Commitments (do not include OPEB):				
TOTAL:				39,001,875

Type of Commitment (continued)	Prior Year (2017-18) Annual Payment (P & I)	Current Year (2018-19) Annual Payment (P & I)	1st Subsequent Year (2019-20) Annual Payment (P & I)	2nd Subsequent Year (2020-21) Annual Payment (P & I)
Capital Leases	73,422	73,422	73,422	73,422
Certificates of Participation	399,751	404,839	413,524	420,689
General Obligation Bonds	1,420,000	1,410,000	2,723,037	2,252,363
Supp Early Retirement Program	68,001	68,001	68,001	68,001
State School Building Loans				
Compensated Absences				
Other Long-term Commitments (continued):				
Total Annual Payments:	1,961,174	1,956,262	3,277,984	2,814,475
Has total annual payment increased over prior year (2017-18)?		No	Yes	Yes

S6B. Comparison of the District's Annual Payments to Prior Year Annual Payment

ATA ENTRY: Enter an explanation if Yes.

1a. Yes - Annual payments for long-term commitments have increased in one or more of the current or two subsequent fiscal years. Explain how the increase in annual payments will be funded.

Explanation: (Required if Yes to increase in total annual payments)

This is due to restructuring of GO Bondes. These obligations will be paid from local property taxes.

S6C. Identification of Decreases to Funding Sources Used to Pay Long-term Commitments

DATA ENTRY: Click the appropriate Yes or No button in Item 1; if Yes, an explanation is required in Item 2.

1. Will funding sources used to pay long-term commitments decrease or expire prior to the end of the commitment period, or are they one-time sources?

Yes

2. Yes - Funding sources will decrease or expire prior to the end of the commitment period, or one-time funding sources are being used for long-term commitment annual payments. Provide an explanation for how those funds will be replaced to continue annual debt service commitments.

Explanation: (Required if Yes)

Developer Fees (Fund 25) are used to repay COP debt service. There are sufficient funds available to pay the obligations for the current year and 1 subsequent year. If the funds are due to expire, the district will look at a bond issuance to repay the balance.

S7. Unfunded Liabilities

Identify any changes in estimates for unfunded liabilities since first interim projections, and indicate whether the changes are the result of a new actuarial valuation.

S7A. Identification of the District's Estimated Unfunded Liability for Postemployment Benefits Other Than Pensions (OPEB)

DATA ENTRY: Click the appropriate button(s) for items 1a-1c, as applicable. First Interim data that exist (Form 01CSI, Item S7A) will be extracted; otherwise, enter First Interim and Second Interim data in items 2-4.

1. a. Does your district provide postemployment benefits other than pensions (OPEB)? (If No, skip items 1b-4) — Yes

   b. If Yes to Item 1a, have there been changes since first interim in OPEB liabilities? — No

   c. If Yes to Item 1a, have there been changes since first interim in OPEB contributions? — No

2. OPEB Liabilities

	First Interim (Form 01CSI, Item S7A)	Second Interim
a. Total OPEB liability	4,136,750.00	4,136,750.00
b. OPEB plan(s) fiduciary net position (if applicable)	0.00	0.00
c. Total/Net OPEB liability (Line 2a minus Line 2b)	4,136,750.00	4,136,750.00
d. Is total OPEB liability based on the district's estimate or an actuarial valuation?	Actuarial	Actuarial
e. If based on an actuarial valuation, indicate the date of the OPEB valuation.	Oct 16, 2018	Oct 16, 2018

3. OPEB Contributions

a. OPEB actuarially determined contribution (ADC) if available, per actuarial valuation or Alternative Measurement Method

	First Interim (Form 01CSI, Item S7A)	Second Interim
Current Year (2018-19)	456,463.00	456,463.00
1st Subsequent Year (2019-20)	456,463.00	456,463.00
2nd Subsequent Year (2020-21)	456,463.00	456,463.00

b. OPEB amount contributed (for this purpose, include premiums paid to a self-insurance fund) (Funds 01-70, objects 3701-3752)

Current Year (2018-19)	53,789.00	54,340.00
1st Subsequent Year (2019-20)	64,079.00	64,079.00
2nd Subsequent Year (2020-21)	76,367.00	76,367.00

c. Cost of OPEB benefits (equivalent of "pay-as-you-go" amount)

Current Year (2018-19)	57,506.00	57,506.00
1st Subsequent Year (2019-20)	64,079.00	64,079.00
2nd Subsequent Year (2020-21)	76,367.00	76,367.00

d. Number of retirees receiving OPEB benefits

Current Year (2018-19)	32	32
1st Subsequent Year (2019-20)	34	34
2nd Subsequent Year (2020-21)	34	34

4. Comments:

S7B. Identification of the District's Unfunded Liability for Self-insurance Programs

DATA ENTRY: Click the appropriate button(s) for items 1a-1c, as applicable. First Interim data that exist (Form 01CSI, Item S7B) will be extracted; otherwise, enter First Interim and Second Interim data in items 2-4.

1. a. Does your district operate any self-insurance programs such as workers' compensation, employee health and welfare, or property and liability? (Do not include OPEB; which is covered in Section S7A) (If No, skip items 1b-4)

   No

   b. If Yes to item 1a, have there been changes since first interim in self-insurance liabilities?

   n/a

   c. If Yes to item 1a, have there been changes since first interim in self-insurance contributions?

   n/a

2. Self-Insurance Liabilities

	First Interim (Form 01CSI, Item S7B)	Second Interim
a. Accrued liability for self-insurance programs		
b. Unfunded liability for self-insurance programs		

3. Self-Insurance Contributions

	First Interim (Form 01CSI, Item S7B)	Second Interim
a. Required contribution (funding) for self-insurance programs		
Current Year (2018-19)		
1st Subsequent Year (2019-20)		
2nd Subsequent Year (2020-21)		
b. Amount contributed (funded) for self-insurance programs		
Current Year (2018-19)		
1st Subsequent Year (2019-20)		
2nd Subsequent Year (2020-21)		

4. Comments:

S8. Status of Labor Agreements

Analyze the status of all employee labor agreements. Identify new labor agreements that have been ratified since first interim projections, as well as new commitments provided as part of previously ratified multiyear agreements; and include all contracts, including all administrator contracts (and including all compensation). For new agreements, indicate the date of the required board meeting. Compare the increase in new commitments to the projected increase in ongoing revenues and explain how these commitments will be funded in future fiscal years.

If salary and benefit negotiations are not finalized, upon settlement with certificated or classified staff:

The school district must determine the cost of the settlement, including salaries, benefits, and any other agreements that change costs, and provide the county office of education (COE) with an analysis of the cost of the settlement and its impact on the operating budget.

The county superintendent shall review the analysis relative to the criteria and standards and may provide written comments to the president of the district governing board and superintendent.

S8A. Cost Analysis of District's Labor Agreements - Certificated (Non-management) Employees

DATA ENTRY: Click the appropriate Yes or No button for "Status of Certificated Labor Agreements as of the Previous Reporting Period." There are no extractions in this section.

Status of Certificated Labor Agreements as of the Previous Reporting Period
Were all certificated labor negotiations settled as of first interim projections? Yes

If Yes, complete number of FTEs, then skip to section S8B.
If No, continue with section S8A.

Certificated (Non-management) Salary and Benefit Negotiations

	Prior Year (2nd Interim) (2017-18)	Current Year (2018-19)	1st Subsequent Year (2019-20)	2nd Subsequent Year (2020-21)
Number of certificated (non-management) full-time-equivalent (FTE) positions	148.5	158.0	158.0	158.0

1a. Have any salary and benefit negotiations been settled since first interim projections? n/a

If Yes, and the corresponding public disclosure documents have been filed with the COE, complete questions 2 and 3.
If Yes, and the corresponding public disclosure documents have not been filed with the COE, complete questions 2-5.
If No, complete questions 6 and 7.

1b. Are any salary and benefit negotiations still unsettled? No
If Yes, complete questions 6 and 7.

Negotiations Settled Since First Interim Projections

2a. Per Government Code Section 3547.5(a), date of public disclosure board meeting:

2b. Per Government Code Section 3547.5(b), was the collective bargaining agreement certified by the district superintendent and chief business official?
If Yes, date of Superintendent and CBO certification:

3. Per Government Code Section 3547.5(c), was a budget revision adopted to meet the costs of the collective bargaining agreement? n/a
If Yes, date of budget revision board adoption:

4. Period covered by the agreement: Begin Date: End Date:

5. Salary settlement:

	Current Year (2018-19)	1st Subsequent Year (2019-20)	2nd Subsequent Year (2020-21)
Is the cost of salary settlement included in the interim and multiyear projections (MYPs)?			
One Year Agreement			
Total cost of salary settlement			
% change in salary schedule from prior year			
or			
Multiyear Agreement			
Total cost of salary settlement			
% change in salary schedule from prior year (may enter text, such as "Reopener")			

Identify the source of funding that will be used to support multiyear salary commitments:

Negotiations Not Settled

6. Cost of a one percent increase in salary and statutory benefits

7. Amount included for any tentative salary schedule increases

	Current Year (2018-19)	1st Subsequent Year (2019-20)	2nd Subsequent Year (2020-21)

Certificated (Non-management) Health and Welfare (H&W) Benefits

	Current Year (2018-19)	1st Subsequent Year (2019-20)	2nd Subsequent Year (2020-21)
1. Are costs of H&W benefit changes included in the interim and MYPs?			
2. Total cost of H&W benefits			
3. Percent of H&W cost paid by employer			
4. Percent projected change in H&W cost over prior year			

Certificated (Non-management) Prior Year Settlements Negotiated Since First Interim Projections

Are any new costs negotiated since first interim projections for prior year settlements included in the Interim?

If Yes, amount of new costs included in the interim and MYPs			

If Yes, explain the nature of the new costs:

Certificated (Non-management) Step and Column Adjustments

	Current Year (2018-19)	1st Subsequent Year (2019-20)	2nd Subsequent Year (2020-21)
1. Are step & column adjustments included in the interim and MYPs?			
2. Cost of step & column adjustments			
3. Percent change in step & column over prior year			

Certificated (Non-management) Attrition (layoffs and retirements)

	Current Year (2018-19)	1st Subsequent Year (2019-20)	2nd Subsequent Year (2020-21)
1. Are savings from attrition included in the interim and MYPs?			
2. Are additional H&W benefits for those laid-off or retired employees included in the interim and MYPs?			

Certificated (Non-management) - Other

List other significant contract changes that have occurred since first interim projections and the cost impact of each change (i.e., class size, hours of employment, leave of absence, bonuses, etc.):

S8B. Cost Analysis of District's Labor Agreements - Classified (Non-management) Employees

DATA ENTRY: Click the appropriate Yes or No button for "Status of Classified Labor Agreements as of the Previous Reporting Period." There are no extractions in this section.

Status of Classified Labor Agreements as of the Previous Reporting Period

Were all classified labor negotiations settled as of first interim projections? Yes

If Yes, complete number of FTEs, then skip to section S8C.
If No, continue with section S8B.

Classified (Non-management) Salary and Benefit Negotiations

	Prior Year (2nd Interim) (2017-18)	Current Year (2018-19)	1st Subsequent Year (2019-20)	2nd Subsequent Year (2020-21)
Number of classified (non-management) FTE positions	137.6	137.5	137.5	137.5

1a. Have any salary and benefit negotiations been settled since first interim projections? n/a

If Yes, and the corresponding public disclosure documents have been filed with the COE, complete questions 2 and 3.
If Yes, and the corresponding public disclosure documents have not been filed with the COE, complete questions 2-5.
If No, complete questions 6 and 7.

1b. Are any salary and benefit negotiations still unsettled? No

If Yes, complete questions 6 and 7.

Negotiations Settled Since First Interim Projections

2a. Per Government Code Section 3547.5(a), date of public disclosure board meeting:

2b. Per Government Code Section 3547.5(b), was the collective bargaining agreement certified by the district superintendent and chief business official?

If Yes, date of Superintendent and CBO certification:

3. Per Government Code Section 3547.5(c), was a budget revision adopted to meet the costs of the collective bargaining agreement? n/a

If Yes, date of budget revision board adoption:

4. Period covered by the agreement: Begin Date: End Date:

5. Salary settlement:

	Current Year (2018-19)	1st Subsequent Year (2019-20)	2nd Subsequent Year (2020-21)
Is the cost of salary settlement included in the interim and multiyear projections (MYPs)?			
One Year Agreement			
Total cost of salary settlement			
% change in salary schedule from prior year			
or			
Multiyear Agreement			
Total cost of salary settlement			
% change in salary schedule from prior year (may enter text, such as "Reopener")			

Identify the source of funding that will be used to support multiyear salary commitments:

Negotiations Not Settled

6. Cost of a one percent increase in salary and statutory benefits

	Current Year (2018-19)	1st Subsequent Year (2019-20)	2nd Subsequent Year (2020-21)
7. Amount included for any tentative salary schedule increases			

Classified (Non-management) Health and Welfare (H&W) Benefits

	Current Year (2018-19)	1st Subsequent Year (2019-20)	2nd Subsequent Year (2020-21)
1. Are costs of H&W benefit changes included in the interim and MYPs?			
2. Total cost of H&W benefits			
3. Percent of H&W cost paid by employer			
4. Percent projected change in H&W cost over prior year			

Classified (Non-management) Prior Year Settlements Negotiated Since First Interim

Are any new costs negotiated since first interim for prior year settlements included in the interim?			
If Yes, amount of new costs included in the interim and MYPs			

If Yes, explain the nature of the new costs:

Classified (Non-management) Step and Column Adjustments

	Current Year (2018-19)	1st Subsequent Year (2019-20)	2nd Subsequent Year (2020-21)
1. Are step & column adjustments included in the interim and MYPs?			
2. Cost of step & column adjustments			
3. Percent change in step & column over prior year			

Classified (Non-management) Attrition (layoffs and retirements)

	Current Year (2018-19)	1st Subsequent Year (2019-20)	2nd Subsequent Year (2020-21)
1. Are savings from attrition included in the interim and MYPs?			
2. Are additional H&W benefits for those laid-off or retired employees included in the interim and MYPs?			

Classified (Non-management) - Other

List other significant contract changes that have occurred since first interim and the cost impact of each (i.e., hours of employment, leave of absence, bonuses, etc.):

S8C. Cost Analysis of District's Labor Agreements - Management/Supervisor/Confidential Employees

DATA ENTRY: Click the appropriate Yes or No button for "Status of Management/Supervisor/Confidential Labor Agreements as of the Previous Reporting Period." There are no extractions in this section.

Status of Management/Supervisor/Confidential Labor Agreements as of the Previous Reporting Period

Were all managerial/confidential labor negotiations settled as of first Interim projections? Yes

If Yes or n/a, complete number of FTEs, then skip to S9.
If No, continue with section S8C.

Management/Supervisor/Confidential Salary and Benefit Negotiations

	Prior Year (2nd Interim) (2017-18)	Current Year (2018-19)	1st Subsequent Year (2019-20)	2nd Subsequent Year (2020-21)
Number of management, supervisor, and confidential FTE positions	41.6	45.6	47.6	47.6

1a. Have any salary and benefit negotiations been settled since first Interim projections? n/a

If Yes, complete question 2.
If No, complete questions 3 and 4.

1b. Are any salary and benefit negotiations still unsettled? No

If Yes, complete questions 3 and 4.

Negotiations Settled Since First Interim Projections

2. Salary settlement:

	Current Year (2018-19)	1st Subsequent Year (2019-20)	2nd Subsequent Year (2020-21)
Is the cost of salary settlement included in the interim and multiyear projections (MYPs)?			
Total cost of salary settlement			
Change in salary schedule from prior year (may enter text, such as "Reopener")			

Negotiations Not Settled

3. Cost of a one percent increase in salary and statutory benefits

4. Amount included for any tentative salary schedule increases

Current Year (2018-19)	1st Subsequent Year (2019-20)	2nd Subsequent Year (2020-21)

Management/Supervisor/Confidential Health and Welfare (H&W) Benefits

	Current Year (2018-19)	1st Subsequent Year (2019-20)	2nd Subsequent Year (2020-21)
1. Are costs of H&W benefit changes included in the interim and MYPs?			
2. Total cost of H&W benefits			
3. Percent of H&W cost paid by employer			
4. Percent projected change in H&W cost over prior year			

Management/Supervisor/Confidential Step and Column Adjustments

	Current Year (2018-19)	1st Subsequent Year (2019-20)	2nd Subsequent Year (2020-21)
1. Are step & column adjustments included in the interim and MYPs?			
2. Cost of step & column adjustments			
3. Percent change in step and column over prior year			

Management/Supervisor/Confidential Other Benefits (mileage, bonuses, etc.)

	Current Year (2018-19)	1st Subsequent Year (2019-20)	2nd Subsequent Year (2020-21)
1. Are costs of other benefits included in the interim and MYPs?			
2. Total cost of other benefits			
3. Percent change in cost of other benefits over prior year			

S9. Status of Other Funds

Analyze the status of other funds that may have negative fund balances at the end of the current fiscal year. If any other fund has a projected negative fund balance, prepare an interim report and multiyear projection for that fund. Explain plans for how and when the negative fund balance will be addressed.

S9A. Identification of Other Funds with Negative Ending Fund Balances

DATA ENTRY: Click the appropriate button in Item 1. If Yes, enter data in Item 2 and provide the reports referenced in Item 1.

1. Are any funds other than the general fund projected to have a negative fund balance at the end of the current fiscal year? No

   If Yes, prepare and submit to the reviewing agency a report of revenues, expenditures, and changes in fund balance (e.g., an interim fund report) and a multiyear projection report for each fund.

2. If Yes, identify each fund, by name and number, that is projected to have a negative ending fund balance for the current fiscal year. Provide reasons for the negative balance(s) and explain the plan for how and when the problem(s) will be corrected.

ADDITIONAL FISCAL INDICATORS

The following fiscal indicators are designed to provide additional data for reviewing agencies. A "Yes" answer to any single indicator does not necessarily suggest a cause for concern, but may alert the reviewing agency to the need for additional review.

DATA ENTRY: Click the appropriate Yes or No button for items A2 through A9; Item A1 is automatically completed based on data from Criterion 9.

A1.	Do cash flow projections show that the district will end the current fiscal year with a negative cash balance in the general fund? (Data from Criterion 9B-1, Cash Balance, are used to determine Yes or No)	No
A2.	Is the system of personnel position control independent from the payroll system?	Yes
A3.	Is enrollment decreasing in both the prior and current fiscal years?	No
A4.	Are new charter schools operating in district boundaries that impact the district's enrollment, either in the prior or current fiscal year?	No
A5.	Has the district entered into a bargaining agreement where any of the current or subsequent fiscal years of the agreement would result in salary increases that are expected to exceed the projected state funded cost-of-living adjustment?	No
A6.	Does the district provide uncapped (100% employer paid) health benefits for current or retired employees?	No
A7.	Is the district's financial system independent of the county office system?	No
A8.	Does the district have any reports that indicate fiscal distress pursuant to Education Code Section 42127.6(a)? (If Yes, provide copies to the county office of education.)	No
A9.	Have there been personnel changes in the superintendent or chief business official positions within the last 12 months?	No

When providing comments for additional fiscal indicators, please include the item number applicable to each comment.

Comments:
(optional)

End of School District Second Interim Criteria and Standards Review

Description	ESTIMATED FUNDED ADA Original Budget (A)	ESTIMATED FUNDED ADA Board Approved Operating Budget (B)	ESTIMATED P-2 REPORT ADA Projected Year Totals (C)	ESTIMATED FUNDED ADA Projected Year Totals (D)	DIFFERENCE (Col. D - B) (E)	PERCENTAGE DIFFERENCE (Col. E / B) (F)
A. DISTRICT						
1. Total District Regular ADA Includes Opportunity Classes, Home & Hospital, Special Day Class, Continuation Education, Special Education NPS/LCI and Extended Year, and Community Day School (includes Necessary Small School ADA)	3,057.06	3,064.79	3,064.79	3,064.79	0.00	0%
2. Total Basic Aid Choice/Court Ordered Voluntary Pupil Transfer Regular ADA Includes Opportunity Classes, Home & Hospital, Special Day Class, Continuation Education, Special Education NPS/LCI and Extended Year, and Community Day School (ADA not included in Line A1 above)	0.00	0.00	0.00	0.00	0.00	0%
3. Total Basic Aid Open Enrollment Regular ADA Includes Opportunity Classes, Home & Hospital, Special Day Class, Continuation Education, Special Education NPS/LCI and Extended Year, and Community Day School (ADA not included in Line A1 above)	0.00	0.00	0.00	0.00	0.00	0%
4. Total, District Regular ADA (Sum of Lines A1 through A3)	3,057.06	3,064.79	3,064.79	3,064.79	0.00	0%
5. District Funded County Program ADA						
a. County Community Schools	2.72	13.29	13.29	13.29	0.00	0%
b. Special Education-Special Day Class	3.02	3.59	3.59	3.59	0.00	0%
c. Special Education-NPS/LCI	11.13	4.63	4.63	4.63	0.00	0%
d. Special Education Extended Year	0.00	0.70	0.70	0.70	0.00	0%
e. Other County Operated Programs: Opportunity Schools and Full Day Opportunity Classes, Specialized Secondary Schools	0.00	0.00	0.00	0.00	0.00	0%
f. County School Tuition Fund (Out of State Tuition) [EC 2000 and 46380]	0.00	0.00	0.00	0.00	0.00	0%
g. Total, District Funded County Program ADA (Sum of Lines A5a through A5f)	16.87	22.21	22.21	22.21	0.00	0%
6. TOTAL DISTRICT ADA (Sum of Line A4 and Line A5g)	3,073.93	3,087.00	3,087.00	3,087.00	0.00	0%
7. Adults in Correctional Facilities	0.00	0.00	0.00	0.00	0.00	0%
8. Charter School ADA (Enter Charter School ADA using Tab C. Charter School ADA)						

	Object	Beginning Balances (Ref. Only)	July	August	September	October	November	December	January	February
ACTUALS THROUGH THE MONTH OF (Enter Month Name):										
A. BEGINNING CASH			7,266,172.00	6,925,336.00	7,440,247.00	9,433,936.00	10,443,254.00	7,425,823.00	9,363,170.00	8,778,224.00
B. RECEIPTS										
LCFF/Revenue Limit Sources										
Principal Apportionment	8010-8019		3,270,438.00	3,270,438.00	4,397,441.00	3,270,438.00	0.00	1,127,004.00	1,308,175.00	1,875,431.53
Property Taxes	8020-8079		0.00	0.00	0.00	0.00	0.00	3,379,133.00	(20,951.00)	0.00
Miscellaneous Funds	8080-8099		0.00	(281.00)	(563.00)	(375.00)	(375.00)	(375.00)	243,983.00	(355.33)
Federal Revenue	8100-8299		0.00	0.00	96,409.00	102,209.00	(4,972.00)	358,450.00	165,172.00	5,939.54
Other State Revenue	8300-8599		0.00	0.00	763,565.00	605,317.00	0.00	82,005.00	512,296.00	31,584.18
Other Local Revenue	8600-8799		62,739.00	54,739.00	104,093.00	204,150.00	143,085.00	132,983.00	438,729.00	169,809.30
Interfund Transfers In	8910-8929		0.00	0.00	0.00	0.00	0.00	0.00	0.00	0.00
All Other Financing Sources	8930-8979		0.00	0.00	0.00	0.00	0.00	0.00	0.00	0.00
TOTAL RECEIPTS			3,333,177.00	3,324,896.00	5,360,945.00	4,181,739.00	137,738.00	5,079,200.00	2,647,406.00	2,082,409.22
C. DISBURSEMENTS										
Certificated Salaries	1000-1999		390,693.00	1,263,241.00	1,283,262.00	1,310,602.00	1,308,030.00	1,350,555.00	1,269,664.00	1,265,904.32
Classified Salaries	2000-2999		418,307.00	428,509.00	450,301.00	451,122.00	469,458.00	457,806.00	446,121.00	449,669.04
Employee Benefits	3000-3999		352,965.00	563,963.00	580,951.00	587,402.00	585,543.00	599,025.00	586,349.00	548,358.16
Books and Supplies	4000-4999		256,129.00	313,959.00	387,283.00	359,409.00	296,727.00	118,710.00	68,454.00	153,097.25
Services	5000-5999		450,467.00	279,448.00	363,557.00	455,700.00	429,984.00	492,396.00	589,145.00	563,540.76
Capital Outlay	6000-6599		49,753.00	72,896.00	100,401.00	48,930.00	166,992.00	8,987.00	86,343.00	72,450.60
Other Outgo	7000-7499		6,436.00	6,437.00	6,437.00	6,437.00	0.00	98,352.00	176,817.00	145,581.02
Interfund Transfers Out	7600-7629		0.00	0.00	0.00	0.00	0.00	0.00	0.00	0.00
All Other Financing Uses	7630-7699		0.00	0.00	0.00	0.00	0.00	0.00	0.00	0.00
TOTAL DISBURSEMENTS			1,924,750.00	2,928,453.00	3,172,192.00	3,219,602.00	3,256,734.00	3,125,831.00	3,222,893.00	3,198,601.15
D. BALANCE SHEET ITEMS										
Assets and Deferred Outflows										
Cash Not In Treasury	9111-9199	5,000.00								
Accounts Receivable	9200-9299		64,219.00	152,573.00	126,891.00	59,978.00	131,112.00	0.00	0.00	1,434.00
Due From Other Funds	9310		0.00	0.00	0.00	0.00	0.00	0.00	0.00	8,958.00
Stores	9320		0.00	0.00	0.00	0.00	0.00	0.00	0.00	0.00
Prepaid Expenditures	9330		0.00	0.00	0.00	0.00	0.00	0.00	0.00	0.00
Other Current Assets	9340		0.00	0.00	0.00	0.00	0.00	0.00	0.00	0.00
Deferred Outflows of Resources	9490		0.00	0.00	0.00	0.00	0.00	0.00	0.00	0.00
SUBTOTAL		5,000.00	64,219.00	152,573.00	126,891.00	59,978.00	131,112.00	0.00	0.00	10,392.00
Liabilities and Deferred Inflows										
Accounts Payable	9500-9599		1,813,482.00	34,105.00	(3,008.00)	12,797.00	29,547.00	16,022.00	9,459.00	152,147.00
Due To Other Funds	9610		0.00	0.00	0.00	0.00	0.00	0.00	0.00	0.00
Current Loans	9640		0.00	0.00	0.00	0.00	0.00	0.00	0.00	0.00
Unearned Revenues	9650		0.00	0.00	324,963.00	0.00	0.00	0.00	0.00	0.00
Deferred Inflows of Resources	9690		0.00	0.00	0.00	0.00	0.00	0.00	0.00	0.00
SUBTOTAL		0.00	1,813,482.00	34,105.00	321,955.00	12,797.00	29,547.00	16,022.00	9,459.00	152,147.00
Nonoperating										
Suspense Clearing	9910		0.00	0.00	0.00	0.00	0.00	0.00	0.00	0.00
TOTAL BALANCE SHEET ITEMS		5,000.00	(1,749,263.00)	118,468.00	(195,064.00)	47,181.00	101,565.00	(16,022.00)	(9,459.00)	(141,755.00)
E. NET INCREASE/DECREASE (B - C + D)			(340,836.00)	514,911.00	1,993,689.00	1,009,318.00	(3,017,431.00)	1,937,347.00	(584,946.00)	(1,257,946.93)
F. ENDING CASH (A + E)			6,925,336.00	7,440,247.00	9,433,936.00	10,443,254.00	7,425,823.00	9,363,170.00	8,778,224.00	7,520,277.07
G. ENDING CASH, PLUS CASH ACCRUALS AND ADJUSTMENTS										

	Object	March	April	May	June	Accruals	Adjustments	TOTAL	BUDGET
ACTUALS THROUGH THE MONTH OF (Enter Month Name):									
A. BEGINNING CASH		7,520,277.07	7,948,952.78	8,991,632.95	7,555,933.15				
B. RECEIPTS									
LCFF/Revenue Limit Sources									
Principal Apportionment	8010-8019	2,874,768.62	1,539,193.45	1,540,533.04	2,318,018.36	0.00		26,791,879.00	26,791,879.00
Property Taxes	8020-8079	48,198.75	2,075,082.06	(237,550.96)	494,034.15	0.00		5,737,946.00	5,737,946.00
Miscellaneous Funds	8080-8099	(1,421.30)	675.12	675.12	113,737.39	0.00		355,325.00	355,325.00
Federal Revenue	8100-8299	192,045.26	12,671.03	41,972.78	494,962.00	514,989.39		1,979,848.00	1,979,848.00
Other State Revenue	8300-8599	221,091.37	189,506.89	252,675.86	252,675.86	247,729.04		3,158,448.20	3,158,448.20
Other Local Revenue	8600-8799	226,412.40	226,412.40	198,110.85	868,892.05	0.00		2,830,155.00	2,830,155.00
Interfund Transfers In	8910-8929	0.00	0.00	0.00	0.00	0.00		0.00	0.00
All Other Financing Sources	8930-8979	0.00	0.00	0.00	0.00	0.00		0.00	0.00
TOTAL RECEIPTS		3,561,095.10	4,043,540.95	1,796,416.69	4,542,319.81	762,718.43	0.00	40,853,601.20	40,853,601.20
C. DISBURSEMENTS									
Certificated Salaries	1000-1999	1,265,904.32	1,265,904.32	1,265,904.32	1,424,142.36	1,159,997.36		15,823,804.00	15,823,804.00
Classified Salaries	2000-2999	449,669.04	449,669.04	449,669.04	449,669.04	250,893.80		5,620,863.00	5,620,863.00
Employee Benefits	3000-3999	530,536.52	548,358.16	548,358.16	548,358.16	274,309.84		6,854,477.00	6,854,477.00
Books and Supplies	4000-4999	114,251.68	285,629.20	114,251.68	142,814.60	245,576.59		2,856,292.00	2,856,292.00
Services	5000-5999	626,156.40	250,462.56	633,670.28	563,540.76	563,496.24		6,261,564.00	6,261,564.00
Capital Outlay	6000-6599	144,901.20	84,525.70	156,976.30	181,126.50	33,227.70		1,207,510.00	1,207,510.00
Other Outgo	7000-7499	8,754.12	131,311.80	96,295.32	192,553.74	0.00		875,412.00	875,412.00
Interfund Transfers Out	7600-7629	0.00	0.00	0.00	18,000.00	0.00		18,000.00	18,000.00
All Other Financing Uses	7630-7699	0.00	0.00	0.00	0.00			0.00	0.00
TOTAL DISBURSEMENTS		3,140,173.28	3,015,860.78	3,265,125.10	3,520,205.16	2,527,501.53	0.00	39,517,922.00	39,517,922.00
D. BALANCE SHEET ITEMS									
Assets and Deferred Outflows									
Cash Not In Treasury	9111-9199							0.00	
Accounts Receivable	9200-9299	15,000.00	15,000.00	33,008.61	0.00	0.00		599,215.61	
Due From Other Funds	9310	0.00	0.00	0.00	0.00	0.00		8,958.00	
Stores	9320	0.00	0.00	0.00	0.00	0.00		0.00	
Prepaid Expenditures	9330	0.00	0.00	0.00	0.00	0.00		0.00	
Other Current Assets	9340	0.00	0.00	0.00	0.00	0.00		0.00	
Deferred Outflows of Resources	9490	0.00	0.00	0.00	0.00	0.00		0.00	
SUBTOTAL		15,000.00	15,000.00	33,008.61	0.00	0.00	0.00	608,173.61	
Liabilities and Deferred Inflows									
Accounts Payable	9500-9599	7,246.11	0.00	0.00		0.00		2,071,797.11	
Due To Other Funds	9610	0.00	0.00	0.00		0.00		0.00	
Current Loans	9640	0.00	0.00	0.00		0.00		0.00	
Unearned Revenues	9650	0.00	0.00	0.00		0.00		324,963.00	
Deferred Inflows of Resources	9690	0.00	0.00	0.00		0.00		0.00	
SUBTOTAL		7,246.11	0.00	0.00	0.00	0.00	0.00	2,396,760.11	
Nonoperating									
Suspense Clearing	9910	0.00	0.00	0.00				0.00	
TOTAL BALANCE SHEET ITEMS		7,753.89	15,000.00	33,008.61	0.00	0.00	0.00	(1,788,586.50)	
E. NET INCREASE/DECREASE (B - C + D)		428,675.71	1,042,680.17	(1,435,699.80)	1,022,114.65	(1,764,783.10)	0.00	(452,907.30)	1,335,679.20
F. ENDING CASH (A + E)		7,948,952.78	8,991,632.95	7,555,933.15	8,578,047.80				
G. ENDING CASH, PLUS CASH ACCRUALS AND ADJUSTMENTS								6,813,264.70	

Description	Object Codes	Projected Year Totals (Form 01I) (A)	% Change (Cols. C-A/A) (B)	2019-20 Projection (C)	% Change (Cols. E-C/C) (D)	2020-21 Projection (E)
(Enter projections for subsequent years 1 and 2 in Columns C and E; current year - Column A - is extracted)						
A. REVENUES AND OTHER FINANCING SOURCES						
1. LCFF/Revenue Limit Sources	8010-8099	32,474,304.00	4.45%	33,920,131.00	2.72%	34,841,456.00
2. Federal Revenues	8100-8299	4,072.00	0.00%	4,072.00	0.00%	4,072.00
3. Other State Revenues	8300-8599	1,046,827.20	-53.83%	483,278.00	0.18%	484,157.00
4. Other Local Revenues	8600-8799	280,718.00	-1.78%	275,718.00	-1.06%	272,799.00
5. Other Financing Sources						
a. Transfers In	8900-8929	0.00	0.00%	0.00	0.00%	0.00
b. Other Sources	8930-8979	0.00	0.00%	0.00	0.00%	0.00
c. Contributions	8980-8999	(4,518,236.00)	1.57%	(4,589,282.00)	2.47%	(4,702,864.00)
6. Total (Sum lines A1 thru A5c)		29,287,685.20	2.75%	30,093,917.00	2.68%	30,899,620.00
B. EXPENDITURES AND OTHER FINANCING USES						
1. Certificated Salaries						
a. Base Salaries				13,671,676.00		14,443,053.00
b. Step & Column Adjustment				205,075.00		216,646.00
c. Cost-of-Living Adjustment				416,302.00		293,194.00
d. Other Adjustments				150,000.00		0.00
e. Total Certificated Salaries (Sum lines B1a thru B1d)	1000-1999	13,671,676.00	5.64%	14,443,053.00	3.53%	14,952,893.00
2. Classified Salaries						
a. Base Salaries				3,502,285.00		3,741,463.00
b. Step & Column Adjustment				52,534.00		56,122.00
c. Cost-of-Living Adjustment				106,644.00		75,952.00
d. Other Adjustments				80,000.00		0.00
e. Total Classified Salaries (Sum lines B2a thru B2d)	2000-2999	3,502,285.00	6.83%	3,741,463.00	3.53%	3,873,537.00
3. Employee Benefits	3000-3999	5,381,989.00	8.92%	5,862,298.00	5.88%	6,206,975.00
4. Books and Supplies	4000-4999	1,854,359.00	3.18%	1,913,328.00	-0.70%	1,900,000.00
5. Services and Other Operating Expenditures	5000-5999	3,701,718.00	3.18%	3,819,433.00	0.01%	3,820,000.00
6. Capital Outlay	6000-6999	651,566.00	-53.96%	300,000.00	-33.33%	200,000.00
7. Other Outgo (excluding Transfers of Indirect Costs)	7100-7299, 7400-7499	137,669.00	1.69%	140,000.00	0.00%	140,000.00
8. Other Outgo - Transfers of Indirect Costs	7300-7399	(202,794.00)	0.10%	(203,000.00)	5.91%	(215,000.00)
9. Other Financing Uses						
a. Transfers Out	7600-7629	18,000.00	0.00%	18,000.00	0.00%	18,000.00
b. Other Uses	7630-7699	0.00	0.00%	0.00	0.00%	0.00
10. Other Adjustments (Explain in Section F below)				0.00		0.00
11. Total (Sum lines B1 thru B10)		28,716,468.00	4.59%	30,034,575.00	2.87%	30,896,405.00
C. NET INCREASE (DECREASE) IN FUND BALANCE (Line A6 minus line B11)		571,217.20		59,342.00		3,215.00
D. FUND BALANCE						
1. Net Beginning Fund Balance (Form 01I, line F1e)		5,019,724.76		5,590,941.96		5,650,283.96
2. Ending Fund Balance (Sum lines C and D1)		5,590,941.96		5,650,283.96		5,653,498.96
3. Components of Ending Fund Balance (Form 01I)						
a. Nonspendable	9710-9719	5,000.00		5,000.00		5,000.00
b. Restricted	9740					
c. Committed						
1. Stabilization Arrangements	9750	0.00		0.00		0.00
2. Other Commitments	9760	0.00		0.00		0.00
d. Assigned	9780	2,425,947.96		2,424,317.96		2,332,047.96
e. Unassigned/Unappropriated						
1. Reserve for Economic Uncertainties	9789	3,159,994.00		3,220,966.00		3,315,664.00
2. Unassigned/Unappropriated	9790	0.00		0.00		787.00
f. Total Components of Ending Fund Balance (Line D3f must agree with line D2)		5,590,941.96		5,650,283.96		5,653,498.96

Description	Object Codes	Projected Year Totals (Form 01I) (A)	% Change (Cols. C-A/A) (B)	2019-20 Projection (C)	% Change (Cols. E-C/C) (D)	2020-21 Projection (E)
E. AVAILABLE RESERVES						
1. General Fund						
a. Stabilization Arrangements	9750	0.00		0.00		0.00
b. Reserve for Economic Uncertainties	9789	3,159,994.00		3,220,966.00		3,315,664.00
c. Unassigned/Unappropriated	9790	0.00		0.00		787.00
(Enter other reserve projections in Columns C and E for subsequent years 1 and 2; current year - Column A - is extracted)						
2. Special Reserve Fund - Noncapital Outlay (Fund 17)						
a. Stabilization Arrangements	9750	0.00		0.00		0.00
b. Reserve for Economic Uncertainties	9789	0.00		0.00		0.00
c. Unassigned/Unappropriated	9790	0.00		0.00		0.00
3. Total Available Reserves (Sum lines E1a thru E2c)		3,159,994.00		3,220,966.00		3,316,451.00

F. ASSUMPTIONS

Please provide below or on a separate attachment, the assumptions used to determine the projections for the first and second subsequent fiscal years. Further, please include an explanation for any significant expenditure adjustments projected in lines B1d, B2d, and B10. For additional information, please refer to the Budget Assumptions section of the SACS Financial Reporting Software User Guide.

B1d, and B2d represent adjustments for anticipated new staff positions for 19-20.

Description	Object Codes	Projected Year Totals (Form 01I) (A)	% Change (Cols. C-A/A) (B)	2019-20 Projection (C)	% Change (Cols. E-C/C) (D)	2020-21 Projection (E)
(Enter projections for subsequent years 1 and 2 in Columns C and E; current year - Column A - is extracted)						
A. REVENUES AND OTHER FINANCING SOURCES						
1. LCFF/Revenue Limit Sources	8010-8099	410,846.00	0.00%	410,846.00	0.00%	410,846.00
2. Federal Revenues	8100-8299	1,975,776.00	-25.39%	1,474,215.00	0.00%	1,474,215.00
3. Other State Revenues	8300-8599	2,111,621.00	-43.77%	1,187,300.00	0.05%	1,187,883.00
4. Other Local Revenues	8600-8799	2,549,437.00	0.74%	2,568,253.00	0.87%	2,590,546.00
5. Other Financing Sources						
a. Transfers In	8900-8929	0.00	0.00%	0.00	0.00%	0.00
b. Other Sources	8930-8979	0.00	0.00%	0.00	0.00%	0.00
c. Contributions	8980-8999	4,518,236.00	1.57%	4,589,282.00	2.47%	4,702,864.00
6. Total (Sum lines A1 thru A5c)		11,565,916.00	-11.55%	10,229,896.00	1.33%	10,366,354.00
B. EXPENDITURES AND OTHER FINANCING USES						
1. Certificated Salaries						
a. Base Salaries				2,152,128.00		2,324,942.00
b. Step & Column Adjustment				32,282.00		34,874.00
c. Cost-of-Living Adjustment				65,532.00		47,196.00
d. Other Adjustments				75,000.00		0.00
e. Total Certificated Salaries (Sum lines B1a thru B1d)	1000-1999	2,152,128.00	8.03%	2,324,942.00	3.53%	2,407,012.00
2. Classified Salaries						
a. Base Salaries				2,118,578.00		2,314,868.00
b. Step & Column Adjustment				31,779.00		34,723.00
c. Cost-of-Living Adjustment				64,511.00		46,992.00
d. Other Adjustments				100,000.00		0.00
e. Total Classified Salaries (Sum lines B2a thru B2d)	2000-2999	2,118,578.00	9.27%	2,314,868.00	3.53%	2,396,583.00
3. Employee Benefits	3000-3999	1,472,488.00	8.92%	1,603,895.00	5.88%	1,698,197.00
4. Books and Supplies	4000-4999	1,001,933.00	3.18%	1,033,794.00	-12.94%	900,000.00
5. Services and Other Operating Expenditures	5000-5999	2,559,846.00	-41.40%	1,500,000.00	0.67%	1,510,000.00
6. Capital Outlay	6000-6999	555,944.00	-10.06%	500,000.00	0.00%	500,000.00
7. Other Outgo (excluding Transfers of Indirect Costs)	7100-7299, 7400-7499	771,700.00	1.08%	780,000.00	0.00%	780,000.00
8. Other Outgo - Transfers of Indirect Costs	7300-7399	168,837.00	0.69%	170,000.00	0.00%	170,000.00
9. Other Financing Uses						
a. Transfers Out	7600-7629	0.00	0.00%	0.00	0.00%	0.00
b. Other Uses	7630-7699	0.00	0.00%	0.00	0.00%	0.00
10. Other Adjustments (Explain in Section F below)						0.00
11. Total (Sum lines B1 thru B10)		10,801,454.00	-5.31%	10,227,499.00	1.31%	10,361,792.00
C. NET INCREASE (DECREASE) IN FUND BALANCE (Line A6 minus line B11)		764,462.00		2,397.00		4,562.00
D. FUND BALANCE						
1. Net Beginning Fund Balance (Form 01I, line F1e)		462,321.04		1,226,783.04		1,229,180.04
2. Ending Fund Balance (Sum lines C and D1)		1,226,783.04		1,229,180.04		1,233,742.04
3. Components of Ending Fund Balance (Form 01I)						
a. Nonspendable	9710-9719	0.00		0.00		0.00
b. Restricted	9740	1,226,783.04		1,229,180.04		1,233,742.04
c. Committed						
1. Stabilization Arrangements	9750					
2. Other Commitments	9760					
d. Assigned	9780					
e. Unassigned/Unappropriated						
1. Reserve for Economic Uncertainties	9789					
2. Unassigned/Unappropriated	9790	0.00		0.00		0.00
f. Total Components of Ending Fund Balance (Line D3f must agree with line D2)		1,226,783.04		1,229,180.04		1,233,742.04

Description	Object Codes	Projected Year Totals (Form 01I) (A)	% Change (Cols. C-A/A) (B)	2019-20 Projection (C)	% Change (Cols. E-C/C) (D)	2020-21 Projection (E)
E. AVAILABLE RESERVES						
1. General Fund						
a. Stabilization Arrangements	9750					
b. Reserve for Economic Uncertainties	9789					
c. Unassigned/Unappropriated Amount	9790					
(Enter current year reserve projections in Column A, and other reserve projections in Columns C and E for subsequent years 1 and 2)						
2. Special Reserve Fund - Noncapital Outlay (Fund 17)						
a. Stabilization Arrangements	9750					
b. Reserve for Economic Uncertainties	9789					
c. Unassigned/Unappropriated	9790					
3. Total Available Reserves (Sum lines E1a thru E2c)						

F. ASSUMPTIONS

Please provide below or on a separate attachment, the assumptions used to determine the projections for the first and second subsequent fiscal years. Further, please include an explanation for any significant expenditure adjustments projected in lines B1d, B2d, and B10. For additional information, please refer to the Budget Assumptions section of the SACS Financial Reporting Software User Guide.

B1d and B2d represent anticipated staffing FTE increases in 19-20.

Description	Object Codes	Projected Year Totals (Form 01I) (A)	% Change (Cols. C-A/A) (B)	2019-20 Projection (C)	% Change (Cols. E-C/C) (D)	2020-21 Projection (E)
(Enter projections for subsequent years 1 and 2 in Columns C and E; current year - Column A - is extracted)						
A. REVENUES AND OTHER FINANCING SOURCES						
1. LCFF/Revenue Limit Sources	8010-8099	32,885,150.00	4.40%	34,330,977.00	2.68%	35,252,302.00
2. Federal Revenues	8100-8299	1,979,848.00	-25.33%	1,478,287.00	0.00%	1,478,287.00
3. Other State Revenues	8300-8599	3,158,448.20	-47.11%	1,670,578.00	0.09%	1,672,040.00
4. Other Local Revenues	8600-8799	2,830,155.00	0.49%	2,843,971.00	0.68%	2,863,345.00
5. Other Financing Sources						
a. Transfers In	8900-8929	0.00	0.00%	0.00	0.00%	0.00
b. Other Sources	8930-8979	0.00	0.00%	0.00	0.00%	0.00
c. Contributions	8980-8999	0.00	0.00%	0.00	0.00%	0.00
6. Total (Sum lines A1 thru A5c)		40,853,601.20	-1.30%	40,323,813.00	2.34%	41,265,974.00
B. EXPENDITURES AND OTHER FINANCING USES						
1. Certificated Salaries						
a. Base Salaries				15,823,804.00		16,767,995.00
b. Step & Column Adjustment				237,357.00		251,520.00
c. Cost-of-Living Adjustment				481,834.00		340,390.00
d. Other Adjustments				225,000.00		0.00
e. Total Certificated Salaries (Sum lines B1a thru B1d)	1000-1999	15,823,804.00	5.97%	16,767,995.00	3.53%	17,359,905.00
2. Classified Salaries						
a. Base Salaries				5,620,863.00		6,056,331.00
b. Step & Column Adjustment				84,313.00		90,845.00
c. Cost-of-Living Adjustment				171,155.00		122,944.00
d. Other Adjustments				180,000.00		0.00
e. Total Classified Salaries (Sum lines B2a thru B2d)	2000-2999	5,620,863.00	7.75%	6,056,331.00	3.53%	6,270,120.00
3. Employee Benefits	3000-3999	6,854,477.00	8.92%	7,466,193.00	5.88%	7,905,172.00
4. Books and Supplies	4000-4999	2,856,292.00	3.18%	2,947,122.00	-4.99%	2,800,000.00
5. Services and Other Operating Expenditures	5000-5999	6,261,564.00	-15.05%	5,319,433.00	0.20%	5,330,000.00
6. Capital Outlay	6000-6999	1,207,510.00	-33.75%	800,000.00	-12.50%	700,000.00
7. Other Outgo (excluding Transfers of Indirect Costs)	7100-7299, 7400-7499	909,369.00	1.17%	920,000.00	0.00%	920,000.00
8. Other Outgo - Transfers of Indirect Costs	7300-7399	(33,957.00)	-2.82%	(33,000.00)	36.36%	(45,000.00)
9. Other Financing Uses						
a. Transfers Out	7600-7629	18,000.00	0.00%	18,000.00	0.00%	18,000.00
b. Other Uses	7630-7699	0.00	0.00%	0.00	0.00%	0.00
10. Other Adjustments				0.00		0.00
11. Total (Sum lines B1 thru B10)		39,517,922.00	1.88%	40,262,074.00	2.47%	41,258,197.00
C. NET INCREASE (DECREASE) IN FUND BALANCE (Line A6 minus line B11)		1,335,679.20		61,739.00		7,777.00
D. FUND BALANCE						
1. Net Beginning Fund Balance (Form 01I, line F1e)		5,482,045.80		6,817,725.00		6,879,464.00
2. Ending Fund Balance (Sum lines C and D1)		6,817,725.00		6,879,464.00		6,887,241.00
3. Components of Ending Fund Balance (Form 01I)						
a. Nonspendable	9710-9719	5,000.00		5,000.00		5,000.00
b. Restricted	9740	1,226,783.04		1,229,180.04		1,233,742.04
c. Committed						
1. Stabilization Arrangements	9750	0.00		0.00		0.00
2. Other Commitments	9760	0.00		0.00		0.00
d. Assigned	9780	2,425,947.96		2,424,317.96		2,332,047.96
e. Unassigned/Unappropriated						
1. Reserve for Economic Uncertainties	9789	3,159,994.00		3,220,966.00		3,315,664.00
2. Unassigned/Unappropriated	9790	0.00		0.00		787.00
f. Total Components of Ending Fund Balance (Line D3f must agree with line D2)		6,817,725.00		6,879,464.00		6,887,241.00

Description	Object Codes	Projected Year Totals (Form 01I) (A)	% Change (Cols. C-A/A) (B)	2019-20 Projection (C)	% Change (Cols. E-C/C) (D)	2020-21 Projection (E)
E. AVAILABLE RESERVES (Unrestricted except as noted)						
1. General Fund						
a. Stabilization Arrangements	9750	0.00		0.00		0.00
b. Reserve for Economic Uncertainties	9789	3,159,994.00		3,220,966.00		3,315,664.00
c. Unassigned/Unappropriated	9790	0.00		0.00		787.00
d. Negative Restricted Ending Balances (Negative resources 2000-9999)	979Z			0.00		0.00
2. Special Reserve Fund - Noncapital Outlay (Fund 17)						
a. Stabilization Arrangements	9750	0.00		0.00		0.00
b. Reserve for Economic Uncertainties	9789	0.00		0.00		0.00
c. Unassigned/Unappropriated	9790	0.00		0.00		0.00
3. Total Available Reserves - by Amount (Sum lines E1 thru E2c)		3,159,994.00		3,220,966.00		3,316,451.00
4. Total Available Reserves - by Percent (Line E3 divided by Line F3c)		8.00%		8.00%		8.04%
F. RECOMMENDED RESERVES						
1. Special Education Pass-through Exclusions						
For districts that serve as the administrative unit (AU) of a special education local plan area (SELPA):						
a. Do you choose to exclude from the reserve calculation the pass-through funds distributed to SELPA members?	Yes					
b. If you are the SELPA AU and are excluding special education pass-through funds:						
1. Enter the name(s) of the SELPA(s):						
2. Special education pass-through funds (Column A: Fund 10, resources 3300-3499 and 6500-6540, objects 7211-7213 and 7221-7223; enter projections for subsequent years 1 and 2 in Columns C and E)		0.00				
2. District ADA						
Used to determine the reserve standard percentage level on line F3d						
(Col. A: Form AI, Estimated P-2 ADA column, Lines A4 and C4; enter projections)		3,064.79		3,125.08		3,161.92
3. Calculating the Reserves						
a. Expenditures and Other Financing Uses (Line B11)		39,517,922.00		40,262,074.00		41,258,197.00
b. Plus: Special Education Pass-through Funds (Line F1b2, if Line F1a is No)		0.00		0.00		0.00
c. Total Expenditures and Other Financing Uses (Line F3a plus line F3b)		39,517,922.00		40,262,074.00		41,258,197.00
d. Reserve Standard Percentage Level (Refer to Form 01CSI, Criterion 10 for calculation details)		3%		3%		3%
e. Reserve Standard - By Percent (Line F3c times F3d)		1,185,537.66		1,207,862.22		1,237,745.91
f. Reserve Standard - By Amount (Refer to Form 01CSI, Criterion 10 for calculation details)		0.00		0.00		0.00
g. Reserve Standard (Greater of Line F3e or F3f)		1,185,537.66		1,207,862.22		1,237,745.91
h. Available Reserves (Line E3) Meet Reserve Standard (Line F3g)		YES		YES		YES

Description	Resource Codes	Object Codes	Original Budget (A)	Board Approved Operating Budget (B)	Actuals To Date (C)	Projected Year Totals (D)	Difference (Col B & D) (E)	% Diff (E/B) (F)
A. REVENUES								
1) LCFF Sources		8010-8099	32,126,026.00	32,474,304.00	19,999,772.04	32,474,304.00	0.00	0.0%
2) Federal Revenue		8100-8299	4,072.00	4,072.00	0.00	4,072.00	0.00	0.0%
3) Other State Revenue		8300-8599	1,480,842.00	1,046,827.20	465,950.07	1,046,827.20	0.00	0.0%
4) Other Local Revenue		8600-8799	170,108.00	280,718.00	150,336.93	280,718.00	0.00	0.0%
5) TOTAL, REVENUES			33,781,048.00	33,805,921.20	20,616,059.04	33,805,921.20		
B. EXPENDITURES								
1) Certificated Salaries		1000-1999	13,686,092.00	13,671,676.00	7,059,001.17	13,671,676.00	0.00	0.0%
2) Classified Salaries		2000-2999	3,444,689.00	3,502,285.00	1,951,996.63	3,502,285.00	0.00	0.0%
3) Employee Benefits		3000-3999	5,339,562.00	5,361,989.00	3,018,108.50	5,361,989.00	0.00	0.0%
4) Books and Supplies		4000-4999	1,785,084.00	1,854,359.00	1,132,758.63	1,854,359.00	0.00	0.0%
5) Services and Other Operating Expenditures		5000-5999	3,421,747.00	3,701,718.00	2,151,723.50	3,701,718.00	0.00	0.0%
6) Capital Outlay		6000-6999	774,500.00	651,566.00	160,856.99	651,566.00	0.00	0.0%
7) Other Outgo (excluding Transfers of Indirect Costs)		7100-7299 7400-7499	137,669.00	137,669.00	65,032.88	137,669.00	0.00	0.0%
8) Other Outgo - Transfers of Indirect Costs		7300-7399	(165,649.00)	(202,794.00)	(11,486.61)	(202,794.00)	0.00	0.0%
9) TOTAL, EXPENDITURES			28,423,694.00	28,698,468.00	15,527,991.69	28,698,468.00		
C. EXCESS (DEFICIENCY) OF REVENUES OVER EXPENDITURES BEFORE OTHER FINANCING SOURCES AND USES (A5 - B9)			5,357,354.00	5,107,453.20	5,088,067.35	5,107,453.20		
D. OTHER FINANCING SOURCES/USES								
1) Interfund Transfers								
a) Transfers In		8900-8929	0.00	0.00	0.00	0.00	0.00	0.0%
b) Transfers Out		7600-7629	18,000.00	18,000.00	0.00	18,000.00	0.00	0.0%
2) Other Sources/Uses								
a) Sources		8930-8979	0.00	0.00	0.00	0.00	0.00	0.0%
b) Uses		7630-7699	0.00	0.00	0.00	0.00	0.00	0.0%
3) Contributions		8980-8999	(4,509,227.00)	(4,518,236.00)	(51,818.51)	(4,518,236.00)	0.00	0.0%
4) TOTAL, OTHER FINANCING SOURCES/USES			(4,527,227.00)	(4,536,236.00)	(51,818.51)	(4,536,236.00)		

Description	Resource Codes	Object Codes	Original Budget (A)	Board Approved Operating Budget (B)	Actuals To Date (C)	Projected Year Totals (D)	Difference (Col B & D) (E)	% Diff (E/B) (F)
NET INCREASE (DECREASE) IN FUND BALANCE (C + D4)			830,127.00	571,217.20	5,036,248.84	571,217.20		
F. FUND BALANCE, RESERVES								
1) Beginning Fund Balance								
a) As of July 1 - Unaudited		9791	5,019,724.76	5,019,724.76		5,019,724.76	0.00	0.0%
b) Audit Adjustments		9793	0.00	0.00		0.00	0.00	0.0%
c) As of July 1 - Audited (F1a + F1b)			5,019,724.76	5,019,724.76		5,019,724.76		
d) Other Restatements		9795	0.00	0.00		0.00	0.00	0.0%
e) Adjusted Beginning Balance (F1c + F1d)			5,019,724.76	5,019,724.76		5,019,724.76		
2) Ending Balance, June 30 (E + F1e)			5,849,851.76	5,590,941.96		5,590,941.96		
Components of Ending Fund Balance								
a) Nonspendable								
Revolving Cash		9711	5,000.00	5,000.00		5,000.00		
Stores		9712	0.00	0.00		0.00		
Prepaid Items		9713	0.00	0.00		0.00		
All Others		9719	0.00	0.00		0.00		
b) Restricted		9740	0.00	0.00		0.00		
c) Committed								
Stabilization Arrangements		9750	0.00	0.00		0.00		
Other Commitments		9760	0.00	0.00		0.00		
d) Assigned								
Other Assignments		9780	2,753,826.06	2,425,947.96		2,425,947.96		
RESERVE FOR PARS	0000	9780	*106,962.00*					
1-TIME ROP RESERVE	0000	9780	*149,232.43*					
1-TIME MANDATE REIMBURSEMENT	0000	9780	*1,160,769.05*					
RESERVE FOR SPECIAL EDUCATIO	0000	9780	*175,000.00*					
RESERVE FOR FACILITY PROJECTS	0000	9780	*272,455.26*					
RESERVE FOR HEALTH ENROLLME	0000	9780	*100,000.00*					
RESERVE FOR PERS/STRS INCREA	0000	9780	*250,000.00*					
RESERVE FOR INSTRUCTIONAL MA	1100	9780	*539,407.32*					
RESERVE FOR PARS	0000	9780		*106,962.00*				
1-TIME ROP RESERVE	0000	9780		*117,633.78*				
1-TIME MANDATE REIMBURSEMENT	0000	9780		*1,145,234.05*				
RESERVE FOR SPECIAL ED	0000	9780		*81,031.28*				
RESERVE FOR PERS/STRS	0000	9780		*100,933.91*				
RESERVE FOR INSTRUCTIONAL MA	1100	9780		*549,252.52*				
EPA APPROVED EXPENDITURES	1400	9780		*324,900.42*				
RESERVE FOR PARS	0000	9780				*106,962.00*		
1-TIME ROP FUNDING RESERVE	0000	9780				*148,646.05*		
1-TIME MANDATE REIMBURSEMENT	0000	9780				*1,146,426.57*		
RESERVE FOR SPECIAL EDUCATIO	0000	9780				*149,760.40*		
RESERVE FOR INSTRUCTIONAL MA	1100	9780				*549,252.52*		
EPA APPROVED EXPENDITURES	1400	9780				*324,900.42*		
e) Unassigned/Unappropriated								
Reserve for Economic Uncertainties		9789	3,091,025.70	3,159,994.00		3,159,994.00		
Unassigned/Unappropriated Amount		9790	0.00	0.00		0.00		

Description	Resource Codes	Object Codes	Original Budget (A)	Board Approved Operating Budget (B)	Actuals To Date (C)	Projected Year Totals (D)	Difference (Col B & D) (E)	% Diff (E/B) (F)
LCFF SOURCES								
Principal Apportionment State Aid - Current Year		8011	23,170,329.00	22,568,346.00	14,389,927.00	22,568,346.00	0.00	0.0%
Education Protection Account State Aid - Current Year		8012	3,898,633.00	4,223,533.00	2,254,007.00	4,223,533.00	0.00	0.0%
State Aid - Prior Years		8019	0.00	0.00	0.00	0.00	0.00	0.0%
Tax Relief Subventions Homeowners' Exemptions		8021	58,678.00	62,702.00	29,447.83	62,702.00	0.00	0.0%
Timber Yield Tax		8022	0.00	0.00	0.00	0.00	0.00	0.0%
Other Subventions/In-Lieu Taxes		8029	2,254.00	2,325.00	0.00	2,325.00	0.00	0.0%
County & District Taxes Secured Roll Taxes		8041	5,173,247.00	5,506,402.00	3,048,797.22	5,506,402.00	0.00	0.0%
Unsecured Roll Taxes		8042	263,547.00	279,060.00	287,698.41	279,060.00	0.00	0.0%
Prior Years' Taxes		8043	2,082.00	5,220.00	1,973.44	5,220.00	0.00	0.0%
Supplemental Taxes		8044	120,115.00	101,518.00	54,221.49	101,518.00	0.00	0.0%
Education Revenue Augmentation Fund (ERAF)		8045	(557,410.00)	(459,458.00)	(304,133.13)	(459,458.00)	0.00	0.0%
Community Redevelopment Funds (SB 617/699/1992)		8047	0.00	240,177.00	240,176.78	240,177.00	0.00	0.0%
Penalties and Interest from Delinquent Taxes		8048	0.00	0.00	0.00	0.00	0.00	0.0%
Miscellaneous Funds (EC 41604) Royalties and Bonuses		8081	0.00	0.00	0.00	0.00	0.00	0.0%
Other In-Lieu Taxes		8082	0.00	0.00	0.00	0.00	0.00	0.0%
Less: Non-LCFF (50%) Adjustment		8089	0.00	0.00	0.00	0.00	0.00	0.0%
Subtotal, LCFF Sources			32,131,475.00	32,529,825.00	20,002,116.04	32,529,825.00	0.00	0.0%
LCFF Transfers								
Unrestricted LCFF Transfers - Current Year	0000	8091	0.00	0.00	0.00	0.00	0.00	0.0%
All Other LCFF Transfers - Current Year	All Other	8091	0.00	0.00	0.00	0.00	0.00	0.0%
Transfers to Charter Schools in Lieu of Property Taxes		8096	(5,449.00)	(55,521.00)	(2,344.00)	(55,521.00)	0.00	0.0%
Property Taxes Transfers		8097	0.00	0.00	0.00	0.00	0.00	0.0%
LCFF/Revenue Limit Transfers - Prior Years		8099	0.00	0.00	0.00	0.00	0.00	0.0%
TOTAL, LCFF SOURCES			32,126,026.00	32,474,304.00	19,999,772.04	32,474,304.00	0.00	0.0%
FEDERAL REVENUE								
Maintenance and Operations		8110	0.00	0.00	0.00	0.00	0.00	0.0%
Special Education Entitlement		8181	0.00	0.00	0.00	0.00		
Special Education Discretionary Grants		8182	0.00	0.00	0.00	0.00		
Child Nutrition Programs		8220	0.00	0.00	0.00	0.00		
Donated Food Commodities		8221	0.00	0.00	0.00	0.00		
Forest Reserve Funds		8260	0.00	0.00	0.00	0.00	0.00	0.0%
Flood Control Funds		8270	0.00	0.00	0.00	0.00	0.00	0.0%
Wildlife Reserve Funds		8280	0.00	0.00	0.00	0.00	0.00	0.0%
FEMA		8281	0.00	0.00	0.00	0.00	0.00	0.0%
Interagency Contracts Between LEAs		8285	0.00	0.00	0.00	0.00	0.00	0.0%
Pass-Through Revenues from Federal Sources		8287	0.00	0.00	0.00	0.00		
Title I, Part A, Basic	3010	8290						
Title I, Part D, Local Delinquent Programs	3025	8290						
Title II, Part A, Educator Quality	4035	8290						

Description	Resource Codes	Object Codes	Original Budget (A)	Board Approved Operating Budget (B)	Actuals To Date (C)	Projected Year Totals (D)	Difference (Col B & D) (E)	% Diff (E/B) (F)
Title III, Part A, Immigrant Education Program	4201	8290						
Title III, Part A, English Learner Program	4203	8290						
Public Charter Schools Grant Program (PCSGP)	4610	8290						
Other NCLB / Every Student Succeeds Act	3020, 3040, 3041, 3045, 3060, 3061, 3110, 3150, 3155, 3177, 3180, 3181, 3185, 4050, 4123, 4124, 4126, 4127, 5510, 5630	8290						
Career and Technical Education	3500-3599	8290						
All Other Federal Revenue	All Other	8290	4,072.00	4,072.00	0.00	4,072.00	0.00	0.0%
TOTAL, FEDERAL REVENUE			4,072.00	4,072.00	0.00	4,072.00	0.00	0.0%
OTHER STATE REVENUE								
Other State Apportionments								
ROC/P Entitlement Prior Years	6360	8319						
Special Education Master Plan Current Year	6500	8311						
Prior Years	6500	8319						
All Other State Apportionments - Current Year	All Other	8311	0.00	0.00	0.00	0.00	0.00	0.0%
All Other State Apportionments - Prior Years	All Other	8319	0.00	0.00	0.00	0.00	0.00	0.0%
Child Nutrition Programs		8520	0.00	0.00	0.00	0.00		
Mandated Costs Reimbursements		8550	1,033,032.00	554,916.00	278,460.00	554,916.00	0.00	0.0%
Lottery - Unrestricted and Instructional Materials		8560	440,209.00	484,310.20	187,490.07	484,310.20	0.00	0.0%
Tax Relief Subventions Restricted Levies - Other								
Homeowners' Exemptions		8575	0.00	0.00	0.00	0.00		
Other Subventions/In-Lieu Taxes		8576	0.00	0.00	0.00	0.00		
Pass-Through Revenues from State Sources		8587	0.00	0.00	0.00	0.00	0.00	0.0%
After School Education and Safety (ASES)	6010	8590						
Charter School Facility Grant	6030	8590						
Career Technical Education Incentive Grant Program	6387	8590						
Drug/Alcohol/Tobacco Funds	6650, 6690, 6695	8590						
California Clean Energy Jobs Act	6230	8590						
Specialized Secondary	7370	8590						
American Indian Early Childhood Education	7210	8590						
Quality Education Investment Act	7400	8590						
All Other State Revenue	All Other	8590	7,601.00	7,601.00	0.00	7,601.00	0.00	0.0%
TOTAL, OTHER STATE REVENUE			1,480,842.00	1,046,827.20	465,950.07	1,046,827.20	0.00	0.0%

Description	Resource Codes	Object Codes	Original Budget (A)	Board Approved Operating Budget (B)	Actuals To Date (C)	Projected Year Totals (D)	Difference (Col B & D) (E)	% Diff (E/B) (F)
THER LOCAL REVENUE								
Other Local Revenue								
County and District Taxes								
Other Restricted Levies								
Secured Roll		8615	0.00	0.00	0.00	0.00		
Unsecured Roll		8616	0.00	0.00	0.00	0.00		
Prior Years' Taxes		8617	0.00	0.00	0.00	0.00		
Supplemental Taxes		8618	0.00	0.00	0.00	0.00		
Non-Ad Valorem Taxes								
Parcel Taxes		8621	0.00	0.00	0.00	0.00	0.00	0.0%
Other		8622	0.00	0.00	0.00	0.00	0.00	0.0%
Community Redevelopment Funds Not Subject to LCFF Deduction		8625	0.00	0.00	0.00	0.00		
Penalties and Interest from Delinquent Non-LCFF Taxes		8629	0.00	0.00	0.00	0.00		
Sales								
Sale of Equipment/Supplies		8631	0.00	0.00	0.00	0.00	0.00	0.0%
Sale of Publications		8632	0.00	0.00	0.00	0.00	0.00	0.0%
Food Service Sales		8634	0.00	0.00	0.00	0.00	0.00	0.0%
All Other Sales		8639	0.00	0.00	0.00	0.00	0.00	0.0%
Leases and Rentals		8650	0.00	0.00	0.00	0.00	0.00	0.0%
Interest		8660	75,000.00	165,000.00	82,458.69	165,000.00	0.00	0.0%
Net Increase (Decrease) in the Fair Value of Investments		8662	0.00	0.00	0.00	0.00	0.00	0.0%
Fees and Contracts								
Adult Education Fees		8671	0.00	0.00	0.00	0.00	0.00	0.0%
Non-Resident Students		8672	0.00	0.00	0.00	0.00	0.00	0.0%
Transportation Fees From Individuals		8675	0.00	0.00	0.00	0.00	0.00	0.0%
Interagency Services		8677	0.00	0.00	0.00	0.00	0.00	0.0%
Mitigation/Developer Fees		8681	0.00	0.00	0.00	0.00	0.00	0.0%
All Other Fees and Contracts		8689	0.00	0.00	0.00	0.00	0.00	0.0%
Other Local Revenue								
Plus: Misc Funds Non-LCFF (50%) Adjustment		8691	0.00	0.00	0.00	0.00	0.00	0.0%
Pass-Through Revenues From Local Sources		8697	0.00	0.00	0.00	0.00		
All Other Local Revenue		8699	95,108.00	115,718.00	67,878.24	115,718.00	0.00	0.0%
Tuition		8710	0.00	0.00	0.00	0.00	0.00	0.0%
All Other Transfers In		8781-8783	0.00	0.00	0.00	0.00	0.00	0.0%
Transfers Of Apportionments								
Special Education SELPA Transfers								
From Districts or Charter Schools	6500	8791						
From County Offices	6500	8792						
From JPAs	6500	8793						
ROC/P Transfers								
From Districts or Charter Schools	6360	8791						
From County Offices	6360	8792						
From JPAs	6360	8793						
Other Transfers of Apportionments								
From Districts or Charter Schools	All Other	8791	0.00	0.00	0.00	0.00	0.00	0.0%
From County Offices	All Other	8792	0.00	0.00	0.00	0.00	0.00	0.0%
From JPAs	All Other	8793	0.00	0.00	0.00	0.00	0.00	0.0%
All Other Transfers In from All Others		8799	0.00	0.00	0.00	0.00	0.00	0.0%
TOTAL, OTHER LOCAL REVENUE			170,108.00	280,718.00	150,336.93	280,718.00	0.00	0.0%
TOTAL, REVENUES			33,781,048.00	33,805,921.20	20,616,059.04	33,805,921.20	0.00	0.0%

Description	Resource Codes	Object Codes	Original Budget (A)	Board Approved Operating Budget (B)	Actuals To Date (C)	Projected Year Totals (D)	Difference (Col B & D) (E)	% Diff (E/B) (F)
ertificated Teachers' Salaries		1100	11,330,263.00	11,325,847.00	5,671,004.81	11,325,847.00	0.00	0.0%
Certificated Pupil Support Salaries		1200	794,513.00	794,513.00	479,613.29	794,513.00	0.00	0.0%
Certificated Supervisors' and Administrators' Salaries		1300	1,561,316.00	1,551,316.00	908,383.07	1,551,316.00	0.00	0.0%
Other Certificated Salaries		1900	0.00	0.00	0.00	0.00	0.00	0.0%
TOTAL, CERTIFICATED SALARIES			13,686,092.00	13,671,676.00	7,059,001.17	13,671,676.00	0.00	0.0%
CLASSIFIED SALARIES								
Classified Instructional Salaries		2100	460,898.00	496,503.32	268,306.94	496,503.32	0.00	0.0%
Classified Support Salaries		2200	1,055,402.00	1,051,933.00	583,227.25	1,051,933.00	0.00	0.0%
Classified Supervisors' and Administrators' Salaries		2300	200,674.00	200,674.00	117,173.42	200,674.00	0.00	0.0%
Clerical, Technical and Office Salaries		2400	1,376,178.00	1,340,634.68	772,096.01	1,340,634.68	0.00	0.0%
Other Classified Salaries		2900	351,537.00	412,540.00	211,193.01	412,540.00	0.00	0.0%
TOTAL, CLASSIFIED SALARIES			3,444,689.00	3,502,285.00	1,951,996.63	3,502,285.00	0.00	0.0%
EMPLOYEE BENEFITS								
STRS		3101-3102	2,226,462.00	2,209,386.00	1,277,917.41	2,209,386.00	0.00	0.0%
PERS		3201-3202	613,720.00	649,480.00	324,982.10	649,480.00	0.00	0.0%
OASDI/Medicare/Alternative		3301-3302	458,247.00	465,980.00	256,420.33	465,980.00	0.00	0.0%
Health and Welfare Benefits		3401-3402	1,593,635.00	1,579,284.00	890,956.54	1,579,284.00	0.00	0.0%
Unemployment Insurance		3501-3502	8,543.00	8,573.00	4,681.41	8,573.00	0.00	0.0%
Workers' Compensation		3601-3602	331,301.00	332,281.00	181,786.80	332,281.00	0.00	0.0%
OPEB, Allocated		3701-3702	42,420.00	47,340.00	24,941.38	47,340.00	0.00	0.0%
OPEB, Active Employees		3751-3752	0.00	0.00	0.00	0.00	0.00	0.0%
Other Employee Benefits		3901-3902	65,234.00	89,665.00	56,422.53	89,665.00	0.00	0.0%
TOTAL, EMPLOYEE BENEFITS			5,339,562.00	5,381,989.00	3,018,108.50	5,381,989.00	0.00	0.0%
OOKS AND SUPPLIES								
Approved Textbooks and Core Curricula Materials		4100	85,000.00	85,000.00	0.00	85,000.00	0.00	0.0%
Books and Other Reference Materials		4200	0.00	0.00	0.00	0.00	0.00	0.0%
Materials and Supplies		4300	1,539,786.00	1,468,729.00	956,883.98	1,468,729.00	0.00	0.0%
Noncapitalized Equipment		4400	160,298.00	300,630.00	175,874.65	300,630.00	0.00	0.0%
Food		4700	0.00	0.00	0.00	0.00	0.00	0.0%
TOTAL, BOOKS AND SUPPLIES			1,785,084.00	1,854,359.00	1,132,758.63	1,854,359.00	0.00	0.0%
SERVICES AND OTHER OPERATING EXPENDITURES								
Subagreements for Services		5100	602,470.00	603,787.00	281,048.30	603,787.00	0.00	0.0%
Travel and Conferences		5200	103,750.00	204,084.00	19,231.67	204,084.00	0.00	0.0%
Dues and Memberships		5300	17,500.00	50,520.00	49,807.28	50,520.00	0.00	0.0%
Insurance		5400-5450	316,899.00	316,899.00	290,119.00	316,899.00	0.00	0.0%
Operations and Housekeeping Services		5500	758,300.00	790,013.00	565,731.72	790,013.00	0.00	0.0%
Rentals, Leases, Repairs, and Noncapitalized Improvements		5600	190,780.00	193,415.00	136,129.63	193,415.00	0.00	0.0%
Transfers of Direct Costs		5710	0.00	0.00	0.00	0.00	0.00	0.0%
Transfers of Direct Costs - Interfund		5750	38,000.00	38,000.00	16,522.58	38,000.00	0.00	0.0%
Professional/Consulting Services and Operating Expenditures		5800	1,132,048.00	1,206,000.00	565,695.88	1,206,000.00	0.00	0.0%
Communications		5900	262,000.00	299,000.00	227,437.44	299,000.00	0.00	0.0%
TOTAL, SERVICES AND OTHER OPERATING EXPENDITURES			3,421,747.00	3,701,718.00	2,151,723.50	3,701,718.00	0.00	0.0%

Description	Resource Codes	Object Codes	Original Budget (A)	Board Approved Operating Budget (B)	Actuals To Date (C)	Projected Year Totals (D)	Difference (Col B & D) (E)	% Diff (E/B) (F)
APITAL OUTLAY								
Land		6100	610,000.00	485,834.00	46,953.50	485,834.00	0.00	0.0%
Land Improvements		6170	0.00	0.00	0.00	0.00	0.00	0.0%
Buildings and Improvements of Buildings		6200	0.00	5,015.00	4,407.66	5,015.00	0.00	0.0%
Books and Media for New School Libraries or Major Expansion of School Libraries		6300	0.00	0.00	0.00	0.00	0.00	0.0%
Equipment		6400	164,500.00	118,890.00	98,651.81	118,890.00	0.00	0.0%
Equipment Replacement		6500	0.00	41,827.00	10,844.02	41,827.00	0.00	0.0%
TOTAL, CAPITAL OUTLAY			774,500.00	651,566.00	160,856.99	651,566.00	0.00	0.0%
OTHER OUTGO (excluding Transfers of Indirect Costs)								
Tuition								
Tuition for Instruction Under Interdistrict Attendance Agreements		7110	0.00	0.00	0.00	0.00	0.00	0.0%
State Special Schools		7130	0.00	0.00	0.00	0.00	0.00	0.0%
Tuition, Excess Costs, and/or Deficit Payments								
Payments to Districts or Charter Schools		7141	0.00	0.00	0.00	0.00	0.00	0.0%
Payments to County Offices		7142	63,033.00	63,033.00	28,322.00	63,033.00	0.00	0.0%
Payments to JPAs		7143	0.00	0.00	0.00	0.00	0.00	0.0%
Transfers of Pass-Through Revenues								
To Districts or Charter Schools		7211	0.00	0.00	0.00	0.00	0.00	0.0%
To County Offices		7212	0.00	0.00	0.00	0.00	0.00	0.0%
To JPAs		7213	0.00	0.00	0.00	0.00	0.00	0.0%
Special Education SELPA Transfers of Apportionments								
To Districts or Charter Schools	6500	7221						
To County Offices	6500	7222						
To JPAs	6500	7223						
ROC/P Transfers of Apportionments								
To Districts or Charter Schools	6360	7221						
To County Offices	6360	7222						
To JPAs	6360	7223						
Other Transfers of Apportionments	All Other	7221-7223	0.00	0.00	0.00	0.00	0.00	0.0%
All Other Transfers		7281-7283	0.00	0.00	0.00	0.00	0.00	0.0%
All Other Transfers Out to All Others		7299	0.00	0.00	0.00	0.00	0.00	0.0%
Debt Service								
Debt Service - Interest		7438	24,369.00	24,369.00	11,884.81	24,369.00	0.00	0.0%
Other Debt Service - Principal		7439	50,267.00	50,267.00	24,826.07	50,267.00	0.00	0.0%
TOTAL, OTHER OUTGO (excluding Transfers of Indirect Costs)			137,669.00	137,669.00	65,032.88	137,669.00	0.00	0.0%
OTHER OUTGO - TRANSFERS OF INDIRECT COSTS								
Transfers of Indirect Costs		7310	(131,692.00)	(168,837.00)	(11,486.61)	(168,837.00)	0.00	0.0%
Transfers of Indirect Costs - Interfund		7350	(33,957.00)	(33,957.00)	0.00	(33,957.00)	0.00	0.0%
TOTAL, OTHER OUTGO - TRANSFERS OF INDIRECT COSTS			(165,649.00)	(202,794.00)	(11,486.61)	(202,794.00)	0.00	0.0%
TOTAL, EXPENDITURES			28,423,694.00	28,698,468.00	15,527,991.69	28,698,468.00	0.00	0.0%

Description	Resource Codes	Object Codes	Original Budget (A)	Board Approved Operating Budget (B)	Actuals To Date (C)	Projected Year Totals (D)	Difference (Col B & D) (E)	% Diff (E/B) (F)
TERFUND TRANSFERS								
INTERFUND TRANSFERS IN								
From: Special Reserve Fund		8912	0.00	0.00	0.00	0.00	0.00	0.0%
From: Bond Interest and Redemption Fund		8914	0.00	0.00	0.00	0.00	0.00	0.0%
Other Authorized Interfund Transfers In		8919	0.00	0.00	0.00	0.00	0.00	0.0%
(a) TOTAL, INTERFUND TRANSFERS IN			0.00	0.00	0.00	0.00	0.00	0.0%
INTERFUND TRANSFERS OUT								
To: Child Development Fund		7611	0.00	0.00	0.00	0.00	0.00	0.0%
To: Special Reserve Fund		7612	18,000.00	18,000.00	0.00	18,000.00	0.00	0.0%
To: State School Building Fund/ County School Facilities Fund		7613	0.00	0.00	0.00	0.00	0.00	0.0%
To: Cafeteria Fund		7616	0.00	0.00	0.00	0.00	0.00	0.0%
Other Authorized Interfund Transfers Out		7619	0.00	0.00	0.00	0.00	0.00	0.0%
(b) TOTAL, INTERFUND TRANSFERS OUT			18,000.00	18,000.00	0.00	18,000.00	0.00	0.0%
OTHER SOURCES/USES								
SOURCES								
State Apportionments Emergency Apportionments		8931	0.00	0.00	0.00	0.00	0.00	0.0%
Proceeds								
Proceeds from Sale/Lease-Purchase of Land/Buildings		8953	0.00	0.00	0.00	0.00	0.00	0.0%
Other Sources								
Transfers from Funds of Lapsed/Reorganized LEAs		8965	0.00	0.00	0.00	0.00	0.00	0.0%
Long-Term Debt Proceeds								
Proceeds from Certificates of Participation		8971	0.00	0.00	0.00	0.00	0.00	0.0%
Proceeds from Capital Leases		8972	0.00	0.00	0.00	0.00	0.00	0.0%
Proceeds from Lease Revenue Bonds		8973	0.00	0.00	0.00	0.00	0.00	0.0%
All Other Financing Sources		8979	0.00	0.00	0.00	0.00	0.00	0.0%
(c) TOTAL, SOURCES			0.00	0.00	0.00	0.00	0.00	0.0%
USES								
Transfers of Funds from Lapsed/Reorganized LEAs		7651	0.00	0.00	0.00	0.00	0.00	0.0%
All Other Financing Uses		7699	0.00	0.00	0.00	0.00	0.00	0.0%
(d) TOTAL, USES			0.00	0.00	0.00	0.00	0.00	0.0%
CONTRIBUTIONS								
Contributions from Unrestricted Revenues		8980	(4,509,227.00)	(4,518,236.00)	(51,818.51)	(4,518,236.00)	0.00	0.0%
Contributions from Restricted Revenues		8990	0.00	0.00	0.00	0.00	0.00	0.0%
(e) TOTAL, CONTRIBUTIONS			(4,509,227.00)	(4,518,236.00)	(51,818.51)	(4,518,236.00)	0.00	0.0%
TOTAL, OTHER FINANCING SOURCES/USES (a - b + c - d + e)			(4,527,227.00)	(4,536,236.00)	(51,818.51)	(4,536,236.00)	0.00	0.0%

Description	Resource Codes	Object Codes	Original Budget (A)	Board Approved Operating Budget (B)	Actuals To Date (C)	Projected Year Totals (D)	Difference (Col B & D) (E)	% Diff (E/B) (F)
A. REVENUES								
1) LCFF Sources		8010-8099	410,846.00	410,846.00	244,358.00	410,846.00	0.00	0.0%
2) Federal Revenue		8100-8299	1,502,666.00	1,975,776.00	717,267.89	1,975,776.00	0.00	0.0%
3) Other State Revenue		8300-8599	1,325,306.00	2,111,621.00	1,497,234.99	2,111,621.00	0.00	0.0%
4) Other Local Revenue		8600-8799	2,540,927.00	2,549,437.00	990,181.18	2,549,437.00	0.00	0.0%
5) TOTAL, REVENUES			5,779,745.00	7,047,680.00	3,449,042.06	7,047,680.00		
B. EXPENDITURES								
1) Certificated Salaries		1000-1999	2,162,452.00	2,152,128.00	1,117,045.09	2,152,128.00	0.00	0.0%
2) Classified Salaries		2000-2999	2,077,541.00	2,118,578.00	1,169,627.01	2,118,578.00	0.00	0.0%
3) Employee Benefits		3000-3999	1,434,759.00	1,472,488.00	838,089.49	1,472,488.00	0.00	0.0%
4) Books and Supplies		4000-4999	705,688.00	1,001,933.00	667,912.06	1,001,933.00	0.00	0.0%
5) Services and Other Operating Expenditures		5000-5999	2,358,462.00	2,559,846.00	908,972.76	2,559,846.00	0.00	0.0%
6) Capital Outlay		6000-6999	558,786.00	555,944.00	373,444.51	555,944.00	0.00	0.0%
7) Other Outgo (excluding Transfers of Indirect Costs)		7100-7299 7400-7499	784,742.00	771,700.00	235,883.16	771,700.00	0.00	0.0%
8) Other Outgo - Transfers of Indirect Costs		7300-7399	131,692.00	168,837.00	11,486.61	168,837.00	0.00	0.0%
9) TOTAL, EXPENDITURES			10,214,122.00	10,801,454.00	5,322,460.69	10,801,454.00		
C. EXCESS (DEFICIENCY) OF REVENUES OVER EXPENDITURES BEFORE OTHER FINANCING SOURCES AND USES (A5 - B9)			(4,434,377.00)	(3,753,774.00)	(1,873,418.63)	(3,753,774.00)		
D. OTHER FINANCING SOURCES/USES								
1) Interfund Transfers								
a) Transfers In		8900-8929	0.00	0.00	0.00	0.00	0.00	0.0%
b) Transfers Out		7600-7629	0.00	0.00	0.00	0.00	0.00	0.0%
2) Other Sources/Uses								
a) Sources		8930-8979	0.00	0.00	0.00	0.00	0.00	0.0%
b) Uses		7630-7699	0.00	0.00	0.00	0.00	0.00	0.0%
3) Contributions		8980-8999	4,509,227.00	4,518,236.00	51,818.51	4,518,236.00	0.00	0.0%
4) TOTAL, OTHER FINANCING SOURCES/USES			4,509,227.00	4,518,236.00	51,818.51	4,518,236.00		

Description	Resource Codes	Object Codes	Original Budget (A)	Board Approved Operating Budget (B)	Actuals To Date (C)	Projected Year Totals (D)	Difference (Col B & D) (E)	% Diff (E/B) (F)
NET INCREASE (DECREASE) IN FUND BALANCE (C + D4)			74,850.00	764,462.00	(1,821,600.12)	764,462.00		
F. FUND BALANCE, RESERVES								
1) Beginning Fund Balance								
a) As of July 1 - Unaudited		9791	462,321.04	462,321.04		462,321.04	0.00	0.0%
b) Audit Adjustments		9793	0.00	0.00		0.00	0.00	0.0%
c) As of July 1 - Audited (F1a + F1b)			462,321.04	462,321.04		462,321.04		
d) Other Restatements		9795	0.00	0.00		0.00	0.00	0.0%
e) Adjusted Beginning Balance (F1c + F1d)			462,321.04	462,321.04		462,321.04		
2) Ending Balance, June 30 (E + F1e)			537,171.04	1,226,783.04		1,226,783.04		
Components of Ending Fund Balance								
a) Nonspendable								
Revolving Cash		9711	0.00	0.00		0.00		
Stores		9712	0.00	0.00		0.00		
Prepaid Items		9713	0.00	0.00		0.00		
All Others		9719	0.00	0.00		0.00		
b) Restricted		9740	537,329.04	1,226,783.04		1,226,783.04		
c) Committed								
Stabilization Arrangements		9750	0.00	0.00		0.00		
Other Commitments		9760	0.00	0.00		0.00		
d) Assigned								
Other Assignments		9780	0.00	0.00		0.00		
e) Unassigned/Unappropriated								
Reserve for Economic Uncertainties		9789	0.00	0.00		0.00		
Unassigned/Unappropriated Amount		9790	(158.00)	0.00		0.00		

Description	Resource Codes	Object Codes	Original Budget (A)	Board Approved Operating Budget (B)	Actuals To Date (C)	Projected Year Totals (D)	Difference (Col B & D) (E)	% Diff (E/B) (F)
LCFF SOURCES								
Principal Apportionment								
State Aid - Current Year		8011	0.00	0.00	0.00	0.00		
Education Protection Account State Aid - Current Year		8012	0.00	0.00	0.00	0.00		
State Aid - Prior Years		8019	0.00	0.00	0.00	0.00		
Tax Relief Subventions								
Homeowners' Exemptions		8021	0.00	0.00	0.00	0.00		
Timber Yield Tax		8022	0.00	0.00	0.00	0.00		
Other Subventions/In-Lieu Taxes		8029	0.00	0.00	0.00	0.00		
County & District Taxes								
Secured Roll Taxes		8041	0.00	0.00	0.00	0.00		
Unsecured Roll Taxes		8042	0.00	0.00	0.00	0.00		
Prior Years' Taxes		8043	0.00	0.00	0.00	0.00		
Supplemental Taxes		8044	0.00	0.00	0.00	0.00		
Education Revenue Augmentation Fund (ERAF)		8045	0.00	0.00	0.00	0.00		
Community Redevelopment Funds (SB 617/699/1992)		8047	0.00	0.00	0.00	0.00		
Penalties and Interest from Delinquent Taxes		8048	0.00	0.00	0.00	0.00		
Miscellaneous Funds (EC 41604)								
Royalties and Bonuses		8081	0.00	0.00	0.00	0.00		
Other In-Lieu Taxes		8082	0.00	0.00	0.00	0.00		
Less: Non-LCFF (50%) Adjustment		8089	0.00	0.00	0.00	0.00		
Subtotal, LCFF Sources			0.00	0.00	0.00	0.00		
LCFF Transfers								
Unrestricted LCFF Transfers - Current Year	0000	8091						
All Other LCFF Transfers - Current Year	All Other	8091	0.00	0.00	0.00	0.00	0.00	0.0%
Transfers to Charter Schools in Lieu of Property Taxes		8096	0.00	0.00	0.00	0.00		
Property Taxes Transfers		8097	410,846.00	410,846.00	244,358.00	410,846.00	0.00	0.0%
LCFF/Revenue Limit Transfers - Prior Years		8099	0.00	0.00	0.00	0.00	0.00	0.0%
TOTAL, LCFF SOURCES			410,846.00	410,846.00	244,358.00	410,846.00	0.00	0.0%
FEDERAL REVENUE								
Maintenance and Operations		8110	0.00	0.00	0.00	0.00	0.00	0.0%
Special Education Entitlement		8181	496,239.00	496,239.00	0.00	496,239.00	0.00	0.0%
Special Education Discretionary Grants		8182	0.00	0.00	0.00	0.00	0.00	0.0%
Child Nutrition Programs		8220	0.00	0.00	0.00	0.00	0.00	0.0%
Donated Food Commodities		8221	0.00	0.00	0.00	0.00	0.00	0.0%
Forest Reserve Funds		8260	0.00	0.00	0.00	0.00		
Flood Control Funds		8270	0.00	0.00	0.00	0.00		
Wildlife Reserve Funds		8280	0.00	0.00	0.00	0.00		
FEMA		8281	0.00	0.00	0.00	0.00	0.00	0.0%
Interagency Contracts Between LEAs		8285	0.00	0.00	0.00	0.00	0.00	0.0%
Pass-Through Revenues from Federal Sources		8287	0.00	0.00	0.00	0.00	0.00	0.0%
Title I, Part A, Basic	3010	8290	579,677.00	854,854.00	394,081.01	854,854.00	0.00	0.0%
Title I, Part D, Local Delinquent Programs	3025	8290	0.00	0.00	0.00	0.00	0.00	0.0%
Title II, Part A, Educator Quality	4035	8290	94,862.00	74,585.00	37,789.96	74,585.00	0.00	0.0%

Description	Resource Codes	Object Codes	Original Budget (A)	Board Approved Operating Budget (B)	Actuals To Date (C)	Projected Year Totals (D)	Difference (Col B & D) (E)	% Diff (E/B) (F)
Title III, Part A, Immigrant Education Program	4201	8290	0.00	0.00	0.00	0.00	0.00	0.0%
Title III, Part A, English Learner Program	4203	8290	106,090.00	201,893.00	115,591.40	201,893.00	0.00	0.0%
Public Charter Schools Grant Program (PCSGP)	4610	8290	0.00	0.00	0.00	0.00	0.00	0.0%
Other NCLB / Every Student Succeeds Act	3020, 3040, 3041, 3045, 3060, 3061, 3110, 3150, 3155, 3177, 3180, 3181, 3185, 4050, 4123, 4124, 4126, 4127, 5510, 5630	8290	87,420.00	169,887.00	114,611.23	169,887.00	0.00	0.0%
Career and Technical Education	3500-3599	8290	25,034.00	25,034.00	(0.22)	25,034.00	0.00	0.0%
All Other Federal Revenue	All Other	8290	113,344.00	153,284.00	55,194.51	153,284.00	0.00	0.0%
TOTAL, FEDERAL REVENUE			1,502,666.00	1,975,776.00	717,267.89	1,975,776.00	0.00	0.0%
OTHER STATE REVENUE								
Other State Apportionments								
ROC/P Entitlement Prior Years	6360	8319	0.00	0.00	0.00	0.00	0.00	0.0%
Special Education Master Plan Current Year	6500	8311	0.00	0.00	0.00	0.00	0.00	0.0%
Prior Years	6500	8319	0.00	0.00	0.00	0.00	0.00	0.0%
All Other State Apportionments - Current Year	All Other	8311	0.00	0.00	0.00	0.00	0.00	0.0%
All Other State Apportionments - Prior Years	All Other	8319	0.00	0.00	0.00	0.00	0.00	0.0%
Child Nutrition Programs		8520	0.00	0.00	0.00	0.00	0.00	0.0%
Mandated Costs Reimbursements		8550	0.00	0.00	0.00	0.00		
Lottery - Unrestricted and Instructional Materi		8560	146,969.00	164,777.00	23,223.46	164,777.00	0.00	0.0%
Tax Relief Subventions Restricted Levies - Other								
Homeowners' Exemptions		8575	0.00	0.00	0.00	0.00	0.00	0.0%
Other Subventions/In-Lieu Taxes		8576	0.00	0.00	0.00	0.00	0.00	0.0%
Pass-Through Revenues from State Sources		8587	0.00	0.00	0.00	0.00	0.00	0.0%
After School Education and Safety (ASES)	6010	8590	931,258.00	931,258.00	605,316.90	931,258.00	0.00	0.0%
Charter School Facility Grant	6030	8590	0.00	0.00	0.00	0.00	0.00	0.0%
Career Technical Education Incentive Grant Program	6387	8590	219,272.00	228,554.00	228,554.63	228,554.00	0.00	0.0%
Drug/Alcohol/Tobacco Funds	6650, 6690, 6695	8590	0.00	0.00	0.00	0.00	0.00	0.0%
California Clean Energy Jobs Act	6230	8590	0.00	506,539.00	506,539.00	506,539.00	0.00	0.0%
Specialized Secondary	7370	8590	0.00	0.00	0.00	0.00	0.00	0.0%
American Indian Early Childhood Education	7210	8590	0.00	0.00	0.00	0.00	0.00	0.0%
Quality Education Investment Act	7400	8590	0.00	0.00	0.00	0.00	0.00	0.0%
All Other State Revenue	All Other	8590	27,807.00	280,493.00	133,601.00	280,493.00	0.00	0.0%
TOTAL, OTHER STATE REVENUE			1,325,306.00	2,111,621.00	1,497,234.99	2,111,621.00	0.00	0.0%

Description	Resource Codes	Object Codes	Original Budget (A)	Board Approved Operating Budget (B)	Actuals To Date (C)	Projected Year Totals (D)	Difference (Col B & D) (E)	% Diff (E/B) (F)
HER LOCAL REVENUE								
Other Local Revenue								
County and District Taxes								
Other Restricted Levies								
Secured Roll		8615	0.00	0.00	0.00	0.00	0.00	0.0%
Unsecured Roll		8616	0.00	0.00	0.00	0.00	0.00	0.0%
Prior Years' Taxes		8617	0.00	0.00	0.00	0.00	0.00	0.0%
Supplemental Taxes		8618	0.00	0.00	0.00	0.00	0.00	0.0%
Non-Ad Valorem Taxes								
Parcel Taxes		8621	0.00	0.00	0.00	0.00	0.00	0.0%
Other		8622	0.00	0.00	0.00	0.00	0.00	0.0%
Community Redevelopment Funds Not Subject to LCFF Deduction		8625	213,954.00	232,681.00	232,680.33	232,681.00	0.00	0.0%
Penalties and Interest from Delinquent Non-LCFF Taxes		8629	0.00	0.00	0.00	0.00	0.00	0.0%
Sales								
Sale of Equipment/Supplies		8631	0.00	0.00	0.00	0.00	0.00	0.0%
Sale of Publications		8632	0.00	0.00	0.00	0.00	0.00	0.0%
Food Service Sales		8634	0.00	0.00	0.00	0.00	0.00	0.0%
All Other Sales		8639	0.00	0.00	0.00	0.00	0.00	0.0%
Leases and Rentals		8650	0.00	0.00	0.00	0.00	0.00	0.0%
Interest		8660	0.00	0.00	0.00	0.00	0.00	0.0%
Net Increase (Decrease) in the Fair Value of Investments		8662	0.00	0.00	0.00	0.00	0.00	0.0%
Fees and Contracts								
Adult Education Fees		8671	0.00	0.00	0.00	0.00		
Non-Resident Students		8672	0.00	0.00	0.00	0.00		
Transportation Fees From Individuals		8675	0.00	0.00	0.00	0.00	0.00	0.0%
Interagency Services		8677	751,872.00	752,030.00	89,486.03	752,030.00	0.00	0.0%
Mitigation/Developer Fees		8681	0.00	0.00	0.00	0.00	0.00	0.0%
All Other Fees and Contracts		8689	0.00	0.00	0.00	0.00	0.00	0.0%
Other Local Revenue								
Plus: Misc Funds Non-LCFF (50%) Adjustme		8691	0.00	0.00	0.00	0.00		
Pass-Through Revenues From Local Sources		8697	0.00	0.00	0.00	0.00	0.00	0.0%
All Other Local Revenue		8699	172,101.00	161,726.00	65,886.82	161,726.00	0.00	0.0%
Tuition		8710	0.00	0.00	0.00	0.00	0.00	0.0%
All Other Transfers In		8781-8783	0.00	0.00	0.00	0.00	0.00	0.0%
Transfers Of Apportionments								
Special Education SELPA Transfers								
From Districts or Charter Schools	6500	8791	200,077.00	200,077.00	0.00	200,077.00	0.00	0.0%
From County Offices	6500	8792	1,202,923.00	1,202,923.00	602,128.00	1,202,923.00	0.00	0.0%
From JPAs	6500	8793	0.00	0.00	0.00	0.00	0.00	0.0%
ROC/P Transfers								
From Districts or Charter Schools	6360	8791	0.00	0.00	0.00	0.00	0.00	0.0%
From County Offices	6360	8792	0.00	0.00	0.00	0.00	0.00	0.0%
From JPAs	6360	8793	0.00	0.00	0.00	0.00	0.00	0.0%
Other Transfers of Apportionments								
From Districts or Charter Schools	All Other	8791	0.00	0.00	0.00	0.00	0.00	0.0%
From County Offices	All Other	8792	0.00	0.00	0.00	0.00	0.00	0.0%
From JPAs	All Other	8793	0.00	0.00	0.00	0.00	0.00	0.0%
All Other Transfers In from All Others		8799	0.00	0.00	0.00	0.00	0.00	0.0%
TOTAL, OTHER LOCAL REVENUE			2,540,927.00	2,549,437.00	990,181.18	2,549,437.00	0.00	0.0%
OTAL, REVENUES			5,779,745.00	7,047,680.00	3,449,042.06	7,047,680.00	0.00	0.0%

Description	Resource Codes	Object Codes	Original Budget (A)	Board Approved Operating Budget (B)	Actuals To Date (C)	Projected Year Totals (D)	Difference (Col B & D) (E)	% Diff (E/B) (F)
ERTIFICATED SALARIES								
Certificated Teachers' Salaries		1100	1,224,081.00	1,220,796.00	581,183.51	1,220,796.00	0.00	0.0%
Certificated Pupil Support Salaries		1200	631,971.00	622,432.00	359,781.83	622,432.00	0.00	0.0%
Certificated Supervisors' and Administrators' Salaries		1300	306,400.00	308,900.00	176,079.75	308,900.00	0.00	0.0%
Other Certificated Salaries		1900	0.00	0.00	0.00	0.00	0.00	0.0%
TOTAL, CERTIFICATED SALARIES			2,162,452.00	2,152,128.00	1,117,045.09	2,152,128.00	0.00	0.0%
CLASSIFIED SALARIES								
Classified Instructional Salaries		2100	1,265,363.00	1,268,312.00	681,056.26	1,268,312.00	0.00	0.0%
Classified Support Salaries		2200	692,688.00	692,688.00	398,089.14	692,688.00	0.00	0.0%
Classified Supervisors' and Administrators' Salaries		2300	98,387.00	98,387.00	57,392.16	98,387.00	0.00	0.0%
Clerical, Technical and Office Salaries		2400	21,103.00	21,103.00	12,273.65	21,103.00	0.00	0.0%
Other Classified Salaries		2900	0.00	38,088.00	20,815.80	38,088.00	0.00	0.0%
TOTAL, CLASSIFIED SALARIES			2,077,541.00	2,118,578.00	1,169,627.01	2,118,578.00	0.00	0.0%
EMPLOYEE BENEFITS								
STRS		3101-3102	351,847.00	375,340.00	218,719.00	375,340.00	0.00	0.0%
PERS		3201-3202	340,473.00	328,916.00	180,380.37	328,916.00	0.00	0.0%
OASDI/Medicare/Alternative		3301-3302	190,271.00	197,114.00	104,654.48	197,114.00	0.00	0.0%
Health and Welfare Benefits		3401-3402	445,021.00	456,305.00	273,037.07	456,305.00	0.00	0.0%
Unemployment Insurance		3501-3502	2,125.00	2,231.00	1,210.07	2,231.00	0.00	0.0%
Workers' Compensation		3601-3602	82,237.00	86,095.00	47,335.91	86,095.00	0.00	0.0%
OPEB, Allocated		3701-3702	0.00	3,000.00	2,391.76	3,000.00	0.00	0.0%
OPEB, Active Employees		3751-3752	0.00	0.00	0.00	0.00	0.00	0.0%
Other Employee Benefits		3901-3902	22,785.00	23,487.00	10,360.83	23,487.00	0.00	0.0%
TOTAL, EMPLOYEE BENEFITS			1,434,759.00	1,472,488.00	838,089.49	1,472,488.00	0.00	0.0%
BOOKS AND SUPPLIES								
Approved Textbooks and Core Curricula Materials		4100	154,469.00	138,661.00	127,032.86	138,661.00	0.00	0.0%
Books and Other Reference Materials		4200	0.00	0.00	0.00	0.00	0.00	0.0%
Materials and Supplies		4300	469,539.00	752,231.00	450,420.60	752,231.00	0.00	0.0%
Noncapitalized Equipment		4400	81,680.00	111,041.00	90,458.60	111,041.00	0.00	0.0%
Food		4700	0.00	0.00	0.00	0.00	0.00	0.0%
TOTAL, BOOKS AND SUPPLIES			705,688.00	1,001,933.00	667,912.06	1,001,933.00	0.00	0.0%
SERVICES AND OTHER OPERATING EXPENDITURES								
Subagreements for Services		5100	1,942,427.00	1,945,600.00	650,642.57	1,945,600.00	0.00	0.0%
Travel and Conferences		5200	105,486.00	160,293.00	51,102.68	160,293.00	0.00	0.0%
Dues and Memberships		5300	356.00	356.00	0.00	356.00	0.00	0.0%
Insurance		5400-5450	0.00	0.00	0.00	0.00	0.00	0.0%
Operations and Housekeeping Services		5500	3,200.00	3,200.00	0.00	3,200.00	0.00	0.0%
Rentals, Leases, Repairs, and Noncapitalized Improvements		5600	35,662.00	35,662.00	1,984.32	35,662.00	0.00	0.0%
Transfers of Direct Costs		5710	0.00	0.00	0.00	0.00	0.00	0.0%
Transfers of Direct Costs - Interfund		5750	0.00	0.00	0.00	0.00	0.00	0.0%
Professional/Consulting Services and Operating Expenditures		5800	259,331.00	402,735.00	200,690.27	402,735.00	0.00	0.0%
Communications		5900	12,000.00	12,000.00	4,552.92	12,000.00	0.00	0.0%
TOTAL, SERVICES AND OTHER OPERATING EXPENDITURES			2,358,462.00	2,559,846.00	908,972.76	2,559,846.00	0.00	0.0%

Description	Resource Codes	Object Codes	Original Budget (A)	Board Approved Operating Budget (B)	Actuals To Date (C)	Projected Year Totals (D)	Difference (Col B & D) (E)	% Diff (E/B) (F)
CAPITAL OUTLAY								
Land		6100	80,225.00	33,669.00	0.00	33,669.00	0.00	0.0%
Land Improvements		6170	0.00	0.00	0.00	0.00	0.00	0.0%
Buildings and Improvements of Buildings		6200	95,300.00	111,629.00	92,533.30	111,629.00	0.00	0.0%
Books and Media for New School Libraries or Major Expansion of School Libraries		6300	0.00	0.00	0.00	0.00	0.00	0.0%
Equipment		6400	314,261.00	342,069.00	250,145.87	342,069.00	0.00	0.0%
Equipment Replacement		6500	69,000.00	68,577.00	30,765.34	68,577.00	0.00	0.0%
TOTAL, CAPITAL OUTLAY			558,786.00	555,944.00	373,444.51	555,944.00	0.00	0.0%
OTHER OUTGO (excluding Transfers of Indirect Costs)								
Tuition								
Tuition for Instruction Under Interdistrict Attendance Agreements		7110	0.00	0.00	0.00	0.00	0.00	0.0%
State Special Schools		7130	0.00	0.00	0.00	0.00	0.00	0.0%
Tuition, Excess Costs, and/or Deficit Payments								
Payments to Districts or Charter Schools		7141	0.00	0.00	0.00	0.00	0.00	0.0%
Payments to County Offices		7142	784,742.00	771,700.00	235,883.16	771,700.00	0.00	0.0%
Payments to JPAs		7143	0.00	0.00	0.00	0.00	0.00	0.0%
Transfers of Pass-Through Revenues								
To Districts or Charter Schools		7211	0.00	0.00	0.00	0.00	0.00	0.0%
To County Offices		7212	0.00	0.00	0.00	0.00	0.00	0.0%
To JPAs		7213	0.00	0.00	0.00	0.00	0.00	0.0%
Special Education SELPA Transfers of Apportionments								
To Districts or Charter Schools	6500	7221	0.00	0.00	0.00	0.00	0.00	0.0%
To County Offices	6500	7222	0.00	0.00	0.00	0.00	0.00	0.0%
To JPAs	6500	7223	0.00	0.00	0.00	0.00	0.00	0.0%
ROC/P Transfers of Apportionments								
To Districts or Charter Schools	6360	7221	0.00	0.00	0.00	0.00	0.00	0.0%
To County Offices	6360	7222	0.00	0.00	0.00	0.00	0.00	0.0%
To JPAs	6360	7223	0.00	0.00	0.00	0.00	0.00	0.0%
Other Transfers of Apportionments	All Other	7221-7223	0.00	0.00	0.00	0.00	0.00	0.0%
All Other Transfers		7281-7283	0.00	0.00	0.00	0.00	0.00	0.0%
All Other Transfers Out to All Others		7299	0.00	0.00	0.00	0.00	0.00	0.0%
Debt Service								
Debt Service - Interest		7438	0.00	0.00	0.00	0.00	0.00	0.0%
Other Debt Service - Principal		7439	0.00	0.00	0.00	0.00	0.00	0.0%
TOTAL, OTHER OUTGO (excluding Transfers of Indirect Costs)			784,742.00	771,700.00	235,883.16	771,700.00	0.00	0.0%
OTHER OUTGO - TRANSFERS OF INDIRECT COSTS								
Transfers of Indirect Costs		7310	131,692.00	168,837.00	11,486.61	168,837.00	0.00	0.0%
Transfers of Indirect Costs - Interfund		7350	0.00	0.00	0.00	0.00	0.00	0.0%
TOTAL, OTHER OUTGO - TRANSFERS OF INDIRECT COSTS			131,692.00	168,837.00	11,486.61	168,837.00	0.00	0.0%
TOTAL, EXPENDITURES			10,214,122.00	10,801,454.00	5,322,460.69	10,801,454.00	0.00	0.0%

Description	Resource Codes	Object Codes	Original Budget (A)	Board Approved Operating Budget (B)	Actuals To Date (C)	Projected Year Totals (D)	Difference (Col B & D) (E)	% Diff (E/B) (F)
ERFUND TRANSFERS								
INTERFUND TRANSFERS IN								
From: Special Reserve Fund		8912	0.00	0.00	0.00	0.00	0.00	0.0%
From: Bond Interest and Redemption Fund		8914	0.00	0.00	0.00	0.00		
Other Authorized Interfund Transfers In		8919	0.00	0.00	0.00	0.00	0.00	0.0%
(a) TOTAL, INTERFUND TRANSFERS IN			0.00	0.00	0.00	0.00	0.00	0.0%
INTERFUND TRANSFERS OUT								
To: Child Development Fund		7611	0.00	0.00	0.00	0.00	0.00	0.0%
To: Special Reserve Fund		7612	0.00	0.00	0.00	0.00	0.00	0.0%
To: State School Building Fund/ County School Facilities Fund		7613	0.00	0.00	0.00	0.00	0.00	0.0%
To: Cafeteria Fund		7616	0.00	0.00	0.00	0.00	0.00	0.0%
Other Authorized Interfund Transfers Out		7619	0.00	0.00	0.00	0.00	0.00	0.0%
(b) TOTAL, INTERFUND TRANSFERS OUT			0.00	0.00	0.00	0.00	0.00	0.0%
OTHER SOURCES/USES								
SOURCES								
State Apportionments Emergency Apportionments		8931	0.00	0.00	0.00	0.00		
Proceeds								
Proceeds from Sale/Lease-Purchase of Land/Buildings		8953	0.00	0.00	0.00	0.00	0.00	0.0%
Other Sources								
Transfers from Funds of Lapsed/Reorganized LEAs		8965	0.00	0.00	0.00	0.00	0.00	0.0%
Long-Term Debt Proceeds Proceeds from Certificates of Participation		8971	0.00	0.00	0.00	0.00	0.00	0.0%
Proceeds from Capital Leases		8972	0.00	0.00	0.00	0.00	0.00	0.0%
Proceeds from Lease Revenue Bonds		8973	0.00	0.00	0.00	0.00	0.00	0.0%
All Other Financing Sources		8979	0.00	0.00	0.00	0.00	0.00	0.0%
(c) TOTAL, SOURCES			0.00	0.00	0.00	0.00	0.00	0.0%
USES								
Transfers of Funds from Lapsed/Reorganized LEAs		7651	0.00	0.00	0.00	0.00	0.00	0.0%
All Other Financing Uses		7699	0.00	0.00	0.00	0.00	0.00	0.0%
(d) TOTAL, USES			0.00	0.00	0.00	0.00	0.00	0.0%
CONTRIBUTIONS								
Contributions from Unrestricted Revenues		8980	4,509,227.00	4,518,236.00	51,818.51	4,518,236.00	0.00	0.0%
Contributions from Restricted Revenues		8990	0.00	0.00	0.00	0.00	0.00	0.0%
(e) TOTAL, CONTRIBUTIONS			4,509,227.00	4,518,236.00	51,818.51	4,518,236.00	0.00	0.0%
TOTAL, OTHER FINANCING SOURCES/USES (a - b + c - d + e)			4,509,227.00	4,518,236.00	51,818.51	4,518,236.00	0.00	0.0%

Description	Resource Codes	Object Codes	Original Budget (A)	Board Approved Operating Budget (B)	Actuals To Date (C)	Projected Year Totals (D)	Difference (Col B & D) (E)	% Diff (E/B) (F)
A. REVENUES								
1) LCFF Sources		8010-8099	32,536,872.00	32,885,150.00	20,244,130.04	32,885,150.00	0.00	0.0%
2) Federal Revenue		8100-8299	1,506,738.00	1,979,848.00	717,267.69	1,979,848.00	0.00	0.0%
3) Other State Revenue		8300-8599	2,606,148.00	3,158,448.20	1,963,185.06	3,158,448.20	0.00	0.0%
4) Other Local Revenue		8600-8799	2,711,035.00	2,830,155.00	1,140,518.11	2,830,155.00	0.00	0.0%
5) TOTAL, REVENUES			39,560,793.00	40,853,601.20	24,065,101.10	40,853,601.20		
B. EXPENDITURES								
1) Certificated Salaries		1000-1999	15,848,544.00	15,823,804.00	8,176,046.26	15,823,804.00	0.00	0.0%
2) Classified Salaries		2000-2999	5,522,230.00	5,620,863.00	3,121,623.64	5,620,863.00	0.00	0.0%
3) Employee Benefits		3000-3999	6,774,321.00	6,854,477.00	3,856,197.99	6,854,477.00	0.00	0.0%
4) Books and Supplies		4000-4999	2,490,772.00	2,856,292.00	1,800,670.69	2,856,292.00	0.00	0.0%
5) Services and Other Operating Expenditures		5000-5999	5,780,209.00	6,261,564.00	3,060,696.26	6,261,564.00	0.00	0.0%
6) Capital Outlay		6000-6999	1,333,286.00	1,207,510.00	534,301.50	1,207,510.00	0.00	0.0%
7) Other Outgo (excluding Transfers of Indirect Costs)		7100-7299 7400-7499	922,411.00	909,369.00	300,916.04	909,369.00	0.00	0.0%
8) Other Outgo - Transfers of Indirect Costs		7300-7399	(33,957.00)	(33,957.00)	0.00	(33,957.00)	0.00	0.0%
9) TOTAL, EXPENDITURES			38,637,816.00	39,499,922.00	20,850,452.38	39,499,922.00		
C. EXCESS (DEFICIENCY) OF REVENUES OVER EXPENDITURES BEFORE OTHER FINANCING SOURCES AND USES (A5 - B9)			922,977.00	1,353,679.20	3,214,648.72	1,353,679.20		
D. OTHER FINANCING SOURCES/USES								
1) Interfund Transfers								
a) Transfers In		8900-8929	0.00	0.00	0.00	0.00	0.00	0.0%
b) Transfers Out		7600-7629	18,000.00	18,000.00	0.00	18,000.00	0.00	0.0%
2) Other Sources/Uses								
a) Sources		8930-8979	0.00	0.00	0.00	0.00	0.00	0.0%
b) Uses		7630-7699	0.00	0.00	0.00	0.00	0.00	0.0%
3) Contributions		8980-8999	0.00	0.00	0.00	0.00	0.00	0.0%
4) TOTAL, OTHER FINANCING SOURCES/USES			(18,000.00)	(18,000.00)	0.00	(18,000.00)		

Description	Resource Codes	Object Codes	Original Budget (A)	Board Approved Operating Budget (B)	Actuals To Date (C)	Projected Year Totals (D)	Difference (Col B & D) (E)	% Diff (E/B) (F)
NET INCREASE (DECREASE) IN FUND BALANCE (C + D4)			904,977.00	1,335,679.20	3,214,648.72	1,335,679.20		
F. FUND BALANCE, RESERVES								
1) Beginning Fund Balance								
a) As of July 1 - Unaudited		9791	5,482,045.80	5,482,045.80		5,482,045.80	0.00	0.0%
b) Audit Adjustments		9793	0.00	0.00		0.00	0.00	0.0%
c) As of July 1 - Audited (F1a + F1b)			5,482,045.80	5,482,045.80		5,482,045.80		
d) Other Restatements		9795	0.00	0.00		0.00	0.00	0.0%
e) Adjusted Beginning Balance (F1c + F1d)			5,482,045.80	5,482,045.80		5,482,045.80		
2) Ending Balance, June 30 (E + F1e)			6,387,022.80	6,817,725.00		6,817,725.00		
Components of Ending Fund Balance								
a) Nonspendable								
Revolving Cash		9711	5,000.00	5,000.00		5,000.00		
Stores		9712	0.00	0.00		0.00		
Prepaid Items		9713	0.00	0.00		0.00		
All Others		9719	0.00	0.00		0.00		
b) Restricted		9740	537,329.04	1,226,783.04		1,226,783.04		
c) Committed								
Stabilization Arrangements		9750	0.00	0.00		0.00		
Other Commitments		9760	0.00	0.00		0.00		
d) Assigned								
Other Assignments		9780	2,753,826.06	2,425,947.96		2,425,947.96		
RESERVE FOR PARS	0000	9780	*106,962.00*					
1-TIME ROP RESERVE	0000	9780	*149,232.43*					
1-TIME MANDATE REIMBURSEMEN	0000	9780	*1,160,769.05*					
RESERVE FOR SPECIAL EDUCATIO	0000	9780	*175,000.00*					
RESERVE FOR FACILITY PROJECTS	0000	9780	*272,455.26*					
RESERVE FOR HEALTH ENROLLME	0000	9780	*100,000.00*					
RESERVE FOR PERS/STRS INCREA	0000	9780	*250,000.00*					
RESERVE FOR INSTRUCTIONAL MA	1100	9780	*539,407.32*					
RESERVE FOR PARS	0000	9780		*106,962.00*				
1-TIME ROP RESERVE	0000	9780		*117,633.78*				
1-TIME MANDATE REIMBURSEMEN	0000	9780		*1,145,234.05*				
RESERVE FOR SPECIAL ED	0000	9780		*81,031.28*				
RESERVE FOR PERS/STRS	0000	9780		*100,933.91*				
RESERVE FOR INSTRUCTIONAL MA	1100	9780		*549,252.52*				
EPA APPROVED EXPENDITURES	1400	9780		*324,900.42*				
RESERVE FOR PARS	0000	9780				*106,962.00*		
1-TIME ROP FUNDING RESERVE	0000	9780				*148,646.05*		
1-TIME MANDATE REIMBURSEMEN	0000	9780				*1,146,426.57*		
RESERVE FOR SPECIAL EDUCATIO	0000	9780				*149,760.40*		
RESERVE FOR INSTRUCTIONAL MA	1100	9780				*549,252.52*		
EPA APPROVED EXPENDITURES	1400	9780				*324,900.42*		
e) Unassigned/Unappropriated								
Reserve for Economic Uncertainties		9789	3,091,025.70	3,159,994.00		3,159,994.00		
Unassigned/Unappropriated Amount		9790	(158.00)	0.00		0.00		

Description	Resource Codes	Object Codes	Original Budget (A)	Board Approved Operating Budget (B)	Actuals To Date (C)	Projected Year Totals (D)	Difference (Col B & D) (E)	% Diff (E/B) (F)
LCFF SOURCES								
Principal Apportionment State Aid - Current Year		8011	23,170,329.00	22,568,346.00	14,389,927.00	22,568,346.00	0.00	0.0%
Education Protection Account State Aid - Current Year		8012	3,898,633.00	4,223,533.00	2,254,007.00	4,223,533.00	0.00	0.0%
State Aid - Prior Years		8019	0.00	0.00	0.00	0.00	0.00	0.0%
Tax Relief Subventions Homeowners' Exemptions		8021	58,678.00	62,702.00	29,447.83	62,702.00	0.00	0.0%
Timber Yield Tax		8022	0.00	0.00	0.00	0.00	0.00	0.0%
Other Subventions/In-Lieu Taxes		8029	2,254.00	2,325.00	0.00	2,325.00	0.00	0.0%
County & District Taxes Secured Roll Taxes		8041	5,173,247.00	5,506,402.00	3,048,797.22	5,506,402.00	0.00	0.0%
Unsecured Roll Taxes		8042	263,547.00	279,060.00	287,698.41	279,060.00	0.00	0.0%
Prior Years' Taxes		8043	2,082.00	5,220.00	1,973.44	5,220.00	0.00	0.0%
Supplemental Taxes		8044	120,115.00	101,518.00	54,221.49	101,518.00	0.00	0.0%
Education Revenue Augmentation Fund (ERAF)		8045	(557,410.00)	(459,458.00)	(304,133.13)	(459,458.00)	0.00	0.0%
Community Redevelopment Funds (SB 617/699/1992)		8047	0.00	240,177.00	240,176.78	240,177.00	0.00	0.0%
Penalties and Interest from Delinquent Taxes		8048	0.00	0.00	0.00	0.00	0.00	0.0%
Miscellaneous Funds (EC 41604) Royalties and Bonuses		8081	0.00	0.00	0.00	0.00	0.00	0.0%
Other In-Lieu Taxes		8082	0.00	0.00	0.00	0.00	0.00	0.0%
Less: Non-LCFF (50%) Adjustment		8089	0.00	0.00	0.00	0.00	0.00	0.0%
Subtotal, LCFF Sources			32,131,475.00	32,529,825.00	20,002,116.04	32,529,825.00	0.00	0.0%
LCFF Transfers								
Unrestricted LCFF Transfers - Current Year	0000	8091	0.00	0.00	0.00	0.00	0.00	0.0%
All Other LCFF Transfers - Current Year	All Other	8091	0.00	0.00	0.00	0.00	0.00	0.0%
Transfers to Charter Schools in Lieu of Property Taxes		8096	(5,449.00)	(55,521.00)	(2,344.00)	(55,521.00)	0.00	0.0%
Property Taxes Transfers		8097	410,846.00	410,846.00	244,358.00	410,846.00	0.00	0.0%
LCFF/Revenue Limit Transfers - Prior Years		8099	0.00	0.00	0.00	0.00	0.00	0.0%
TOTAL, LCFF SOURCES			32,536,872.00	32,885,150.00	20,244,130.04	32,885,150.00	0.00	0.0%
FEDERAL REVENUE								
Maintenance and Operations		8110	0.00	0.00	0.00	0.00	0.00	0.0%
Special Education Entitlement		8181	496,239.00	496,239.00	0.00	496,239.00	0.00	0.0%
Special Education Discretionary Grants		8182	0.00	0.00	0.00	0.00	0.00	0.0%
Child Nutrition Programs		8220	0.00	0.00	0.00	0.00	0.00	0.0%
Donated Food Commodities		8221	0.00	0.00	0.00	0.00	0.00	0.0%
Forest Reserve Funds		8260	0.00	0.00	0.00	0.00	0.00	0.0%
Flood Control Funds		8270	0.00	0.00	0.00	0.00	0.00	0.0%
Wildlife Reserve Funds		8280	0.00	0.00	0.00	0.00	0.00	0.0%
FEMA		8281	0.00	0.00	0.00	0.00	0.00	0.0%
Interagency Contracts Between LEAs		8285	0.00	0.00	0.00	0.00	0.00	0.0%
Pass-Through Revenues from Federal Sources		8287	0.00	0.00	0.00	0.00	0.00	0.0%
Title I, Part A, Basic	3010	8290	579,677.00	854,854.00	394,081.01	854,854.00	0.00	0.0%
Title I, Part D, Local Delinquent Programs	3025	8290	0.00	0.00	0.00	0.00	0.00	0.0%
Title II, Part A, Educator Quality	4035	8290	94,862.00	74,585.00	37,789.96	74,585.00	0.00	0.0%

Description	Resource Codes	Object Codes	Original Budget (A)	Board Approved Operating Budget (B)	Actuals To Date (C)	Projected Year Totals (D)	Difference (Col B & D) (E)	% Diff (E/B) (F)
Title III, Part A, Immigrant Education Program	4201	8290	0.00	0.00	0.00	0.00	0.00	0.0%
Title III, Part A, English Learner Program	4203	8290	106,090.00	201,893.00	115,591.40	201,893.00	0.00	0.0%
Public Charter Schools Grant Program (PCSGP)	4610	8290	0.00	0.00	0.00	0.00	0.00	0.0%
Other NCLB / Every Student Succeeds Act	3020, 3040, 3041, 3045, 3060, 3061, 3110, 3150, 3155, 3177, 3180, 3181, 3185, 4050, 4123, 4124, 4126, 4127, 5510, 5630	8290	87,420.00	169,887.00	114,611.23	169,887.00	0.00	0.0%
Career and Technical Education	3500-3599	8290	25,034.00	25,034.00	(0.22)	25,034.00	0.00	0.0%
All Other Federal Revenue	All Other	8290	117,416.00	157,356.00	55,194.51	157,356.00	0.00	0.0%
TOTAL, FEDERAL REVENUE			1,506,738.00	1,979,848.00	717,267.89	1,979,848.00	0.00	0.0%
OTHER STATE REVENUE								
Other State Apportionments								
ROC/P Entitlement Prior Years	6360	8319	0.00	0.00	0.00	0.00	0.00	0.0%
Special Education Master Plan Current Year	6500	8311	0.00	0.00	0.00	0.00	0.00	0.0%
Prior Years	6500	8319	0.00	0.00	0.00	0.00	0.00	0.0%
All Other State Apportionments - Current Year	All Other	8311	0.00	0.00	0.00	0.00	0.00	0.0%
All Other State Apportionments - Prior Years	All Other	8319	0.00	0.00	0.00	0.00	0.00	0.0%
Child Nutrition Programs		8520	0.00	0.00	0.00	0.00	0.00	0.0%
Mandated Costs Reimbursements		8550	1,033,032.00	554,916.00	278,460.00	554,916.00	0.00	0.0%
Lottery - Unrestricted and Instructional Materi		8560	587,178.00	649,087.20	210,713.53	649,087.20	0.00	0.0%
Tax Relief Subventions Restricted Levies - Other								
Homeowners' Exemptions		8575	0.00	0.00	0.00	0.00	0.00	0.0%
Other Subventions/In-Lieu Taxes		8576	0.00	0.00	0.00	0.00	0.00	0.0%
Pass-Through Revenues from State Sources		8587	0.00	0.00	0.00	0.00	0.00	0.0%
After School Education and Safety (ASES)	6010	8590	931,258.00	931,258.00	605,316.90	931,258.00	0.00	0.0%
Charter School Facility Grant	6030	8590	0.00	0.00	0.00	0.00	0.00	0.0%
Career Technical Education Incentive Grant Program	6387	8590	219,272.00	228,554.00	228,554.63	228,554.00	0.00	0.0%
Drug/Alcohol/Tobacco Funds	6650, 6690, 6695	8590	0.00	0.00	0.00	0.00	0.00	0.0%
California Clean Energy Jobs Act	6230	8590	0.00	506,539.00	506,539.00	506,539.00	0.00	0.0%
Specialized Secondary	7370	8590	0.00	0.00	0.00	0.00	0.00	0.0%
American Indian Early Childhood Education	7210	8590	0.00	0.00	0.00	0.00	0.00	0.0%
Quality Education Investment Act	7400	8590	0.00	0.00	0.00	0.00	0.00	0.0%
All Other State Revenue	All Other	8590	35,408.00	288,094.00	133,601.00	288,094.00	0.00	0.0%
TOTAL, OTHER STATE REVENUE			2,806,148.00	3,158,448.20	1,963,185.06	3,158,448.20	0.00	0.0%

Description	Resource Codes	Object Codes	Original Budget (A)	Board Approved Operating Budget (B)	Actuals To Date (C)	Projected Year Totals (D)	Difference (Col B & D) (E)	% Diff (E/B) (F)
THER LOCAL REVENUE								
Other Local Revenue								
County and District Taxes								
Other Restricted Levies								
Secured Roll		8615	0.00	0.00	0.00	0.00	0.00	0.0%
Unsecured Roll		8616	0.00	0.00	0.00	0.00	0.00	0.0%
Prior Years' Taxes		8617	0.00	0.00	0.00	0.00	0.00	0.0%
Supplemental Taxes		8618	0.00	0.00	0.00	0.00	0.00	0.0%
Non-Ad Valorem Taxes								
Parcel Taxes		8621	0.00	0.00	0.00	0.00	0.00	0.0%
Other		8622	0.00	0.00	0.00	0.00	0.00	0.0%
Community Redevelopment Funds Not Subject to LCFF Deduction		8625	213,954.00	232,681.00	232,680.33	232,681.00	0.00	0.0%
Penalties and Interest from Delinquent Non-LCFF Taxes		8629	0.00	0.00	0.00	0.00	0.00	0.0%
Sales								
Sale of Equipment/Supplies		8631	0.00	0.00	0.00	0.00	0.00	0.0%
Sale of Publications		8632	0.00	0.00	0.00	0.00	0.00	0.0%
Food Service Sales		8634	0.00	0.00	0.00	0.00	0.00	0.0%
All Other Sales		8639	0.00	0.00	0.00	0.00	0.00	0.0%
Leases and Rentals		8650	0.00	0.00	0.00	0.00	0.00	0.0%
Interest		8660	75,000.00	165,000.00	82,458.69	165,000.00	0.00	0.0%
Net Increase (Decrease) in the Fair Value of Investments		8662	0.00	0.00	0.00	0.00	0.00	0.0%
Fees and Contracts								
Adult Education Fees		8671	0.00	0.00	0.00	0.00	0.00	0.0%
Non-Resident Students		8672	0.00	0.00	0.00	0.00	0.00	0.0%
Transportation Fees From Individuals		8675	0.00	0.00	0.00	0.00	0.00	0.0%
Interagency Services		8677	751,872.00	752,030.00	89,486.03	752,030.00	0.00	0.0%
Mitigation/Developer Fees		8681	0.00	0.00	0.00	0.00	0.00	0.0%
All Other Fees and Contracts		8689	0.00	0.00	0.00	0.00	0.00	0.0%
Other Local Revenue								
Plus: Misc Funds Non-LCFF (50%) Adjustment		8691	0.00	0.00	0.00	0.00	0.00	0.0%
Pass-Through Revenues From Local Sources		8697	0.00	0.00	0.00	0.00	0.00	0.0%
All Other Local Revenue		8699	267,209.00	277,444.00	133,765.06	277,444.00	0.00	0.0%
Tuition		8710	0.00	0.00	0.00	0.00	0.00	0.0%
All Other Transfers In		8781-8783	0.00	0.00	0.00	0.00	0.00	0.0%
Transfers Of Apportionments								
Special Education SELPA Transfers								
From Districts or Charter Schools	6500	8791	200,077.00	200,077.00	0.00	200,077.00	0.00	0.0%
From County Offices	6500	8792	1,202,923.00	1,202,923.00	602,128.00	1,202,923.00	0.00	0.0%
From JPAs	6500	8793	0.00	0.00	0.00	0.00	0.00	0.0%
ROC/P Transfers								
From Districts or Charter Schools	6360	8791	0.00	0.00	0.00	0.00	0.00	0.0%
From County Offices	6360	8792	0.00	0.00	0.00	0.00	0.00	0.0%
From JPAs	6360	8793	0.00	0.00	0.00	0.00	0.00	0.0%
Other Transfers of Apportionments								
From Districts or Charter Schools	All Other	8791	0.00	0.00	0.00	0.00	0.00	0.0%
From County Offices	All Other	8792	0.00	0.00	0.00	0.00	0.00	0.0%
From JPAs	All Other	8793	0.00	0.00	0.00	0.00	0.00	0.0%
All Other Transfers In from All Others		8799	0.00	0.00	0.00	0.00	0.00	0.0%
TOTAL, OTHER LOCAL REVENUE			2,711,035.00	2,830,155.00	1,140,518.11	2,830,155.00	0.00	0.0%
TAL, REVENUES			39,560,793.00	40,853,601.20	24,065,101.10	40,853,601.20	0.00	0.0%

Description	Resource Codes	Object Codes	Original Budget (A)	Board Approved Operating Budget (B)	Actuals To Date (C)	Projected Year Totals (D)	Difference (Col B & D) (E)	% Diff (E/B) (F)
ERTIFICATED SALARIES								
Certificated Teachers' Salaries		1100	12,554,344.00	12,546,643.00	6,252,188.32	12,546,643.00	0.00	0.0%
Certificated Pupil Support Salaries		1200	1,426,484.00	1,416,945.00	839,395.12	1,416,945.00	0.00	0.0%
Certificated Supervisors' and Administrators' Salaries		1300	1,867,716.00	1,860,216.00	1,084,462.82	1,860,216.00	0.00	0.0%
Other Certificated Salaries		1900	0.00	0.00	0.00	0.00	0.00	0.0%
TOTAL, CERTIFICATED SALARIES			15,848,544.00	15,823,804.00	8,176,046.26	15,823,804.00	0.00	0.0%
CLASSIFIED SALARIES								
Classified Instructional Salaries		2100	1,726,261.00	1,764,815.32	949,363.20	1,764,815.32	0.00	0.0%
Classified Support Salaries		2200	1,748,090.00	1,744,621.00	981,316.39	1,744,621.00	0.00	0.0%
Classified Supervisors' and Administrators' Salaries		2300	299,061.00	299,061.00	174,565.58	299,061.00	0.00	0.0%
Clerical, Technical and Office Salaries		2400	1,397,281.00	1,361,737.68	784,369.66	1,361,737.68	0.00	0.0%
Other Classified Salaries		2900	351,537.00	450,628.00	232,008.81	450,628.00	0.00	0.0%
TOTAL, CLASSIFIED SALARIES			5,522,230.00	5,620,863.00	3,121,623.64	5,620,863.00	0.00	0.0%
EMPLOYEE BENEFITS								
STRS		3101-3102	2,578,309.00	2,584,726.00	1,496,636.41	2,584,726.00	0.00	0.0%
PERS		3201-3202	954,193.00	978,396.00	505,362.47	978,396.00	0.00	0.0%
OASDI/Medicare/Alternative		3301-3302	648,518.00	663,094.00	361,074.81	663,094.00	0.00	0.0%
Health and Welfare Benefits		3401-3402	2,038,656.00	2,035,589.00	1,163,993.61	2,035,589.00	0.00	0.0%
Unemployment Insurance		3501-3502	10,668.00	10,804.00	5,891.48	10,804.00	0.00	0.0%
Workers' Compensation		3601-3602	413,538.00	418,376.00	229,122.71	418,376.00	0.00	0.0%
OPEB, Allocated		3701-3702	42,420.00	50,340.00	27,333.14	50,340.00	0.00	0.0%
OPEB, Active Employees		3751-3752	0.00	0.00	0.00	0.00	0.00	0.0%
ther Employee Benefits		3901-3902	88,019.00	113,152.00	66,783.36	113,152.00	0.00	0.0%
TOTAL, EMPLOYEE BENEFITS			6,774,321.00	6,854,477.00	3,856,197.99	6,854,477.00	0.00	0.0%
BOOKS AND SUPPLIES								
Approved Textbooks and Core Curricula Materials		4100	239,469.00	223,661.00	127,032.86	223,661.00	0.00	0.0%
Books and Other Reference Materials		4200	0.00	0.00	0.00	0.00	0.00	0.0%
Materials and Supplies		4300	2,009,325.00	2,220,960.00	1,407,304.58	2,220,960.00	0.00	0.0%
Noncapitalized Equipment		4400	241,978.00	411,671.00	266,333.25	411,671.00	0.00	0.0%
Food		4700	0.00	0.00	0.00	0.00	0.00	0.0%
TOTAL, BOOKS AND SUPPLIES			2,490,772.00	2,856,292.00	1,800,670.69	2,856,292.00	0.00	0.0%
SERVICES AND OTHER OPERATING EXPENDITURES								
Subagreements for Services		5100	2,544,897.00	2,549,387.00	931,690.87	2,549,387.00	0.00	0.0%
Travel and Conferences		5200	209,236.00	364,377.00	70,334.35	364,377.00	0.00	0.0%
Dues and Memberships		5300	17,856.00	50,876.00	49,807.28	50,876.00	0.00	0.0%
Insurance		5400-5450	316,899.00	316,899.00	290,119.00	316,899.00	0.00	0.0%
Operations and Housekeeping Services		5500	761,500.00	793,213.00	565,731.72	793,213.00	0.00	0.0%
Rentals, Leases, Repairs, and Noncapitalized Improvements		5600	226,442.00	229,077.00	138,113.95	229,077.00	0.00	0.0%
Transfers of Direct Costs		5710	0.00	0.00	0.00	0.00	0.00	0.0%
Transfers of Direct Costs - Interfund		5750	38,000.00	38,000.00	16,522.58	38,000.00	0.00	0.0%
Professional/Consulting Services and Operating Expenditures		5800	1,391,379.00	1,608,735.00	766,386.15	1,608,735.00	0.00	0.0%
Communications		5900	274,000.00	311,000.00	231,990.36	311,000.00	0.00	0.0%
TOTAL, SERVICES AND OTHER OPERATING EXPENDITURES			5,780,209.00	6,261,564.00	3,060,696.26	6,261,564.00	0.00	0.0%

Description	Resource Codes	Object Codes	Original Budget (A)	Board Approved Operating Budget (B)	Actuals To Date (C)	Projected Year Totals (D)	Difference (Col B & D) (E)	% Diff (E/B) (F)
.PITAL OUTLAY								
Land		6100	690,225.00	519,503.00	46,953.50	519,503.00	0.00	0.0%
Land Improvements		6170	0.00	0.00	0.00	0.00	0.00	0.0%
Buildings and Improvements of Buildings		6200	95,300.00	116,644.00	96,940.96	116,644.00	0.00	0.0%
Books and Media for New School Libraries or Major Expansion of School Libraries		6300	0.00	0.00	0.00	0.00	0.00	0.0%
Equipment		6400	478,761.00	460,959.00	348,797.68	460,959.00	0.00	0.0%
Equipment Replacement		6500	69,000.00	110,404.00	41,609.36	110,404.00	0.00	0.0%
TOTAL, CAPITAL OUTLAY			1,333,286.00	1,207,510.00	534,301.50	1,207,510.00	0.00	0.0%
OTHER OUTGO (excluding Transfers of Indirect Costs)								
Tuition								
Tuition for Instruction Under Interdistrict Attendance Agreements		7110	0.00	0.00	0.00	0.00	0.00	0.0%
State Special Schools		7130	0.00	0.00	0.00	0.00	0.00	0.0%
Tuition, Excess Costs, and/or Deficit Payments								
Payments to Districts or Charter Schools		7141	0.00	0.00	0.00	0.00	0.00	0.0%
Payments to County Offices		7142	847,775.00	834,733.00	264,205.16	834,733.00	0.00	0.0%
Payments to JPAs		7143	0.00	0.00	0.00	0.00	0.00	0.0%
Transfers of Pass-Through Revenues								
To Districts or Charter Schools		7211	0.00	0.00	0.00	0.00	0.00	0.0%
To County Offices		7212	0.00	0.00	0.00	0.00	0.00	0.0%
To JPAs		7213	0.00	0.00	0.00	0.00	0.00	0.0%
Special Education SELPA Transfers of Apportionments								
To Districts or Charter Schools	6500	7221	0.00	0.00	0.00	0.00	0.00	0.0%
To County Offices	6500	7222	0.00	0.00	0.00	0.00	0.00	0.0%
To JPAs	6500	7223	0.00	0.00	0.00	0.00	0.00	0.0%
ROC/P Transfers of Apportionments								
To Districts or Charter Schools	6360	7221	0.00	0.00	0.00	0.00	0.00	0.0%
To County Offices	6360	7222	0.00	0.00	0.00	0.00	0.00	0.0%
To JPAs	6360	7223	0.00	0.00	0.00	0.00	0.00	0.0%
Other Transfers of Apportionments	All Other	7221-7223	0.00	0.00	0.00	0.00	0.00	0.0%
All Other Transfers		7281-7283	0.00	0.00	0.00	0.00	0.00	0.0%
All Other Transfers Out to All Others		7299	0.00	0.00	0.00	0.00	0.00	0.0%
Debt Service								
Debt Service - Interest		7438	24,369.00	24,369.00	11,884.81	24,369.00	0.00	0.0%
Other Debt Service - Principal		7439	50,267.00	50,267.00	24,826.07	50,267.00	0.00	0.0%
TOTAL, OTHER OUTGO (excluding Transfers of Indirect Costs)			922,411.00	909,369.00	300,916.04	909,369.00	0.00	0.0%
OTHER OUTGO - TRANSFERS OF INDIRECT COSTS								
Transfers of Indirect Costs		7310	0.00	0.00	0.00	0.00		
Transfers of Indirect Costs - Interfund		7350	(33,957.00)	(33,957.00)	0.00	(33,957.00)	0.00	0.0%
TOTAL, OTHER OUTGO - TRANSFERS OF INDIRECT COSTS			(33,957.00)	(33,957.00)	0.00	(33,957.00)	0.00	0.0%
TOTAL, EXPENDITURES			38,637,816.00	39,499,922.00	20,850,452.38	39,499,922.00	0.00	0.0%

Description	Resource Codes	Object Codes	Original Budget (A)	Board Approved Operating Budget (B)	Actuals To Date (C)	Projected Year Totals (D)	Difference (Col B & D) (E)	% Diff (E/B) (F)
INTERFUND TRANSFERS								
INTERFUND TRANSFERS IN								
From: Special Reserve Fund		8912	0.00	0.00	0.00	0.00	0.00	0.0%
From: Bond Interest and Redemption Fund		8914	0.00	0.00	0.00	0.00	0.00	0.0%
Other Authorized Interfund Transfers In		8919	0.00	0.00	0.00	0.00	0.00	0.0%
(a) TOTAL, INTERFUND TRANSFERS IN			0.00	0.00	0.00	0.00	0.00	0.0%
INTERFUND TRANSFERS OUT								
To: Child Development Fund		7611	0.00	0.00	0.00	0.00	0.00	0.0%
To: Special Reserve Fund		7612	18,000.00	18,000.00	0.00	18,000.00	0.00	0.0%
To: State School Building Fund/ County School Facilities Fund		7613	0.00	0.00	0.00	0.00	0.00	0.0%
To: Cafeteria Fund		7616	0.00	0.00	0.00	0.00	0.00	0.0%
Other Authorized Interfund Transfers Out		7619	0.00	0.00	0.00	0.00	0.00	0.0%
(b) TOTAL, INTERFUND TRANSFERS OUT			18,000.00	18,000.00	0.00	18,000.00	0.00	0.0%
OTHER SOURCES/USES								
SOURCES								
State Apportionments Emergency Apportionments		8931	0.00	0.00	0.00	0.00	0.00	0.0%
Proceeds								
Proceeds from Sale/Lease-Purchase of Land/Buildings		8953	0.00	0.00	0.00	0.00	0.00	0.0%
Other Sources								
Transfers from Funds of Lapsed/Reorganized LEAs		8965	0.00	0.00	0.00	0.00	0.00	0.0%
Long-Term Debt Proceeds								
Proceeds from Certificates of Participation		8971	0.00	0.00	0.00	0.00	0.00	0.0%
Proceeds from Capital Leases		8972	0.00	0.00	0.00	0.00	0.00	0.0%
Proceeds from Lease Revenue Bonds		8973	0.00	0.00	0.00	0.00	0.00	0.0%
All Other Financing Sources		8979	0.00	0.00	0.00	0.00	0.00	0.0%
(c) TOTAL, SOURCES			0.00	0.00	0.00	0.00	0.00	0.0%
USES								
Transfers of Funds from Lapsed/Reorganized LEAs		7651	0.00	0.00	0.00	0.00	0.00	0.0%
All Other Financing Uses		7699	0.00	0.00	0.00	0.00	0.00	0.0%
(d) TOTAL, USES			0.00	0.00	0.00	0.00	0.00	0.0%
CONTRIBUTIONS								
Contributions from Unrestricted Revenues		8980	0.00	0.00	0.00	0.00		
Contributions from Restricted Revenues		8990	0.00	0.00	0.00	0.00		
(e) TOTAL, CONTRIBUTIONS			0.00	0.00	0.00	0.00	0.00	0.0%
TOTAL, OTHER FINANCING SOURCES/USES (a - b + c - d + e)			(18,000.00)	(18,000.00)	0.00	(18,000.00)	0.00	0.0%

Resource	Description	2018-19 Projected Year Totals
4201	ESSA: Title III, Immigrant Student Program	0.78
5640	Medi-Cal Billing Option	132,884.80
5810	Other Restricted Federal	7.66
6010	After School Education and Safety (ASES)	0.01
6230	California Clean Energy Jobs Act	566,306.79
6300	Lottery: Instructional Materials	78,772.75
6500	Special Education	32,497.00
7311	Classified School Employee Professional De	27,126.00
7338	College Readiness Block Grant	0.06
7510	Low-Performing Students Block Grant	164,010.00
9010	Other Restricted Local	225,177.19
Total, Restricted Balance		1,226,783.04

Description	Resource Codes	Object Codes	Original Budget (A)	Board Approved Operating Budget (B)	Actuals To Date (C)	Projected Year Totals (D)	Difference (Col B & D) (E)	% Diff Column B & D (F)
A. REVENUES								
1) LCFF Sources		8010-8099	0.00	0.00	0.00	0.00	0.00	0.0%
2) Federal Revenue		8100-8299	0.00	0.00	0.00	0.00	0.00	0.0%
3) Other State Revenue		8300-8599	111,911.00	111,911.00	56,247.50	111,911.00	0.00	0.0%
4) Other Local Revenue		8600-8799	75.00	225.00	157.90	225.00	0.00	0.0%
5) TOTAL, REVENUES			111,986.00	112,136.00	56,405.40	112,136.00		
B. EXPENDITURES								
1) Certificated Salaries		1000-1999	17,150.00	17,150.00	5,536.61	17,150.00	0.00	0.0%
2) Classified Salaries		2000-2999	49,583.00	39,285.00	18,526.23	39,285.00	0.00	0.0%
3) Employee Benefits		3000-3999	17,117.00	17,666.00	5,303.26	17,666.00	0.00	0.0%
4) Books and Supplies		4000-4999	18,914.00	37,620.00	1,390.58	37,620.00	0.00	0.0%
5) Services and Other Operating Expenditures		5000-5999	0.00	0.00	0.00	0.00	0.00	0.0%
6) Capital Outlay		6000-6999	0.00	0.00	0.00	0.00	0.00	0.0%
7) Other Outgo (excluding Transfers of Indirect Costs)		7100-7299, 7400-7499	0.00	0.00	0.00	0.00	0.00	0.0%
8) Other Outgo - Transfers of Indirect Costs		7300-7399	9,147.00	9,147.00	0.00	9,147.00	0.00	0.0%
9) TOTAL, EXPENDITURES			111,911.00	120,868.00	30,756.68	120,868.00		
C. EXCESS (DEFICIENCY) OF REVENUES OVER EXPENDITURES BEFORE OTHER FINANCING SOURCES AND USES (A5 - B9)			75.00	(8,732.00)	25,648.72	(8,732.00)		
D. OTHER FINANCING SOURCES/USES								
1) Interfund Transfers a) Transfers In		8900-8929	0.00	0.00	0.00	0.00	0.00	0.0%
b) Transfers Out		7600-7629	0.00	0.00	0.00	0.00	0.00	0.0%
2) Other Sources/Uses a) Sources		8930-8979	0.00	0.00	0.00	0.00	0.00	0.0%
b) Uses		7630-7699	0.00	0.00	0.00	0.00	0.00	0.0%
3) Contributions		8980-8999	0.00	0.00	0.00	0.00	0.00	0.0%
4) TOTAL, OTHER FINANCING SOURCES/USES			0.00	0.00	0.00	0.00		

Description	Resource Codes	Object Codes	Original Budget (A)	Board Approved Operating Budget (B)	Actuals To Date (C)	Projected Year Totals (D)	Difference (Col B & D) (E)	% Diff Column B & D (F)
E. NET INCREASE (DECREASE) IN FUND BALANCE (C + D4)			75.00	(8,732.00)	25,648.72	(8,732.00)		
F. FUND BALANCE, RESERVES								
1) Beginning Fund Balance								
a) As of July 1 - Unaudited		9791	9,874.80	9,874.80		9,874.80	0.00	0.0%
b) Audit Adjustments		9793	0.00	0.00		0.00	0.00	0.0%
c) As of July 1 - Audited (F1a + F1b)			9,874.80	9,874.80		9,874.80		
d) Other Restatements		9795	0.00	0.00		0.00	0.00	0.0%
e) Adjusted Beginning Balance (F1c + F1d)			9,874.80	9,874.80		9,874.80		
2) Ending Balance, June 30 (E + F1e)			9,949.80	1,142.80		1,142.80		
Components of Ending Fund Balance								
a) Nonspendable								
Revolving Cash		9711	0.00	0.00		0.00		
Stores		9712	0.00	0.00		0.00		
Prepaid Items		9713	0.00	0.00		0.00		
All Others		9719	0.00	0.00		0.00		
b) Restricted		9740	8,958.87	1.87		1.87		
c) Committed								
Stabilization Arrangements		9750	0.00	0.00		0.00		
Other Commitments		9760	0.00	0.00		0.00		
d) Assigned								
Other Assignments		9780	990.93	1,140.93		1,140.93		
INTEREST	0000	9780	990.93					
INTEREST	0000	9780		1,140.93				
INTEREST	0000	9780				1,140.93		
e) Unassigned/Unappropriated								
Reserve for Economic Uncertainties		9789	0.00	0.00		0.00		
Unassigned/Unappropriated Amount		9790	0.00	0.00		0.00		

Description	Resource Codes	Object Codes	Original Budget (A)	Board Approved Operating Budget (B)	Actuals To Date (C)	Projected Year Totals (D)	Difference (Col B & D) (E)	% Diff Column B & D (F)
LCFF SOURCES								
LCFF Transfers								
LCFF Transfers - Current Year		8091	0.00	0.00	0.00	0.00	0.00	0.0%
LCFF/Revenue Limit Transfers - Prior Years		8099	0.00	0.00	0.00	0.00	0.00	0.0%
TOTAL, LCFF SOURCES			0.00	0.00	0.00	0.00	0.00	0.0%
FEDERAL REVENUE								
Interagency Contracts Between LEAs		8285	0.00	0.00	0.00	0.00	0.00	0.0%
Career and Technical Education	3500-3599	8290	0.00	0.00	0.00	0.00	0.00	0.0%
All Other Federal Revenue	All Other	8290	0.00	0.00	0.00	0.00	0.00	0.0%
TOTAL, FEDERAL REVENUE			0.00	0.00	0.00	0.00	0.00	0.0%
OTHER STATE REVENUE								
Other State Apportionments								
All Other State Apportionments - Current Year		8311	0.00	0.00	0.00	0.00	0.00	0.0%
All Other State Apportionments - Prior Years		8319	0.00	0.00	0.00	0.00	0.00	0.0%
Pass-Through Revenues from State Sources		8587	0.00	0.00	0.00	0.00	0.00	0.0%
Adult Education Block Grant Program	6391	8590	111,911.00	111,911.00	56,247.50	111,911.00	0.00	0.0%
All Other State Revenue	All Other	8590	0.00	0.00	0.00	0.00	0.00	0.0%
TOTAL, OTHER STATE REVENUE			111,911.00	111,911.00	56,247.50	111,911.00	0.00	0.0%
OTHER LOCAL REVENUE								
Sales								
Sale of Equipment/Supplies		8631	0.00	0.00	0.00	0.00	0.00	0.0%
Leases and Rentals		8650	0.00	0.00	0.00	0.00	0.00	0.0%
Interest		8660	75.00	225.00	157.90	225.00	0.00	0.0%
Net Increase (Decrease) in the Fair Value of Investments		8662	0.00	0.00	0.00	0.00	0.00	0.0%
Fees and Contracts								
Adult Education Fees		8671	0.00	0.00	0.00	0.00	0.00	0.0%
Interagency Services		8677	0.00	0.00	0.00	0.00	0.00	0.0%
Other Local Revenue								
All Other Local Revenue		8699	0.00	0.00	0.00	0.00	0.00	0.0%
Tuition		8710	0.00	0.00	0.00	0.00	0.00	0.0%
TOTAL, OTHER LOCAL REVENUE			75.00	225.00	157.90	225.00	0.00	0.0%
TOTAL, REVENUES			111,986.00	112,136.00	56,405.40	112,136.00		

Description	Resource Codes	Object Codes	Original Budget (A)	Board Approved Operating Budget (B)	Actuals To Date (C)	Projected Year Totals (D)	Difference (Col B & D) (E)	% Diff Column B & D (F)
CERTIFICATED SALARIES								
Certificated Teachers' Salaries		1100	17,150.00	17,150.00	5,536.61	17,150.00	0.00	0.0%
Certificated Pupil Support Salaries		1200	0.00	0.00	0.00	0.00	0.00	0.0%
Certificated Supervisors' and Administrators' Salaries		1300	0.00	0.00	0.00	0.00	0.00	0.0%
Other Certificated Salaries		1900	0.00	0.00	0.00	0.00	0.00	0.0%
TOTAL, CERTIFICATED SALARIES			17,150.00	17,150.00	5,536.61	17,150.00	0.00	0.0%
CLASSIFIED SALARIES								
Classified Instructional Salaries		2100	28,583.00	21,632.00	10,113.68	21,632.00	0.00	0.0%
Classified Support Salaries		2200	0.00	0.00	0.00	0.00	0.00	0.0%
Classified Supervisors' and Administrators' Salaries		2300	0.00	0.00	0.00	0.00	0.00	0.0%
Clerical, Technical and Office Salaries		2400	15,000.00	11,653.00	6,249.15	11,653.00	0.00	0.0%
Other Classified Salaries		2900	6,000.00	6,000.00	2,163.40	6,000.00	0.00	0.0%
TOTAL, CLASSIFIED SALARIES			49,583.00	39,285.00	18,526.23	39,285.00	0.00	0.0%
EMPLOYEE BENEFITS								
STRS		3101-3102	2,792.00	2,792.00	901.36	2,792.00	0.00	0.0%
PERS		3201-3202	8,955.00	8,955.00	1,231.35	8,955.00	0.00	0.0%
OASDI/Medicare/Alternative		3301-3302	4,042.00	4,042.00	1,369.00	4,042.00	0.00	0.0%
Health and Welfare Benefits		3401-3402	0.00	1,091.00	1,361.91	1,091.00	0.00	0.0%
Unemployment Insurance		3501-3502	33.00	33.00	11.03	33.00	0.00	0.0%
Workers' Compensation		3601-3602	1,295.00	753.00	428.61	753.00	0.00	0.0%
OPEB, Allocated		3701-3702	0.00	0.00	0.00	0.00	0.00	0.0%
OPEB, Active Employees		3751-3752	0.00	0.00	0.00	0.00	0.00	0.0%
Other Employee Benefits		3901-3902	0.00	0.00	0.00	0.00	0.00	0.0%
TOTAL, EMPLOYEE BENEFITS			17,117.00	17,666.00	5,303.26	17,666.00	0.00	0.0%
BOOKS AND SUPPLIES								
Approved Textbooks and Core Curricula Materials		4100	0.00	0.00	0.00	0.00	0.00	0.0%
Books and Other Reference Materials		4200	0.00	0.00	0.00	0.00	0.00	0.0%
Materials and Supplies		4300	6,914.00	10,146.00	1,390.58	10,146.00	0.00	0.0%
Noncapitalized Equipment		4400	12,000.00	27,474.00	0.00	27,474.00	0.00	0.0%
TOTAL, BOOKS AND SUPPLIES			18,914.00	37,620.00	1,390.58	37,620.00	0.00	0.0%

Description	Resource Codes	Object Codes	Original Budget (A)	Board Approved Operating Budget (B)	Actuals To Date (C)	Projected Year Totals (D)	Difference (Col B & D) (E)	% Diff Column B & D (F)
SERVICES AND OTHER OPERATING EXPENDITURES								
Subagreements for Services		5100	0.00	0.00	0.00	0.00	0.00	0.0%
Travel and Conferences		5200	0.00	0.00	0.00	0.00	0.00	0.0%
Dues and Memberships		5300	0.00	0.00	0.00	0.00	0.00	0.0%
Insurance		5400-5450	0.00	0.00	0.00	0.00	0.00	0.0%
Operations and Housekeeping Services		5500	0.00	0.00	0.00	0.00	0.00	0.0%
Rentals, Leases, Repairs, and Noncapitalized Improvements		5600	0.00	0.00	0.00	0.00	0.00	0.0%
Transfers of Direct Costs		5710	0.00	0.00	0.00	0.00	0.00	0.0%
Transfers of Direct Costs - Interfund		5750	0.00	0.00	0.00	0.00	0.00	0.0%
Professional/Consulting Services and Operating Expenditures		5800	0.00	0.00	0.00	0.00	0.00	0.0%
Communications		5900	0.00	0.00	0.00	0.00	0.00	0.0%
TOTAL, SERVICES AND OTHER OPERATING EXPENDITURES			0.00	0.00	0.00	0.00	0.00	0.0%
CAPITAL OUTLAY								
Land		6100	0.00	0.00	0.00	0.00	0.00	0.0%
Land Improvements		6170	0.00	0.00	0.00	0.00	0.00	0.0%
Buildings and Improvements of Buildings		6200	0.00	0.00	0.00	0.00	0.00	0.0%
Equipment		6400	0.00	0.00	0.00	0.00	0.00	0.0%
Equipment Replacement		6500	0.00	0.00	0.00	0.00	0.00	0.0%
TOTAL, CAPITAL OUTLAY			0.00	0.00	0.00	0.00	0.00	0.0%
OTHER OUTGO (excluding Transfers of Indirect Costs)								
Tuition								
Tuition, Excess Costs, and/or Deficit Payments Payments to Districts or Charter Schools		7141	0.00	0.00	0.00	0.00	0.00	0.0%
Payments to County Offices		7142	0.00	0.00	0.00	0.00	0.00	0.0%
Payments to JPAs		7143	0.00	0.00	0.00	0.00	0.00	0.0%
Other Transfers Out								
Transfers of Pass-Through Revenues To Districts or Charter Schools		7211	0.00	0.00	0.00	0.00	0.00	0.0%
To County Offices		7212	0.00	0.00	0.00	0.00	0.00	0.0%
To JPAs		7213	0.00	0.00	0.00	0.00	0.00	0.0%
Debt Service								
Debt Service - Interest		7438	0.00	0.00	0.00	0.00	0.00	0.0%
Other Debt Service - Principal		7439	0.00	0.00	0.00	0.00	0.00	0.0%
TOTAL, OTHER OUTGO (excluding Transfers of Indirect Costs)			0.00	0.00	0.00	0.00	0.00	0.0%
OTHER OUTGO - TRANSFERS OF INDIRECT COSTS								
Transfers of Indirect Costs - Interfund		7350	9,147.00	9,147.00	0.00	9,147.00	0.00	0.0%
TOTAL, OTHER OUTGO - TRANSFERS OF INDIRECT COSTS			9,147.00	9,147.00	0.00	9,147.00	0.00	0.0%
TOTAL, EXPENDITURES			111,911.00	120,868.00	30,756.68	120,868.00		

Description	Resource Codes	Object Codes	Original Budget (A)	Board Approved Operating Budget (B)	Actuals To Date (C)	Projected Year Totals (D)	Difference (Col B & D) (E)	% Diff Column B & D (F)
INTERFUND TRANSFERS								
INTERFUND TRANSFERS IN								
Other Authorized Interfund Transfers In		8919	0.00	0.00	0.00	0.00	0.00	0.0%
(a) TOTAL, INTERFUND TRANSFERS IN			0.00	0.00	0.00	0.00	0.00	0.0%
INTERFUND TRANSFERS OUT								
To: State School Building Fund/ County School Facilities Fund		7613	0.00	0.00	0.00	0.00	0.00	0.0%
Other Authorized Interfund Transfers Out		7619	0.00	0.00	0.00	0.00	0.00	0.0%
(b) TOTAL, INTERFUND TRANSFERS OUT			0.00	0.00	0.00	0.00	0.00	0.0%
OTHER SOURCES/USES								
SOURCES								
Other Sources								
Transfers from Funds of Lapsed/Reorganized LEAs		8965	0.00	0.00	0.00	0.00	0.00	0.0%
Long-Term Debt Proceeds								
Proceeds from Certificates of Participation		8971	0.00	0.00	0.00	0.00	0.00	0.0%
Proceeds from Capital Leases		8972	0.00	0.00	0.00	0.00	0.00	0.0%
All Other Financing Sources		8979	0.00	0.00	0.00	0.00	0.00	0.0%
(c) TOTAL, SOURCES			0.00	0.00	0.00	0.00	0.00	0.0%
USES								
Transfers of Funds from Lapsed/Reorganized LEAs		7651	0.00	0.00	0.00	0.00	0.00	0.0%
All Other Financing Uses		7699	0.00	0.00	0.00	0.00	0.00	0.0%
(d) TOTAL, USES			0.00	0.00	0.00	0.00	0.00	0.0%
CONTRIBUTIONS								
Contributions from Unrestricted Revenues		8980	0.00	0.00	0.00	0.00	0.00	0.0%
Contributions from Restricted Revenues		8990	0.00	0.00	0.00	0.00	0.00	0.0%
(e) TOTAL, CONTRIBUTIONS			0.00	0.00	0.00	0.00	0.00	0.0%
TOTAL, OTHER FINANCING SOURCES/USES (a - b + c - d + e)			0.00	0.00	0.00	0.00		

Description	Resource Codes	Object Codes	Original Budget (A)	Board Approved Operating Budget (B)	Actuals To Date (C)	Projected Year Totals (D)	Difference (Col B & D) (E)	% Diff Column B & D (F)
A. REVENUES								
1) LCFF Sources		8010-8099	0.00	0.00	0.00	0.00	0.00	0.0%
2) Federal Revenue		8100-8299	0.00	0.00	0.00	0.00	0.00	0.0%
3) Other State Revenue		8300-8599	0.00	0.00	0.00	0.00	0.00	0.0%
4) Other Local Revenue		8600-8799	2.00	2.00	1.78	2.00	0.00	0.0%
5) TOTAL, REVENUES			2.00	2.00	1.78	2.00		
B. EXPENDITURES								
1) Certificated Salaries		1000-1999	0.00	0.00	0.00	0.00	0.00	0.0%
2) Classified Salaries		2000-2999	0.00	0.00	0.00	0.00	0.00	0.0%
3) Employee Benefits		3000-3999	0.00	0.00	0.00	0.00	0.00	0.0%
4) Books and Supplies		4000-4999	0.00	0.00	0.00	0.00	0.00	0.0%
5) Services and Other Operating Expenditures		5000-5999	0.00	0.00	0.00	0.00	0.00	0.0%
6) Capital Outlay		6000-6999	0.00	0.00	0.00	0.00	0.00	0.0%
7) Other Outgo (excluding Transfers of Indirect Costs)		7100-7299, 7400-7499	0.00	0.00	0.00	0.00	0.00	0.0%
8) Other Outgo - Transfers of Indirect Costs		7300-7399	0.00	0.00	0.00	0.00	0.00	0.0%
9) TOTAL, EXPENDITURES			0.00	0.00	0.00	0.00		
C. EXCESS (DEFICIENCY) OF REVENUES OVER EXPENDITURES BEFORE OTHER FINANCING SOURCES AND USES (A5 - B9)			2.00	2.00	1.78	2.00		
D. OTHER FINANCING SOURCES/USES								
1) Interfund Transfers a) Transfers In		8900-8929	0.00	0.00	0.00	0.00	0.00	0.0%
b) Transfers Out		7600-7629	0.00	0.00	0.00	0.00	0.00	0.0%
2) Other Sources/Uses a) Sources		8930-8979	0.00	0.00	0.00	0.00	0.00	0.0%
b) Uses		7630-7699	0.00	0.00	0.00	0.00	0.00	0.0%
3) Contributions		8980-8999	0.00	0.00	0.00	0.00	0.00	0.0%
4) TOTAL, OTHER FINANCING SOURCES/USES			0.00	0.00	0.00	0.00		

Description	Resource Codes	Object Codes	Original Budget (A)	Board Approved Operating Budget (B)	Actuals To Date (C)	Projected Year Totals (D)	Difference (Col B & D) (E)	% Diff Column B & D (F)
E. NET INCREASE (DECREASE) IN FUND BALANCE (C + D4)			2.00	2.00	1.78	2.00		
F. FUND BALANCE, RESERVES								
1) Beginning Fund Balance								
a) As of July 1 - Unaudited		9791	178.24	178.24		178.24	0.00	0.0%
b) Audit Adjustments		9793	0.00	0.00		0.00	0.00	0.0%
c) As of July 1 - Audited (F1a + F1b)			178.24	178.24		178.24		
d) Other Restatements		9795	0.00	0.00		0.00	0.00	0.0%
e) Adjusted Beginning Balance (F1c + F1d)			178.24	178.24		178.24		
2) Ending Balance, June 30 (E + F1e)			180.24	180.24		180.24		
Components of Ending Fund Balance								
a) Nonspendable								
Revolving Cash		9711	0.00	0.00		0.00		
Stores		9712	0.00	0.00		0.00		
Prepaid Items		9713	0.00	0.00		0.00		
All Others		9719	0.00	0.00		0.00		
b) Restricted		9740	0.00	0.00		0.00		
c) Committed								
Stabilization Arrangements		9750	0.00	0.00		0.00		
Other Commitments		9760	0.00	0.00		0.00		
d) Assigned								
Other Assignments		9780	180.24	180.24		180.24		
INTEREST	0000	9780	180.24					
INTEREST	0000	9780		180.24				
INTEREST	0000	9780				180.24		
e) Unassigned/Unappropriated								
Reserve for Economic Uncertainties		9789	0.00	0.00		0.00		
Unassigned/Unappropriated Amount		9790	0.00	0.00		0.00		

Description	Resource Codes	Object Codes	Original Budget (A)	Board Approved Operating Budget (B)	Actuals To Date (C)	Projected Year Totals (D)	Difference (Col B & D) (E)	% Diff Column B & D (F)
FEDERAL REVENUE								
Child Nutrition Programs		8220	0.00	0.00	0.00	0.00	0.00	0.0%
Interagency Contracts Between LEAs		8285	0.00	0.00	0.00	0.00	0.00	0.0%
Title I, Part A, Basic	3010	8290	0.00	0.00	0.00	0.00	0.00	0.0%
All Other Federal Revenue	All Other	8290	0.00	0.00	0.00	0.00	0.00	0.0%
TOTAL, FEDERAL REVENUE			0.00	0.00	0.00	0.00	0.00	0.0%
OTHER STATE REVENUE								
Child Nutrition Programs		8520	0.00	0.00	0.00	0.00	0.00	0.0%
Child Development Apportionments		8530	0.00	0.00	0.00	0.00	0.00	0.0%
Pass-Through Revenues from State Sources		8587	0.00	0.00	0.00	0.00	0.00	0.0%
State Preschool	6105	8590	0.00	0.00	0.00	0.00	0.00	0.0%
All Other State Revenue	All Other	8590	0.00	0.00	0.00	0.00	0.00	0.0%
TOTAL, OTHER STATE REVENUE			0.00	0.00	0.00	0.00	0.00	0.0%
OTHER LOCAL REVENUE								
Sales								
Sale of Equipment/Supplies		8631	0.00	0.00	0.00	0.00	0.00	0.0%
Food Service Sales		8634	0.00	0.00	0.00	0.00	0.00	0.0%
Interest		8660	2.00	2.00	1.78	2.00	0.00	0.0%
Net Increase (Decrease) in the Fair Value of Investments		8662	0.00	0.00	0.00	0.00	0.00	0.0%
Fees and Contracts								
Child Development Parent Fees		8673	0.00	0.00	0.00	0.00	0.00	0.0%
Interagency Services		8677	0.00	0.00	0.00	0.00	0.00	0.0%
All Other Fees and Contracts		8689	0.00	0.00	0.00	0.00	0.00	0.0%
Other Local Revenue								
All Other Local Revenue		8699	0.00	0.00	0.00	0.00	0.00	0.0%
All Other Transfers In from All Others		8799	0.00	0.00	0.00	0.00	0.00	0.0%
TOTAL, OTHER LOCAL REVENUE			2.00	2.00	1.78	2.00	0.00	0.0%
TOTAL, REVENUES			2.00	2.00	1.78	2.00		

Description	Resource Codes	Object Codes	Original Budget (A)	Board Approved Operating Budget (B)	Actuals To Date (C)	Projected Year Totals (D)	Difference (Col B & D) (E)	% Diff Column B & D (F)
CERTIFICATED SALARIES								
Certificated Teachers' Salaries		1100	0.00	0.00	0.00	0.00	0.00	0.0%
Certificated Pupil Support Salaries		1200	0.00	0.00	0.00	0.00	0.00	0.0%
Certificated Supervisors' and Administrators' Salaries		1300	0.00	0.00	0.00	0.00	0.00	0.0%
Other Certificated Salaries		1900	0.00	0.00	0.00	0.00	0.00	0.0%
TOTAL, CERTIFICATED SALARIES			0.00	0.00	0.00	0.00	0.00	0.0%
CLASSIFIED SALARIES								
Classified Instructional Salaries		2100	0.00	0.00	0.00	0.00	0.00	0.0%
Classified Support Salaries		2200	0.00	0.00	0.00	0.00	0.00	0.0%
Classified Supervisors' and Administrators' Salaries		2300	0.00	0.00	0.00	0.00	0.00	0.0%
Clerical, Technical and Office Salaries		2400	0.00	0.00	0.00	0.00	0.00	0.0%
Other Classified Salaries		2900	0.00	0.00	0.00	0.00	0.00	0.0%
TOTAL, CLASSIFIED SALARIES			0.00	0.00	0.00	0.00	0.00	0.0%
EMPLOYEE BENEFITS								
STRS		3101-3102	0.00	0.00	0.00	0.00	0.00	0.0%
PERS		3201-3202	0.00	0.00	0.00	0.00	0.00	0.0%
OASDI/Medicare/Alternative		3301-3302	0.00	0.00	0.00	0.00	0.00	0.0%
Health and Welfare Benefits		3401-3402	0.00	0.00	0.00	0.00	0.00	0.0%
Unemployment Insurance		3501-3502	0.00	0.00	0.00	0.00	0.00	0.0%
Workers' Compensation		3601-3602	0.00	0.00	0.00	0.00	0.00	0.0%
OPEB, Allocated		3701-3702	0.00	0.00	0.00	0.00	0.00	0.0%
OPEB, Active Employees		3751-3752	0.00	0.00	0.00	0.00	0.00	0.0%
Other Employee Benefits		3901-3902	0.00	0.00	0.00	0.00	0.00	0.0%
TOTAL, EMPLOYEE BENEFITS			0.00	0.00	0.00	0.00	0.00	0.0%
BOOKS AND SUPPLIES								
Approved Textbooks and Core Curricula Materials		4100	0.00	0.00	0.00	0.00	0.00	0.0%
Books and Other Reference Materials		4200	0.00	0.00	0.00	0.00	0.00	0.0%
Materials and Supplies		4300	0.00	0.00	0.00	0.00	0.00	0.0%
Noncapitalized Equipment		4400	0.00	0.00	0.00	0.00	0.00	0.0%
Food		4700	0.00	0.00	0.00	0.00	0.00	0.0%
TOTAL, BOOKS AND SUPPLIES			0.00	0.00	0.00	0.00	0.00	0.0%

Description	Resource Codes	Object Codes	Original Budget (A)	Board Approved Operating Budget (B)	Actuals To Date (C)	Projected Year Totals (D)	Difference (Col B & D) (E)	% Diff Column B & D (F)
SERVICES AND OTHER OPERATING EXPENDITURES								
Subagreements for Services		5100	0.00	0.00	0.00	0.00	0.00	0.0%
Travel and Conferences		5200	0.00	0.00	0.00	0.00	0.00	0.0%
Dues and Memberships		5300	0.00	0.00	0.00	0.00	0.00	0.0%
Insurance		5400-5450	0.00	0.00	0.00	0.00	0.00	0.0%
Operations and Housekeeping Services		5500	0.00	0.00	0.00	0.00	0.00	0.0%
Rentals, Leases, Repairs, and Noncapitalized Improvements		5600	0.00	0.00	0.00	0.00	0.00	0.0%
Transfers of Direct Costs		5710	0.00	0.00	0.00	0.00	0.00	0.0%
Transfers of Direct Costs - Interfund		5750	0.00	0.00	0.00	0.00	0.00	0.0%
Professional/Consulting Services and Operating Expenditures		5800	0.00	0.00	0.00	0.00	0.00	0.0%
Communications		5900	0.00	0.00	0.00	0.00	0.00	0.0%
TOTAL, SERVICES AND OTHER OPERATING EXPENDITURES			0.00	0.00	0.00	0.00	0.00	0.0%
CAPITAL OUTLAY								
Land		6100	0.00	0.00	0.00	0.00	0.00	0.0%
Land Improvements		6170	0.00	0.00	0.00	0.00	0.00	0.0%
Buildings and Improvements of Buildings		6200	0.00	0.00	0.00	0.00	0.00	0.0%
Equipment		6400	0.00	0.00	0.00	0.00	0.00	0.0%
Equipment Replacement		6500	0.00	0.00	0.00	0.00	0.00	0.0%
TOTAL, CAPITAL OUTLAY			0.00	0.00	0.00	0.00	0.00	0.0%
OTHER OUTGO (excluding Transfers of Indirect Costs)								
Other Transfers Out								
All Other Transfers Out to All Others		7299	0.00	0.00	0.00	0.00	0.00	0.0%
Debt Service								
Debt Service - Interest		7438	0.00	0.00	0.00	0.00	0.00	0.0%
Other Debt Service - Principal		7439	0.00	0.00	0.00	0.00	0.00	0.0%
TOTAL, OTHER OUTGO (excluding Transfers of Indirect Costs)			0.00	0.00	0.00	0.00	0.00	0.0%
OTHER OUTGO - TRANSFERS OF INDIRECT COSTS								
Transfers of Indirect Costs - Interfund		7350	0.00	0.00	0.00	0.00	0.00	0.0%
TOTAL, OTHER OUTGO - TRANSFERS OF INDIRECT COSTS			0.00	0.00	0.00	0.00	0.00	0.0%
TOTAL, EXPENDITURES			0.00	0.00	0.00	0.00		

Description	Resource Codes	Object Codes	Original Budget (A)	Board Approved Operating Budget (B)	Actuals To Date (C)	Projected Year Totals (D)	Difference (Col B & D) (E)	% Diff Column B & D (F)
INTERFUND TRANSFERS								
INTERFUND TRANSFERS IN								
From: General Fund		8911	0.00	0.00	0.00	0.00	0.00	0.0%
Other Authorized Interfund Transfers In		8919	0.00	0.00	0.00	0.00	0.00	0.0%
(a) TOTAL, INTERFUND TRANSFERS IN			0.00	0.00	0.00	0.00	0.00	0.0%
INTERFUND TRANSFERS OUT								
Other Authorized Interfund Transfers Out		7619	0.00	0.00	0.00	0.00	0.00	0.0%
(b) TOTAL, INTERFUND TRANSFERS OUT			0.00	0.00	0.00	0.00	0.00	0.0%
OTHER SOURCES/USES								
SOURCES								
Other Sources								
Transfers from Funds of Lapsed/Reorganized LEAs		8965	0.00	0.00	0.00	0.00	0.00	0.0%
Long-Term Debt Proceeds								
Proceeds from Certificates of Participation		8971	0.00	0.00	0.00	0.00	0.00	0.0%
Proceeds from Capital Leases		8972	0.00	0.00	0.00	0.00	0.00	0.0%
All Other Financing Sources		8979	0.00	0.00	0.00	0.00	0.00	0.0%
(c) TOTAL, SOURCES			0.00	0.00	0.00	0.00	0.00	0.0%
USES								
Transfers of Funds from Lapsed/Reorganized LEAs		7651	0.00	0.00	0.00	0.00	0.00	0.0%
All Other Financing Uses		7699	0.00	0.00	0.00	0.00	0.00	0.0%
(d) TOTAL, USES			0.00	0.00	0.00	0.00	0.00	0.0%
CONTRIBUTIONS								
Contributions from Unrestricted Revenues		8980	0.00	0.00	0.00	0.00	0.00	0.0%
Contributions from Restricted Revenues		8990	0.00	0.00	0.00	0.00	0.00	0.0%
(e) TOTAL, CONTRIBUTIONS			0.00	0.00	0.00	0.00	0.00	0.0%
TOTAL, OTHER FINANCING SOURCES/USES (a - b + c - d + e)			0.00	0.00	0.00	0.00		

Description	Resource Codes	Object Codes	Original Budget (A)	Board Approved Operating Budget (B)	Actuals To Date (C)	Projected Year Totals (D)	Difference (Col B & D) (E)	% Diff Column B & D (F)
A. REVENUES								
1) LCFF Sources		8010-8099	0.00	0.00	0.00	0.00	0.00	0.0%
2) Federal Revenue		8100-8299	1,782,778.00	1,782,778.00	516,546.35	1,782,778.00	0.00	0.0%
3) Other State Revenue		8300-8599	184,430.00	184,430.00	83,321.04	184,430.00	0.00	0.0%
4) Other Local Revenue		8600-8799	322,700.00	322,700.00	155,723.24	322,700.00	0.00	0.0%
5) TOTAL, REVENUES			2,289,908.00	2,289,908.00	755,590.63	2,289,908.00		
B. EXPENDITURES								
1) Certificated Salaries		1000-1999	0.00	0.00	0.00	0.00	0.00	0.0%
2) Classified Salaries		2000-2999	661,369.00	655,257.99	385,141.51	655,257.99	0.00	0.0%
3) Employee Benefits		3000-3999	249,713.00	249,713.00	152,426.84	249,713.00	0.00	0.0%
4) Books and Supplies		4000-4999	932,285.00	1,019,326.00	454,852.63	1,019,326.00	0.00	0.0%
5) Services and Other Operating Expenditures		5000-5999	359,984.00	328,430.00	194,569.68	328,430.00	0.00	0.0%
6) Capital Outlay		6000-6999	33,000.00	27,000.00	27,000.00	27,000.00	0.00	0.0%
7) Other Outgo (excluding Transfers of Indirect Costs)		7100-7299, 7400-7499	0.00	0.00	0.00	0.00	0.00	0.0%
8) Other Outgo - Transfers of Indirect Costs		7300-7399	24,810.00	24,810.00	0.00	24,810.00	0.00	0.0%
9) TOTAL, EXPENDITURES			2,261,161.00	2,304,536.99	1,213,990.66	2,304,536.99		
C. EXCESS (DEFICIENCY) OF REVENUES OVER EXPENDITURES BEFORE OTHER FINANCING SOURCES AND USES (A5 - B9)			28,747.00	(14,628.99)	(458,400.03)	(14,628.99)		
D. OTHER FINANCING SOURCES/USES								
1) Interfund Transfers								
a) Transfers In		8900-8929	0.00	0.00	0.00	0.00	0.00	0.0%
b) Transfers Out		7600-7629	0.00	0.00	0.00	0.00	0.00	0.0%
2) Other Sources/Uses								
a) Sources		8930-8979	0.00	0.00	0.00	0.00	0.00	0.0%
b) Uses		7630-7699	0.00	0.00	0.00	0.00	0.00	0.0%
3) Contributions		8980-8999	0.00	0.00	0.00	0.00	0.00	0.0%
4) TOTAL, OTHER FINANCING SOURCES/USES			0.00	0.00	0.00	0.00		

Description	Resource Codes	Object Codes	Original Budget (A)	Board Approved Operating Budget (B)	Actuals To Date (C)	Projected Year Totals (D)	Difference (Col B & D) (E)	% Diff Column B & D (F)
E. NET INCREASE (DECREASE) IN FUND BALANCE (C + D4)			28,747.00	(14,628.99)	(458,400.03)	(14,628.99)		
F. FUND BALANCE, RESERVES								
1) Beginning Fund Balance								
a) As of July 1 - Unaudited		9791	299,748.79	299,748.79		299,748.79	0.00	0.0%
b) Audit Adjustments		9793	0.00	0.00		0.00	0.00	0.0%
c) As of July 1 - Audited (F1a + F1b)			299,748.79	299,748.79		299,748.79		
d) Other Restatements		9795	0.00	0.00		0.00	0.00	0.0%
e) Adjusted Beginning Balance (F1c + F1d)			299,748.79	299,748.79		299,748.79		
2) Ending Balance, June 30 (E + F1e)			328,495.79	285,119.80		285,119.80		
Components of Ending Fund Balance								
a) Nonspendable								
Revolving Cash		9711	0.00	0.00		0.00		
Stores		9712	0.00	0.00		0.00		
Prepaid Items		9713	0.00	0.00		0.00		
All Others		9719	0.00	0.00		0.00		
b) Restricted		9740	321,949.90	278,573.91		278,573.91		
c) Committed								
Stabilization Arrangements		9750	0.00	0.00		0.00		
Other Commitments		9760	0.00	0.00		0.00		
d) Assigned								
Other Assignments		9780	6,545.89	6,545.89		6,545.89		
RESERVE FOR PROGRAM REINVESTMENT	0000	9780	6,545.89					
RESERVE FOR RE-INVESTMENT IN PROGR	0000	9780		6,545.89				
RESERVE FOR REINVESTMENT IN THE PRC	0000	9780				6,545.89		
e) Unassigned/Unappropriated								
Reserve for Economic Uncertainties		9789	0.00	0.00		0.00		
Unassigned/Unappropriated Amount		9790	0.00	0.00		0.00		

Description	Resource Codes	Object Codes	Original Budget (A)	Board Approved Operating Budget (B)	Actuals To Date (C)	Projected Year Totals (D)	Difference (Col B & D) (E)	% Diff Column B & D (F)
FEDERAL REVENUE								
Child Nutrition Programs		8220	1,782,778.00	1,782,778.00	516,546.35	1,782,778.00	0.00	0.0%
Donated Food Commodities		8221	0.00	0.00	0.00	0.00	0.00	0.0%
All Other Federal Revenue		8290	0.00	0.00	0.00	0.00	0.00	0.0%
TOTAL, FEDERAL REVENUE			1,782,778.00	1,782,778.00	516,546.35	1,782,778.00	0.00	0.0%
OTHER STATE REVENUE								
Child Nutrition Programs		8520	184,430.00	184,430.00	83,321.04	184,430.00	0.00	0.0%
All Other State Revenue		8590	0.00	0.00	0.00	0.00	0.00	0.0%
TOTAL, OTHER STATE REVENUE			184,430.00	184,430.00	83,321.04	184,430.00	0.00	0.0%
OTHER LOCAL REVENUE								
Sales								
Sale of Equipment/Supplies		8631	0.00	0.00	0.00	0.00	0.00	0.0%
Food Service Sales		8634	320,000.00	320,000.00	155,040.22	320,000.00	0.00	0.0%
Leases and Rentals		8650	0.00	0.00	0.00	0.00	0.00	0.0%
Interest		8660	2,700.00	2,700.00	683.02	2,700.00	0.00	0.0%
Net Increase (Decrease) in the Fair Value of Investments		8662	0.00	0.00	0.00	0.00	0.00	0.0%
Fees and Contracts								
Interagency Services		8677	0.00	0.00	0.00	0.00	0.00	0.0%
Other Local Revenue								
All Other Local Revenue		8699	0.00	0.00	0.00	0.00	0.00	0.0%
TOTAL, OTHER LOCAL REVENUE			322,700.00	322,700.00	155,723.24	322,700.00	0.00	0.0%
TOTAL, REVENUES			2,289,908.00	2,289,908.00	755,590.63	2,289,908.00		

Description	Resource Codes	Object Codes	Original Budget (A)	Board Approved Operating Budget (B)	Actuals To Date (C)	Projected Year Totals (D)	Difference (Col B & D) (E)	% Diff Column B & D (F)
CERTIFICATED SALARIES								
Certificated Supervisors' and Administrators' Salaries		1300	0.00	0.00	0.00	0.00	0.00	0.0%
Other Certificated Salaries		1900	0.00	0.00	0.00	0.00	0.00	0.0%
TOTAL, CERTIFICATED SALARIES			0.00	0.00	0.00	0.00	0.00	0.0%
CLASSIFIED SALARIES								
Classified Support Salaries		2200	634,800.00	628,688.99	372,559.71	628,688.99	0.00	0.0%
Classified Supervisors' and Administrators' Salaries		2300	0.00	0.00	0.00	0.00	0.00	0.0%
Clerical, Technical and Office Salaries		2400	26,569.00	26,569.00	12,581.80	26,569.00	0.00	0.0%
Other Classified Salaries		2900	0.00	0.00	0.00	0.00	0.00	0.0%
TOTAL, CLASSIFIED SALARIES			661,369.00	655,257.99	385,141.51	655,257.99	0.00	0.0%
EMPLOYEE BENEFITS								
STRS		3101-3102	0.00	0.00	0.00	0.00	0.00	0.0%
PERS		3201-3202	104,456.00	104,456.00	66,830.41	104,456.00	0.00	0.0%
OASDI/Medicare/Alternative		3301-3302	50,594.00	50,594.00	27,643.95	50,594.00	0.00	0.0%
Health and Welfare Benefits		3401-3402	77,500.00	77,500.00	48,619.29	77,500.00	0.00	0.0%
Unemployment Insurance		3501-3502	332.00	332.00	180.51	332.00	0.00	0.0%
Workers' Compensation		3601-3602	12,831.00	12,831.00	7,146.34	12,831.00	0.00	0.0%
OPEB, Allocated		3701-3702	4,000.00	4,000.00	2,006.34	4,000.00	0.00	0.0%
OPEB, Active Employees		3751-3752	0.00	0.00	0.00	0.00	0.00	0.0%
Other Employee Benefits		3901-3902	0.00	0.00	0.00	0.00	0.00	0.0%
TOTAL, EMPLOYEE BENEFITS			249,713.00	249,713.00	152,426.84	249,713.00	0.00	0.0%
BOOKS AND SUPPLIES								
Books and Other Reference Materials		4200	0.00	0.00	0.00	0.00	0.00	0.0%
Materials and Supplies		4300	90,285.00	110,285.00	55,448.26	110,285.00	0.00	0.0%
Noncapitalized Equipment		4400	43,400.00	78,880.00	64,613.62	78,880.00	0.00	0.0%
Food		4700	798,600.00	830,161.00	334,790.75	830,161.00	0.00	0.0%
TOTAL, BOOKS AND SUPPLIES			932,285.00	1,019,326.00	454,852.63	1,019,326.00	0.00	0.0%

Description	Resource Codes	Object Codes	Original Budget (A)	Board Approved Operating Budget (B)	Actuals To Date (C)	Projected Year Totals (D)	Difference (Col B & D) (E)	% Diff Column B & D (F)
SERVICES AND OTHER OPERATING EXPENDITURES								
Subagreements for Services		5100	335,000.00	294,783.00	178,501.88	294,783.00	0.00	0.0%
Travel and Conferences		5200	0.00	3,663.00	3,662.89	3,663.00	0.00	0.0%
Dues and Memberships		5300	484.00	484.00	177.00	484.00	0.00	0.0%
Insurance		5400-5450	0.00	0.00	0.00	0.00	0.00	0.0%
Operations and Housekeeping Services		5500	0.00	0.00	0.00	0.00	0.00	0.0%
Rentals, Leases, Repairs, and Noncapitalized Improvements		5600	0.00	0.00	0.00	0.00	0.00	0.0%
Transfers of Direct Costs		5710	0.00	0.00	0.00	0.00	0.00	0.0%
Transfers of Direct Costs - Interfund		5750	(38,000.00)	(38,000.00)	(16,522.58)	(38,000.00)	0.00	0.0%
Professional/Consulting Services and Operating Expenditures		5800	62,500.00	67,500.00	28,750.49	67,500.00	0.00	0.0%
Communications		5900	0.00	0.00	0.00	0.00	0.00	0.0%
TOTAL, SERVICES AND OTHER OPERATING EXPENDITURES			359,984.00	328,430.00	194,569.68	328,430.00	0.00	0.0%
CAPITAL OUTLAY								
Buildings and Improvements of Buildings		6200	0.00	0.00	0.00	0.00	0.00	0.0%
Equipment		6400	33,000.00	27,000.00	27,000.00	27,000.00	0.00	0.0%
Equipment Replacement		6500	0.00	0.00	0.00	0.00	0.00	0.0%
TOTAL, CAPITAL OUTLAY			33,000.00	27,000.00	27,000.00	27,000.00	0.00	0.0%
OTHER OUTGO (excluding Transfers of Indirect Costs)								
Debt Service								
Debt Service - Interest		7438	0.00	0.00	0.00	0.00	0.00	0.0%
Other Debt Service - Principal		7439	0.00	0.00	0.00	0.00	0.00	0.0%
TOTAL, OTHER OUTGO (excluding Transfers of Indirect Costs)			0.00	0.00	0.00	0.00	0.00	0.0%
OTHER OUTGO - TRANSFERS OF INDIRECT COSTS								
Transfers of Indirect Costs - Interfund		7350	24,810.00	24,810.00	0.00	24,810.00	0.00	0.0%
TOTAL, OTHER OUTGO - TRANSFERS OF INDIRECT COSTS			24,810.00	24,810.00	0.00	24,810.00	0.00	0.0%
TOTAL, EXPENDITURES			2,261,161.00	2,304,536.99	1,213,990.66	2,304,536.99		

Description	Resource Codes	Object Codes	Original Budget (A)	Board Approved Operating Budget (B)	Actuals To Date (C)	Projected Year Totals (D)	Difference (Col B & D) (E)	% Diff Column B & D (F)
INTERFUND TRANSFERS								
INTERFUND TRANSFERS IN								
From: General Fund		8916	0.00	0.00	0.00	0.00	0.00	0.0%
Other Authorized Interfund Transfers In		8919	0.00	0.00	0.00	0.00	0.00	0.0%
(a) TOTAL, INTERFUND TRANSFERS IN			0.00	0.00	0.00	0.00	0.00	0.0%
INTERFUND TRANSFERS OUT								
Other Authorized Interfund Transfers Out		7619	0.00	0.00	0.00	0.00	0.00	0.0%
(b) TOTAL, INTERFUND TRANSFERS OUT			0.00	0.00	0.00	0.00	0.00	0.0%
OTHER SOURCES/USES								
SOURCES								
Other Sources								
Transfers from Funds of Lapsed/Reorganized LEAs		8965	0.00	0.00	0.00	0.00	0.00	0.0%
Long-Term Debt Proceeds								
Proceeds from Capital Leases		8972	0.00	0.00	0.00	0.00	0.00	0.0%
All Other Financing Sources		8979	0.00	0.00	0.00	0.00	0.00	0.0%
(c) TOTAL, SOURCES			0.00	0.00	0.00	0.00	0.00	0.0%
USES								
Transfers of Funds from Lapsed/Reorganized LEAs		7651	0.00	0.00	0.00	0.00	0.00	0.0%
All Other Financing Uses		7699	0.00	0.00	0.00	0.00	0.00	0.0%
(d) TOTAL, USES			0.00	0.00	0.00	0.00	0.00	0.0%
CONTRIBUTIONS								
Contributions from Unrestricted Revenues		8980	0.00	0.00	0.00	0.00	0.00	0.0%
Contributions from Restricted Revenues		8990	0.00	0.00	0.00	0.00	0.00	0.0%
(e) TOTAL, CONTRIBUTIONS			0.00	0.00	0.00	0.00	0.00	0.0%
TOTAL, OTHER FINANCING SOURCES/USES (a - b + c - d + e)			0.00	0.00	0.00	0.00		

Description	Resource Codes	Object Codes	Original Budget (A)	Board Approved Operating Budget (B)	Actuals To Date (C)	Projected Year Totals (D)	Difference (Col B & D) (E)	% Diff Column B & D (F)
A. REVENUES								
1) LCFF Sources		8010-8099	0.00	0.00	0.00	0.00	0.00	0.0%
2) Federal Revenue		8100-8299	0.00	0.00	0.00	0.00	0.00	0.0%
3) Other State Revenue		8300-8599	0.00	0.00	0.00	0.00	0.00	0.0%
4) Other Local Revenue		8600-8799	5.00	5.00	4.68	5.00	0.00	0.0%
5) TOTAL, REVENUES			5.00	5.00	4.68	5.00		
B. EXPENDITURES								
1) Certificated Salaries		1000-1999	0.00	0.00	0.00	0.00	0.00	0.0%
2) Classified Salaries		2000-2999	0.00	0.00	0.00	0.00	0.00	0.0%
3) Employee Benefits		3000-3999	0.00	0.00	0.00	0.00	0.00	0.0%
4) Books and Supplies		4000-4999	0.00	0.00	0.00	0.00	0.00	0.0%
5) Services and Other Operating Expenditures		5000-5999	0.00	0.00	0.00	0.00	0.00	0.0%
6) Capital Outlay		6000-6999	0.00	0.00	0.00	0.00	0.00	0.0%
7) Other Outgo (excluding Transfers of Indirect Costs)		7100-7299, 7400-7499	0.00	0.00	0.00	0.00	0.00	0.0%
8) Other Outgo - Transfers of Indirect Costs		7300-7399	0.00	0.00	0.00	0.00	0.00	0.0%
9) TOTAL, EXPENDITURES			0.00	0.00	0.00	0.00		
C. EXCESS (DEFICIENCY) OF REVENUES OVER EXPENDITURES BEFORE OTHER FINANCING SOURCES AND USES (A5 - B9)			5.00	5.00	4.68	5.00		
D. OTHER FINANCING SOURCES/USES								
1) Interfund Transfers a) Transfers In		8900-8929	0.00	0.00	0.00	0.00	0.00	0.0%
b) Transfers Out		7600-7629	0.00	0.00	0.00	0.00	0.00	0.0%
2) Other Sources/Uses a) Sources		8930-8979	0.00	0.00	0.00	0.00	0.00	0.0%
b) Uses		7630-7699	0.00	0.00	0.00	0.00	0.00	0.0%
3) Contributions		8980-8999	0.00	0.00	0.00	0.00	0.00	0.0%
4) TOTAL, OTHER FINANCING SOURCES/USES			0.00	0.00	0.00	0.00		

Description	Resource Codes	Object Codes	Original Budget (A)	Board Approved Operating Budget (B)	Actuals To Date (C)	Projected Year Totals (D)	Difference (Col B & D) (E)	% Diff Column B & D (F)
E. NET INCREASE (DECREASE) IN FUND BALANCE (C + D4)			5.00	5.00	4.68	5.00		
F. FUND BALANCE, RESERVES								
1) Beginning Fund Balance								
a) As of July 1 - Unaudited		9791	467.17	467.17		467.17	0.00	0.0%
b) Audit Adjustments		9793	0.00	0.00		0.00	0.00	0.0%
c) As of July 1 - Audited (F1a + F1b)			467.17	467.17		467.17		
d) Other Restatements		9795	0.00	0.00		0.00	0.00	0.0%
e) Adjusted Beginning Balance (F1c + F1d)			467.17	467.17		467.17		
2) Ending Balance, June 30 (E + F1e)			472.17	472.17		472.17		
Components of Ending Fund Balance								
a) Nonspendable								
Revolving Cash		9711	0.00	0.00		0.00		
Stores		9712	0.00	0.00		0.00		
Prepaid Items		9713	0.00	0.00		0.00		
All Others		9719	0.00	0.00		0.00		
b) Restricted		9740	0.00	0.00		0.00		
c) Committed								
Stabilization Arrangements		9750	0.00	0.00		0.00		
Other Commitments		9760	0.00	0.00		0.00		
d) Assigned								
Other Assignments		9780	472.17	472.17		472.17		
INTEREST	0000	9780	472.17					
INTEREST	0000	9780		472.17				
INTEREST	0000	9780				472.17		
e) Unassigned/Unappropriated								
Reserve for Economic Uncertainties		9789	0.00	0.00		0.00		
Unassigned/Unappropriated Amount		9790	0.00	0.00		0.00		

Description	Resource Codes	Object Codes	Original Budget (A)	Board Approved Operating Budget (B)	Actuals To Date (C)	Projected Year Totals (D)	Difference (Col B & D) (E)	% Diff Column B & D (F)
LCFF SOURCES								
LCFF Transfers								
LCFF Transfers - Current Year		8091	0.00	0.00	0.00	0.00	0.00	0.0%
LCFF/Revenue Limit Transfers - Prior Years		8099	0.00	0.00	0.00	0.00	0.00	0.0%
TOTAL, LCFF SOURCES			0.00	0.00	0.00	0.00	0.00	0.0%
OTHER STATE REVENUE								
All Other State Revenue		8590	0.00	0.00	0.00	0.00	0.00	0.0%
TOTAL, OTHER STATE REVENUE			0.00	0.00	0.00	0.00	0.00	0.0%
OTHER LOCAL REVENUE								
Community Redevelopment Funds Not Subject to LCFF Deduction		8625	0.00	0.00	0.00	0.00	0.00	0.0%
Sales								
Sale of Equipment/Supplies		8631	0.00	0.00	0.00	0.00	0.00	0.0%
Interest		8660	5.00	5.00	4.68	5.00	0.00	0.0%
Net Increase (Decrease) in the Fair Value of Investments		8662	0.00	0.00	0.00	0.00	0.00	0.0%
Other Local Revenue								
All Other Local Revenue		8699	0.00	0.00	0.00	0.00	0.00	0.0%
All Other Transfers In from All Others		8799	0.00	0.00	0.00	0.00	0.00	0.0%
TOTAL, OTHER LOCAL REVENUE			5.00	5.00	4.68	5.00	0.00	0.0%
TOTAL, REVENUES			5.00	5.00	4.68	5.00		

Description	Resource Codes	Object Codes	Original Budget (A)	Board Approved Operating Budget (B)	Actuals To Date (C)	Projected Year Totals (D)	Difference (Col B & D) (E)	% Diff Column B & D (F)
CLASSIFIED SALARIES								
Classified Support Salaries		2200	0.00	0.00	0.00	0.00	0.00	0.0%
Other Classified Salaries		2900	0.00	0.00	0.00	0.00	0.00	0.0%
TOTAL, CLASSIFIED SALARIES			0.00	0.00	0.00	0.00	0.00	0.0%
EMPLOYEE BENEFITS								
STRS		3101-3102	0.00	0.00	0.00	0.00	0.00	0.0%
PERS		3201-3202	0.00	0.00	0.00	0.00	0.00	0.0%
OASDI/Medicare/Alternative		3301-3302	0.00	0.00	0.00	0.00	0.00	0.0%
Health and Welfare Benefits		3401-3402	0.00	0.00	0.00	0.00	0.00	0.0%
Unemployment Insurance		3501-3502	0.00	0.00	0.00	0.00	0.00	0.0%
Workers' Compensation		3601-3602	0.00	0.00	0.00	0.00	0.00	0.0%
OPEB, Allocated		3701-3702	0.00	0.00	0.00	0.00	0.00	0.0%
OPEB, Active Employees		3751-3752	0.00	0.00	0.00	0.00	0.00	0.0%
Other Employee Benefits		3901-3902	0.00	0.00	0.00	0.00	0.00	0.0%
TOTAL, EMPLOYEE BENEFITS			0.00	0.00	0.00	0.00	0.00	0.0%
BOOKS AND SUPPLIES								
Books and Other Reference Materials		4200	0.00	0.00	0.00	0.00	0.00	0.0%
Materials and Supplies		4300	0.00	0.00	0.00	0.00	0.00	0.0%
Noncapitalized Equipment		4400	0.00	0.00	0.00	0.00	0.00	0.0%
TOTAL, BOOKS AND SUPPLIES			0.00	0.00	0.00	0.00	0.00	0.0%
SERVICES AND OTHER OPERATING EXPENDITURES								
Subagreements for Services		5100	0.00	0.00	0.00	0.00	0.00	0.0%
Travel and Conferences		5200	0.00	0.00	0.00	0.00	0.00	0.0%
Rentals, Leases, Repairs, and Noncapitalized Improvements		5600	0.00	0.00	0.00	0.00	0.00	0.0%
Transfers of Direct Costs		5710	0.00	0.00	0.00	0.00	0.00	0.0%
Transfers of Direct Costs - Interfund		5750	0.00	0.00	0.00	0.00	0.00	0.0%
Professional/Consulting Services and Operating Expenditures		5800	0.00	0.00	0.00	0.00	0.00	0.0%
TOTAL, SERVICES AND OTHER OPERATING EXPENDITURES			0.00	0.00	0.00	0.00	0.00	0.0%
CAPITAL OUTLAY								
Land Improvements		6170	0.00	0.00	0.00	0.00	0.00	0.0%
Buildings and Improvements of Buildings		6200	0.00	0.00	0.00	0.00	0.00	0.0%
Equipment		6400	0.00	0.00	0.00	0.00	0.00	0.0%
Equipment Replacement		6500	0.00	0.00	0.00	0.00	0.00	0.0%
TOTAL, CAPITAL OUTLAY			0.00	0.00	0.00	0.00	0.00	0.0%
OTHER OUTGO (excluding Transfers of Indirect Costs)								
Debt Service								
Debt Service - Interest		7438	0.00	0.00	0.00	0.00	0.00	0.0%
Other Debt Service - Principal		7439	0.00	0.00	0.00	0.00	0.00	0.0%
TOTAL, OTHER OUTGO (excluding Transfers of Indirect Costs)			0.00	0.00	0.00	0.00	0.00	0.0%
TOTAL, EXPENDITURES			0.00	0.00	0.00	0.00		

Description	Resource Codes	Object Codes	Original Budget (A)	Board Approved Operating Budget (B)	Actuals To Date (C)	Projected Year Totals (D)	Difference (Col B & D) (E)	% Diff Column B & D (F)
INTERFUND TRANSFERS								
INTERFUND TRANSFERS IN								
Other Authorized Interfund Transfers In		8919	0.00	0.00	0.00	0.00	0.00	0.0%
(a) TOTAL, INTERFUND TRANSFERS IN			0.00	0.00	0.00	0.00	0.00	0.0%
INTERFUND TRANSFERS OUT								
Other Authorized Interfund Transfers Out		7619	0.00	0.00	0.00	0.00	0.00	0.0%
(b) TOTAL, INTERFUND TRANSFERS OUT			0.00	0.00	0.00	0.00	0.00	0.0%
OTHER SOURCES/USES								
SOURCES								
Other Sources								
Transfers from Funds of Lapsed/Reorganized LEAs		8965	0.00	0.00	0.00	0.00	0.00	0.0%
Long-Term Debt Proceeds								
Proceeds from Capital Leases		8972	0.00	0.00	0.00	0.00	0.00	0.0%
All Other Financing Sources		8979	0.00	0.00	0.00	0.00	0.00	0.0%
(c) TOTAL, SOURCES			0.00	0.00	0.00	0.00	0.00	0.0%
USES								
Transfers of Funds from Lapsed/Reorganized LEAs		7651	0.00	0.00	0.00	0.00	0.00	0.0%
All Other Financing Uses		7699	0.00	0.00	0.00	0.00	0.00	0.0%
(d) TOTAL, USES			0.00	0.00	0.00	0.00	0.00	0.0%
CONTRIBUTIONS								
Contributions from Unrestricted Revenues		8980	0.00	0.00	0.00	0.00	0.00	0.0%
Contributions from Restricted Revenues		8990	0.00	0.00	0.00	0.00	0.00	0.0%
(e) TOTAL, CONTRIBUTIONS			0.00	0.00	0.00	0.00	0.00	0.0%
TOTAL, OTHER FINANCING SOURCES/USES (a - b + c - d + e)			0.00	0.00	0.00	0.00		

Description	Resource Codes	Object Codes	Original Budget (A)	Board Approved Operating Budget (B)	Actuals To Date (C)	Projected Year Totals (D)	Difference (Col B & D) (E)	% Diff Column B & D (F)
A. REVENUES								
1) LCFF Sources		8010-8099	0.00	0.00	0.00	0.00	0.00	0.0%
2) Federal Revenue		8100-8299	0.00	0.00	0.00	0.00	0.00	0.0%
3) Other State Revenue		8300-8599	0.00	0.00	0.00	0.00	0.00	0.0%
4) Other Local Revenue		8600-8799	425.00	425.00	166.44	425.00	0.00	0.0%
5) TOTAL, REVENUES			425.00	425.00	166.44	425.00		
B. EXPENDITURES								
1) Certificated Salaries		1000-1999	0.00	0.00	0.00	0.00	0.00	0.0%
2) Classified Salaries		2000-2999	0.00	0.00	0.00	0.00	0.00	0.0%
3) Employee Benefits		3000-3999	0.00	0.00	0.00	0.00	0.00	0.0%
4) Books and Supplies		4000-4999	0.00	0.00	0.00	0.00	0.00	0.0%
5) Services and Other Operating Expenditures		5000-5999	0.00	0.00	0.00	0.00	0.00	0.0%
6) Capital Outlay		6000-6999	0.00	0.00	0.00	0.00	0.00	0.0%
7) Other Outgo (excluding Transfers of Indirect Costs)		7100-7299, 7400-7499	0.00	0.00	0.00	0.00	0.00	0.0%
8) Other Outgo - Transfers of Indirect Costs		7300-7399	0.00	0.00	0.00	0.00	0.00	0.0%
9) TOTAL, EXPENDITURES			0.00	0.00	0.00	0.00		
C. EXCESS (DEFICIENCY) OF REVENUES OVER EXPENDITURES BEFORE OTHER FINANCING SOURCES AND USES (A5 - B9)			425.00	425.00	166.44	425.00		
D. OTHER FINANCING SOURCES/USES								
1) Interfund Transfers a) Transfers In		8900-8929	18,000.00	18,000.00	0.00	18,000.00	0.00	0.0%
b) Transfers Out		7600-7629	0.00	0.00	0.00	0.00	0.00	0.0%
2) Other Sources/Uses a) Sources		8930-8979	0.00	0.00	0.00	0.00	0.00	0.0%
b) Uses		7630-7699	0.00	0.00	0.00	0.00	0.00	0.0%
3) Contributions		8980-8999	0.00	0.00	0.00	0.00	0.00	0.0%
4) TOTAL, OTHER FINANCING SOURCES/USES			18,000.00	18,000.00	0.00	18,000.00		

Description	Resource Codes	Object Codes	Original Budget (A)	Board Approved Operating Budget (B)	Actuals To Date (C)	Projected Year Totals (D)	Difference (Col B & D) (E)	% Diff Column B & D (F)
E. NET INCREASE (DECREASE) IN FUND BALANCE (C + D4)			18,425.00	18,425.00	186.44	18,425.00		
F. FUND BALANCE, RESERVES								
1) Beginning Fund Balance								
a) As of July 1 - Unaudited		9791	18,632.89	18,632.89		18,632.89	0.00	0.0%
b) Audit Adjustments		9793	0.00	0.00		0.00	0.00	0.0%
c) As of July 1 - Audited (F1a + F1b)			18,632.89	18,632.89		18,632.89		
d) Other Restatements		9795	0.00	0.00		0.00	0.00	0.0%
e) Adjusted Beginning Balance (F1c + F1d)			18,632.89	18,632.89		18,632.89		
2) Ending Balance, June 30 (E + F1e)			37,057.89	37,057.89		37,057.89		
Components of Ending Fund Balance								
a) Nonspendable								
Revolving Cash		9711	0.00	0.00		0.00		
Stores		9712	0.00	0.00		0.00		
Prepaid Items		9713	0.00	0.00		0.00		
All Others		9719	0.00	0.00		0.00		
b) Restricted		9740	0.00	0.00		0.00		
c) Committed								
Stabilization Arrangements		9750	0.00	0.00		0.00		
Other Commitments		9760	0.00	0.00		0.00		
d) Assigned								
Other Assignments		9780	37,057.89	37,057.89		37,057.89		
RESERVE FOR VEHICLE REPLACEMENT	0000	9780	37,057.89					
RESERVE FOR VEHICLE REPLACEMENT	0000	9780		37,057.89				
RESERVE FOR VEHICLE REPLACEMENT	0000	9780				37,057.89		
e) Unassigned/Unappropriated								
Reserve for Economic Uncertainties		9789	0.00	0.00		0.00		
Unassigned/Unappropriated Amount		9790	0.00	0.00		0.00		

Description	Resource Codes	Object Codes	Original Budget (A)	Board Approved Operating Budget (B)	Actuals To Date (C)	Projected Year Totals (D)	Difference (Col B & D) (E)	% Diff Column B & D (F)
OTHER LOCAL REVENUE								
Sales								
Sale of Equipment/Supplies		8631	0.00	0.00	0.00	0.00	0.00	0.0%
Interest		8660	425.00	425.00	186.44	425.00	0.00	0.0%
Net Increase (Decrease) in the Fair Value of Investments		8662	0.00	0.00	0.00	0.00	0.00	0.0%
TOTAL, OTHER LOCAL REVENUE			425.00	425.00	186.44	425.00	0.00	0.0%
TOTAL, REVENUES			425.00	425.00	186.44	425.00		
INTERFUND TRANSFERS								
INTERFUND TRANSFERS IN								
From: General Fund/CSSF		8912	18,000.00	18,000.00	0.00	18,000.00	0.00	0.0%
Other Authorized Interfund Transfers In		8919	0.00	0.00	0.00	0.00	0.00	0.0%
(a) TOTAL, INTERFUND TRANSFERS IN			18,000.00	18,000.00	0.00	18,000.00	0.00	0.0%
INTERFUND TRANSFERS OUT								
To: General Fund/CSSF		7612	0.00	0.00	0.00	0.00	0.00	0.0%
To: State School Building Fund/ County School Facilities Fund		7613	0.00	0.00	0.00	0.00	0.00	0.0%
Other Authorized Interfund Transfers Out		7619	0.00	0.00	0.00	0.00	0.00	0.0%
(b) TOTAL, INTERFUND TRANSFERS OUT			0.00	0.00	0.00	0.00	0.00	0.0%
OTHER SOURCES/USES								
SOURCES								
Other Sources								
Transfers from Funds of Lapsed/Reorganized LEAs		8965	0.00	0.00	0.00	0.00	0.00	0.0%
(c) TOTAL, SOURCES			0.00	0.00	0.00	0.00	0.00	0.0%
USES								
Transfers of Funds from Lapsed/Reorganized LEAs		7651	0.00	0.00	0.00	0.00	0.00	0.0%
(d) TOTAL, USES			0.00	0.00	0.00	0.00	0.00	0.0%
CONTRIBUTIONS								
Contributions from Restricted Revenues		8990	0.00	0.00	0.00	0.00	0.00	0.0%
(e) TOTAL, CONTRIBUTIONS			0.00	0.00	0.00	0.00	0.00	0.0%
TOTAL, OTHER FINANCING SOURCES/USES (a - b + c - d + e)			18,000.00	18,000.00	0.00	18,000.00		

Description	Resource Codes	Object Codes	Original Budget (A)	Board Approved Operating Budget (B)	Actuals To Date (C)	Projected Year Totals (D)	Difference (Col B & D) (E)	% Diff Column B & D (F)
A. REVENUES								
1) LCFF Sources		8010-8099	0.00	0.00	0.00	0.00	0.00	0.0%
2) Federal Revenue		8100-8299	0.00	0.00	0.00	0.00	0.00	0.0%
3) Other State Revenue		8300-8599	0.00	0.00	0.00	0.00	0.00	0.0%
4) Other Local Revenue		8600-8799	50,401.00	106,934.00	60,872.41	106,934.00	0.00	0.0%
5) TOTAL, REVENUES			50,401.00	106,934.00	60,872.41	106,934.00		
B. EXPENDITURES								
1) Certificated Salaries		1000-1999	0.00	0.00	0.00	0.00	0.00	0.0%
2) Classified Salaries		2000-2999	0.00	0.00	0.00	0.00	0.00	0.0%
3) Employee Benefits		3000-3999	0.00	0.00	0.00	0.00	0.00	0.0%
4) Books and Supplies		4000-4999	0.00	0.00	0.00	0.00	0.00	0.0%
5) Services and Other Operating Expenditures		5000-5999	0.00	0.00	0.00	0.00	0.00	0.0%
6) Capital Outlay		6000-6999	5,401,213.00	6,952,546.00	2,458,201.10	6,952,546.00	0.00	0.0%
7) Other Outgo (excluding Transfers of Indirect Costs)		7100-7299, 7400-7499	0.00	0.00	0.00	0.00	0.00	0.0%
8) Other Outgo - Transfers of Indirect Costs		7300-7399	0.00	0.00	0.00	0.00	0.00	0.0%
9) TOTAL, EXPENDITURES			5,401,213.00	6,952,546.00	2,458,201.10	6,952,546.00		
C. EXCESS (DEFICIENCY) OF REVENUES OVER EXPENDITURES BEFORE OTHER FINANCING SOURCES AND USES (A5 - B9)			(5,350,812.00)	(6,845,612.00)	(2,397,328.69)	(6,845,612.00)		
D. OTHER FINANCING SOURCES/USES								
1) Interfund Transfers a) Transfers In		8900-8929	0.00	0.00	0.00	0.00	0.00	0.0%
b) Transfers Out		7600-7629	0.00	0.00	0.00	0.00	0.00	0.0%
2) Other Sources/Uses a) Sources		8930-8979	0.00	0.00	0.00	0.00	0.00	0.0%
b) Uses		7630-7699	0.00	0.00	0.00	0.00	0.00	0.0%
3) Contributions		8980-8999	0.00	0.00	0.00	0.00	0.00	0.0%
4) TOTAL, OTHER FINANCING SOURCES/USES			0.00	0.00	0.00	0.00		

Description	Resource Codes	Object Codes	Original Budget (A)	Board Approved Operating Budget (B)	Actuals To Date (C)	Projected Year Totals (D)	Difference (Col B & D) (E)	% Diff Column B & D (F)
E. NET INCREASE (DECREASE) IN FUND BALANCE (C + D4)			(5,350,612.00)	(6,845,612.00)	(2,397,328.69)	(6,845,612.00)		
F. FUND BALANCE, RESERVES								
1) Beginning Fund Balance								
a) As of July 1 - Unaudited		9791	7,422,071.74	7,422,071.74		7,422,071.74	0.00	0.0%
b) Audit Adjustments		9793	351,728.03	351,728.03		351,728.03	0.00	0.0%
c) As of July 1 - Audited (F1a + F1b)			7,773,799.77	7,773,799.77		7,773,799.77		
d) Other Restatements		9795	0.00	0.00		0.00	0.00	0.0%
e) Adjusted Beginning Balance (F1c + F1d)			7,773,799.77	7,773,799.77		7,773,799.77		
2) Ending Balance, June 30 (E + F1e)			2,422,987.77	928,187.77		928,187.77		
Components of Ending Fund Balance								
a) Nonspendable								
Revolving Cash		9711	0.00	0.00		0.00		
Stores		9712	0.00	0.00		0.00		
Prepaid Items		9713	0.00	0.00		0.00		
All Others		9719	0.00	0.00		0.00		
b) Legally Restricted Balance		9740	0.00	0.00		0.00		
c) Committed								
Stabilization Arrangements		9750	0.00	0.00		0.00		
Other Commitments		9760	2,422,987.77	928,187.77		0.00		
RESERVE FOR BOND PROJECTS	0000	9760	2,422,987.77					
RESERVE FOR BOND PROJECTS	0000	9760		928,187.77				
d) Assigned								
Other Assignments		9780	0.00	0.00		928,187.77		
BOND APPROVED PROJECTS	0000	9780				928,187.77		
e) Unassigned/Unappropriated								
Reserve for Economic Uncertainties		9789	0.00	0.00		0.00		
Unassigned/Unappropriated Amount		9790	0.00	0.00		0.00		

Description	Resource Codes	Object Codes	Original Budget (A)	Board Approved Operating Budget (B)	Actuals To Date (C)	Projected Year Totals (D)	Difference (Col B & D) (E)	% Diff Column B & D (F)
FEDERAL REVENUE								
FEMA		8281	0.00	0.00	0.00	0.00	0.00	0.0%
All Other Federal Revenue		8290	0.00	0.00	0.00	0.00	0.00	0.0%
TOTAL, FEDERAL REVENUE			0.00	0.00	0.00	0.00	0.00	0.0%
OTHER STATE REVENUE								
Tax Relief Subventions Restricted Levies - Other								
Homeowners' Exemptions		8575	0.00	0.00	0.00	0.00	0.00	0.0%
Other Subventions/In-Lieu Taxes		8576	0.00	0.00	0.00	0.00	0.00	0.0%
All Other State Revenue		8590	0.00	0.00	0.00	0.00	0.00	0.0%
TOTAL, OTHER STATE REVENUE			0.00	0.00	0.00	0.00	0.00	0.0%
OTHER LOCAL REVENUE								
County and District Taxes								
Other Restricted Levies Secured Roll		8615	0.00	0.00	0.00	0.00	0.00	0.0%
Unsecured Roll		8616	0.00	0.00	0.00	0.00	0.00	0.0%
Prior Years' Taxes		8617	0.00	0.00	0.00	0.00	0.00	0.0%
Supplemental Taxes		8618	0.00	0.00	0.00	0.00	0.00	0.0%
Non-Ad Valorem Taxes Parcel Taxes		8621	0.00	0.00	0.00	0.00	0.00	0.0%
Other		8622	0.00	0.00	0.00	0.00	0.00	0.0%
Community Redevelopment Funds Not Subject to LCFF Deduction		8625	0.00	0.00	0.00	0.00	0.00	0.0%
Penalties and Interest from Delinquent Non-LCFF Taxes		8629	0.00	0.00	0.00	0.00	0.00	0.0%
Sales Sale of Equipment/Supplies		8631	0.00	0.00	0.00	0.00	0.00	0.0%
Leases and Rentals		8650	0.00	0.00	0.00	0.00	0.00	0.0%
Interest		8660	50,401.00	106,934.00	60,872.41	106,934.00	0.00	0.0%
Net Increase (Decrease) in the Fair Value of Investments		8662	0.00	0.00	0.00	0.00	0.00	0.0%
Other Local Revenue								
All Other Local Revenue		8699	0.00	0.00	0.00	0.00	0.00	0.0%
All Other Transfers In from All Others		8799	0.00	0.00	0.00	0.00	0.00	0.0%
TOTAL, OTHER LOCAL REVENUE			50,401.00	106,934.00	60,872.41	106,934.00	0.00	0.0%
TOTAL, REVENUES			50,401.00	106,934.00	60,872.41	106,934.00		

Description	Resource Codes	Object Codes	Original Budget (A)	Board Approved Operating Budget (B)	Actuals To Date (C)	Projected Year Totals (D)	Difference (Col B & D) (E)	% Diff Column B & D (F)
CLASSIFIED SALARIES								
Classified Support Salaries		2200	0.00	0.00	0.00	0.00	0.00	0.0%
Classified Supervisors' and Administrators' Salaries		2300	0.00	0.00	0.00	0.00	0.00	0.0%
Clerical, Technical and Office Salaries		2400	0.00	0.00	0.00	0.00	0.00	0.0%
Other Classified Salaries		2900	0.00	0.00	0.00	0.00	0.00	0.0%
TOTAL, CLASSIFIED SALARIES			0.00	0.00	0.00	0.00	0.00	0.0%
EMPLOYEE BENEFITS								
STRS		3101-3102	0.00	0.00	0.00	0.00	0.00	0.0%
PERS		3201-3202	0.00	0.00	0.00	0.00	0.00	0.0%
OASDI/Medicare/Alternative		3301-3302	0.00	0.00	0.00	0.00	0.00	0.0%
Health and Welfare Benefits		3401-3402	0.00	0.00	0.00	0.00	0.00	0.0%
Unemployment Insurance		3501-3502	0.00	0.00	0.00	0.00	0.00	0.0%
Workers' Compensation		3601-3602	0.00	0.00	0.00	0.00	0.00	0.0%
OPEB, Allocated		3701-3702	0.00	0.00	0.00	0.00	0.00	0.0%
OPEB, Active Employees		3751-3752	0.00	0.00	0.00	0.00	0.00	0.0%
Other Employee Benefits		3901-3902	0.00	0.00	0.00	0.00	0.00	0.0%
TOTAL, EMPLOYEE BENEFITS			0.00	0.00	0.00	0.00	0.00	0.0%
BOOKS AND SUPPLIES								
Books and Other Reference Materials		4200	0.00	0.00	0.00	0.00	0.00	0.0%
Materials and Supplies		4300	0.00	0.00	0.00	0.00	0.00	0.0%
Noncapitalized Equipment		4400	0.00	0.00	0.00	0.00	0.00	0.0%
TOTAL, BOOKS AND SUPPLIES			0.00	0.00	0.00	0.00	0.00	0.0%
SERVICES AND OTHER OPERATING EXPENDITURES								
Subagreements for Services		5100	0.00	0.00	0.00	0.00	0.00	0.0%
Travel and Conferences		5200	0.00	0.00	0.00	0.00	0.00	0.0%
Insurance		5400-5450	0.00	0.00	0.00	0.00	0.00	0.0%
Operations and Housekeeping Services		5500	0.00	0.00	0.00	0.00	0.00	0.0%
Rentals, Leases, Repairs, and Noncapitalized Improvements		5600	0.00	0.00	0.00	0.00	0.00	0.0%
Transfers of Direct Costs		5710	0.00	0.00	0.00	0.00	0.00	0.0%
Transfers of Direct Costs - Interfund		5750	0.00	0.00	0.00	0.00	0.00	0.0%
Professional/Consulting Services and Operating Expenditures		5800	0.00	0.00	0.00	0.00	0.00	0.0%
Communications		5900	0.00	0.00	0.00	0.00	0.00	0.0%
TOTAL, SERVICES AND OTHER OPERATING EXPENDITURES			0.00	0.00	0.00	0.00	0.00	0.0%

Description	Resource Codes	Object Codes	Original Budget (A)	Board Approved Operating Budget (B)	Actuals To Date (C)	Projected Year Totals (D)	Difference (Col B & D) (E)	% Diff Column B & D (F)
CAPITAL OUTLAY								
Land		6100	0.00	0.00	0.00	0.00	0.00	0.0%
Land Improvements		6170	0.00	0.00	0.00	0.00	0.00	0.0%
Buildings and Improvements of Buildings		6200	5,401,213.00	6,952,546.00	2,458,201.10	6,952,546.00	0.00	0.0%
Books and Media for New School Libraries or Major Expansion of School Libraries		6300	0.00	0.00	0.00	0.00	0.00	0.0%
Equipment		6400	0.00	0.00	0.00	0.00	0.00	0.0%
Equipment Replacement		6500	0.00	0.00	0.00	0.00	0.00	0.0%
TOTAL, CAPITAL OUTLAY			5,401,213.00	6,952,546.00	2,458,201.10	6,952,546.00	0.00	0.0%
OTHER OUTGO (excluding Transfers of Indirect Costs)								
Other Transfers Out								
All Other Transfers Out to All Others		7299	0.00	0.00	0.00	0.00	0.00	0.0%
Debt Service								
Repayment of State School Building Fund Aid - Proceeds from Bonds		7435	0.00	0.00	0.00	0.00	0.00	0.0%
Debt Service - Interest		7438	0.00	0.00	0.00	0.00	0.00	0.0%
Other Debt Service - Principal		7439	0.00	0.00	0.00	0.00	0.00	0.0%
TOTAL, OTHER OUTGO (excluding Transfers of Indirect Costs)			0.00	0.00	0.00	0.00	0.00	0.0%
TOTAL, EXPENDITURES			5,401,213.00	6,952,546.00	2,458,201.10	6,952,546.00		

Description	Resource Codes	Object Codes	Original Budget (A)	Board Approved Operating Budget (B)	Actuals To Date (C)	Projected Year Totals (D)	Difference (Col B & D) (E)	% Diff Column B & D (F)
INTERFUND TRANSFERS								
INTERFUND TRANSFERS IN								
Other Authorized Interfund Transfers In		8919	0.00	0.00	0.00	0.00	0.00	0.0%
(a) TOTAL, INTERFUND TRANSFERS IN			0.00	0.00	0.00	0.00	0.00	0.0%
INTERFUND TRANSFERS OUT								
To: State School Building Fund/ County School Facilities Fund		7613	0.00	0.00	0.00	0.00	0.00	0.0%
Other Authorized Interfund Transfers Out		7619	0.00	0.00	0.00	0.00	0.00	0.0%
(b) TOTAL, INTERFUND TRANSFERS OUT			0.00	0.00	0.00	0.00	0.00	0.0%
OTHER SOURCES/USES								
SOURCES								
Proceeds								
Proceeds from Sale of Bonds		8951	0.00	0.00	0.00	0.00	0.00	0.0%
Proceeds from Sale/Lease-Purchase of Land/Buildings		8953	0.00	0.00	0.00	0.00	0.00	0.0%
Other Sources								
County School Building Aid		8961	0.00	0.00	0.00	0.00	0.00	0.0%
Transfers from Funds of Lapsed/Reorganized LEAs		8965	0.00	0.00	0.00	0.00	0.00	0.0%
Long-Term Debt Proceeds								
Proceeds from Certificates of Participation		8971	0.00	0.00	0.00	0.00	0.00	0.0%
Proceeds from Capital Leases		8972	0.00	0.00	0.00	0.00	0.00	0.0%
Proceeds from Lease Revenue Bonds		8973	0.00	0.00	0.00	0.00	0.00	0.0%
All Other Financing Sources		8979	0.00	0.00	0.00	0.00	0.00	0.0%
(c) TOTAL, SOURCES			0.00	0.00	0.00	0.00	0.00	0.0%
USES								
Transfers of Funds from Lapsed/Reorganized LEAs		7651	0.00	0.00	0.00	0.00	0.00	0.0%
All Other Financing Uses		7699	0.00	0.00	0.00	0.00	0.00	0.0%
(d) TOTAL, USES			0.00	0.00	0.00	0.00	0.00	0.0%
CONTRIBUTIONS								
Contributions from Unrestricted Revenues		8980	0.00	0.00	0.00	0.00	0.00	0.0%
Contributions from Restricted Revenues		8990	0.00	0.00	0.00	0.00	0.00	0.0%
(e) TOTAL, CONTRIBUTIONS			0.00	0.00	0.00	0.00	0.00	0.0%
TOTAL, OTHER FINANCING SOURCES/USES (a - b + c - d + e)			0.00	0.00	0.00	0.00		

Description	Resource Codes	Object Codes	Original Budget (A)	Board Approved Operating Budget (B)	Actuals To Date (C)	Projected Year Totals (D)	Difference (Col B & D) (E)	% Diff Column B & D (F)
A. REVENUES								
1) LCFF Sources		8010-8099	0.00	0.00	0.00	0.00	0.00	0.0%
2) Federal Revenue		8100-8299	0.00	0.00	0.00	0.00	0.00	0.0%
3) Other State Revenue		8300-8599	0.00	0.00	0.00	0.00	0.00	0.0%
4) Other Local Revenue		8600-8799	353,500.00	479,500.00	443,245.09	479,500.00	0.00	0.0%
5) TOTAL, REVENUES			353,500.00	479,500.00	443,245.09	479,500.00		
B. EXPENDITURES								
1) Certificated Salaries		1000-1999	0.00	0.00	0.00	0.00	0.00	0.0%
2) Classified Salaries		2000-2999	0.00	0.00	0.00	0.00	0.00	0.0%
3) Employee Benefits		3000-3999	0.00	0.00	0.00	0.00	0.00	0.0%
4) Books and Supplies		4000-4999	0.00	0.00	0.00	0.00	0.00	0.0%
5) Services and Other Operating Expenditures		5000-5999	54,586.00	59,666.00	34,168.00	59,666.00	0.00	0.0%
6) Capital Outlay		6000-6999	0.00	0.00	0.00	0.00	0.00	0.0%
7) Other Outgo (excluding Transfers of Indirect Costs)		7100-7299, 7400-7499	404,839.00	404,839.00	203,947.40	404,839.00	0.00	0.0%
8) Other Outgo - Transfers of Indirect Costs		7300-7399	0.00	0.00	0.00	0.00	0.00	0.0%
9) TOTAL, EXPENDITURES			459,425.00	464,505.00	238,115.40	464,505.00		
C. EXCESS (DEFICIENCY) OF REVENUES OVER EXPENDITURES BEFORE OTHER FINANCING SOURCES AND USES (A5 - B9)			(105,925.00)	14,995.00	205,129.69	14,995.00		
D. OTHER FINANCING SOURCES/USES								
1) Interfund Transfers a) Transfers In		8900-8929	0.00	0.00	0.00	0.00	0.00	0.0%
b) Transfers Out		7600-7629	0.00	0.00	0.00	0.00	0.00	0.0%
2) Other Sources/Uses a) Sources		8930-8979	0.00	0.00	0.00	0.00	0.00	0.0%
b) Uses		7630-7699	0.00	0.00	0.00	0.00	0.00	0.0%
3) Contributions		8980-8999	0.00	0.00	0.00	0.00	0.00	0.0%
4) TOTAL, OTHER FINANCING SOURCES/USES			0.00	0.00	0.00	0.00		

Description	Resource Codes	Object Codes	Original Budget (A)	Board Approved Operating Budget (B)	Actuals To Date (C)	Projected Year Totals (D)	Difference (Col B & D) (E)	% Diff Column B & D (F)
E. NET INCREASE (DECREASE) IN FUND BALANCE (C + D4)			(105,925.00)	14,995.00	205,129.69	14,995.00		
F. FUND BALANCE, RESERVES								
1) Beginning Fund Balance								
a) As of July 1 - Unaudited		9791	1,140,359.90	1,140,359.90		1,140,359.90	0.00	0.0%
b) Audit Adjustments		9793	0.00	0.00		0.00	0.00	0.0%
c) As of July 1 - Audited (F1a + F1b)			1,140,359.90	1,140,359.90		1,140,359.90		
d) Other Restatements		9795	0.00	0.00		0.00	0.00	0.0%
e) Adjusted Beginning Balance (F1c + F1d)			1,140,359.90	1,140,359.90		1,140,359.90		
2) Ending Balance, June 30 (E + F1e)			1,034,434.90	1,155,354.90		1,155,354.90		
Components of Ending Fund Balance								
a) Nonspendable								
Revolving Cash		9711	0.00	0.00		0.00		
Stores		9712	0.00	0.00		0.00		
Prepaid Items		9713	0.00	0.00		0.00		
All Others		9719	0.00	0.00		0.00		
b) Legally Restricted Balance		9740	0.00	0.00		0.00		
c) Committed								
Stabilization Arrangements		9750	0.00	0.00		0.00		
Other Commitments		9760	0.00	0.00		0.00		
d) Assigned								
Other Assignments		9780	1,034,434.90	1,155,354.90		1,155,354.90		
RESERVE FOR COP DEBT SERVICE	0000	9780	*1,034,434.90*					
RESERVE FOR COP DEBT SERVICE PAY	0000	9780		*1,155,354.90*				
RESERVE FOR COP DEBT SERVICE	0000	9780				*1,155,354.90*		
e) Unassigned/Unappropriated								
Reserve for Economic Uncertainties		9789	0.00	0.00		0.00		
Unassigned/Unappropriated Amount		9790	0.00	0.00		0.00		

Description	Resource Codes	Object Codes	Original Budget (A)	Board Approved Operating Budget (B)	Actuals To Date (C)	Projected Year Totals (D)	Difference (Col B & D) (E)	% Diff Column B & D (F)
OTHER STATE REVENUE								
Tax Relief Subventions Restricted Levies - Other								
Homeowners' Exemptions		8575	0.00	0.00	0.00	0.00	0.00	0.0%
Other Subventions/In-Lieu Taxes		8576	0.00	0.00	0.00	0.00	0.00	0.0%
All Other State Revenue		8590	0.00	0.00	0.00	0.00	0.00	0.0%
TOTAL, OTHER STATE REVENUE			0.00	0.00	0.00	0.00	0.00	0.0%
OTHER LOCAL REVENUE								
County and District Taxes								
Other Restricted Levies Secured Roll		8615	0.00	0.00	0.00	0.00	0.00	0.0%
Unsecured Roll		8616	0.00	0.00	0.00	0.00	0.00	0.0%
Prior Years' Taxes		8617	0.00	0.00	0.00	0.00	0.00	0.0%
Supplemental Taxes		8618	0.00	0.00	0.00	0.00	0.00	0.0%
Non-Ad Valorem Taxes Parcel Taxes		8621	0.00	0.00	0.00	0.00	0.00	0.0%
Other		8622	0.00	0.00	0.00	0.00	0.00	0.0%
Community Redevelopment Funds Not Subject to LCFF Deduction		8625	0.00	0.00	0.00	0.00	0.00	0.0%
Penalties and Interest from Delinquent Non-LCFF Taxes		8629	0.00	0.00	0.00	0.00	0.00	0.0%
Sales Sale of Equipment/Supplies		8631	0.00	0.00	0.00	0.00	0.00	0.0%
Interest		8660	3,500.00	29,500.00	11,258.69	29,500.00	0.00	0.0%
Net Increase (Decrease) in the Fair Value of Investments		8662	0.00	0.00	0.00	0.00	0.00	0.0%
Fees and Contracts								
Mitigation/Developer Fees		8681	350,000.00	450,000.00	431,986.40	450,000.00	0.00	0.0%
Other Local Revenue								
All Other Local Revenue		8699	0.00	0.00	0.00	0.00	0.00	0.0%
All Other Transfers In from All Others		8799	0.00	0.00	0.00	0.00	0.00	0.0%
TOTAL, OTHER LOCAL REVENUE			353,500.00	479,500.00	443,245.09	479,500.00	0.00	0.0%
TOTAL, REVENUES			353,500.00	479,500.00	443,245.09	479,500.00		

Description	Resource Codes	Object Codes	Original Budget (A)	Board Approved Operating Budget (B)	Actuals To Date (C)	Projected Year Totals (D)	Difference (Col B & D) (E)	% Diff Column B & D (F)
CERTIFICATED SALARIES								
Other Certificated Salaries		1900	0.00	0.00	0.00	0.00	0.00	0.0%
TOTAL, CERTIFICATED SALARIES			0.00	0.00	0.00	0.00	0.00	0.0%
CLASSIFIED SALARIES								
Classified Support Salaries		2200	0.00	0.00	0.00	0.00	0.00	0.0%
Classified Supervisors' and Administrators' Salaries		2300	0.00	0.00	0.00	0.00	0.00	0.0%
Clerical, Technical and Office Salaries		2400	0.00	0.00	0.00	0.00	0.00	0.0%
Other Classified Salaries		2900	0.00	0.00	0.00	0.00	0.00	0.0%
TOTAL, CLASSIFIED SALARIES			0.00	0.00	0.00	0.00	0.00	0.0%
EMPLOYEE BENEFITS								
STRS		3101-3102	0.00	0.00	0.00	0.00	0.00	0.0%
PERS		3201-3202	0.00	0.00	0.00	0.00	0.00	0.0%
OASDI/Medicare/Alternative		3301-3302	0.00	0.00	0.00	0.00	0.00	0.0%
Health and Welfare Benefits		3401-3402	0.00	0.00	0.00	0.00	0.00	0.0%
Unemployment Insurance		3501-3502	0.00	0.00	0.00	0.00	0.00	0.0%
Workers' Compensation		3601-3602	0.00	0.00	0.00	0.00	0.00	0.0%
OPEB, Allocated		3701-3702	0.00	0.00	0.00	0.00	0.00	0.0%
OPEB, Active Employees		3751-3752	0.00	0.00	0.00	0.00	0.00	0.0%
Other Employee Benefits		3901-3902	0.00	0.00	0.00	0.00	0.00	0.0%
TOTAL, EMPLOYEE BENEFITS			0.00	0.00	0.00	0.00	0.00	0.0%
BOOKS AND SUPPLIES								
Approved Textbooks and Core Curricula Materials		4100	0.00	0.00	0.00	0.00	0.00	0.0%
Books and Other Reference Materials		4200	0.00	0.00	0.00	0.00	0.00	0.0%
Materials and Supplies		4300	0.00	0.00	0.00	0.00	0.00	0.0%
Noncapitalized Equipment		4400	0.00	0.00	0.00	0.00	0.00	0.0%
TOTAL, BOOKS AND SUPPLIES			0.00	0.00	0.00	0.00	0.00	0.0%
SERVICES AND OTHER OPERATING EXPENDITURES								
Subagreements for Services		5100	0.00	0.00	0.00	0.00	0.00	0.0%
Travel and Conferences		5200	0.00	0.00	0.00	0.00	0.00	0.0%
Insurance		5400-5450	0.00	0.00	0.00	0.00	0.00	0.0%
Operations and Housekeeping Services		5500	0.00	0.00	0.00	0.00	0.00	0.0%
Rentals, Leases, Repairs, and Noncapitalized Improvements		5600	29,086.00	34,166.00	34,168.00	34,166.00	0.00	0.0%
Transfers of Direct Costs		5710	0.00	0.00	0.00	0.00	0.00	0.0%
Transfers of Direct Costs - Interfund		5750	0.00	0.00	0.00	0.00	0.00	0.0%
Professional/Consulting Services and Operating Expenditures		5800	25,500.00	25,500.00	0.00	25,500.00	0.00	0.0%
Communications		5900	0.00	0.00	0.00	0.00	0.00	0.0%
TOTAL, SERVICES AND OTHER OPERATING EXPENDITURES			54,586.00	59,666.00	34,168.00	59,666.00	0.00	0.0%

Description	Resource Codes	Object Codes	Original Budget (A)	Board Approved Operating Budget (B)	Actuals To Date (C)	Projected Year Totals (D)	Difference (Col B & D) (E)	% Diff Column B & D (F)
CAPITAL OUTLAY								
Land		6100	0.00	0.00	0.00	0.00	0.00	0.0%
Land Improvements		6170	0.00	0.00	0.00	0.00	0.00	0.0%
Buildings and Improvements of Buildings		6200	0.00	0.00	0.00	0.00	0.00	0.0%
Books and Media for New School Libraries or Major Expansion of School Libraries		6300	0.00	0.00	0.00	0.00	0.00	0.0%
Equipment		6400	0.00	0.00	0.00	0.00	0.00	0.0%
Equipment Replacement		6500	0.00	0.00	0.00	0.00	0.00	0.0%
TOTAL, CAPITAL OUTLAY			0.00	0.00	0.00	0.00	0.00	0.0%
OTHER OUTGO (excluding Transfers of Indirect Costs)								
Other Transfers Out								
All Other Transfers Out to All Others		7299	0.00	0.00	0.00	0.00	0.00	0.0%
Debt Service								
Debt Service - Interest		7438	129,839.00	129,839.00	65,947.40	129,839.00	0.00	0.0%
Other Debt Service - Principal		7439	275,000.00	275,000.00	138,000.00	275,000.00	0.00	0.0%
TOTAL, OTHER OUTGO (excluding Transfers of Indirect Costs)			404,839.00	404,839.00	203,947.40	404,839.00	0.00	0.0%
TOTAL, EXPENDITURES			459,425.00	464,505.00	238,115.40	464,505.00		

Description	Resource Codes	Object Codes	Original Budget (A)	Board Approved Operating Budget (B)	Actuals To Date (C)	Projected Year Totals (D)	Difference (Col B & D) (E)	% Diff Column B & D (F)
INTERFUND TRANSFERS								
INTERFUND TRANSFERS IN								
Other Authorized Interfund Transfers In		8919	0.00	0.00	0.00	0.00	0.00	0.0%
(a) TOTAL, INTERFUND TRANSFERS IN			0.00	0.00	0.00	0.00	0.00	0.0%
INTERFUND TRANSFERS OUT								
To: State School Building Fund/ County School Facilities Fund		7613	0.00	0.00	0.00	0.00	0.00	0.0%
Other Authorized Interfund Transfers Out		7619	0.00	0.00	0.00	0.00	0.00	0.0%
(b) TOTAL, INTERFUND TRANSFERS OUT			0.00	0.00	0.00	0.00	0.00	0.0%
OTHER SOURCES/USES								
SOURCES								
Proceeds								
Proceeds from Sale/Lease-Purchase of Land/Buildings		8953	0.00	0.00	0.00	0.00	0.00	0.0%
Other Sources								
Transfers from Funds of Lapsed/Reorganized LEAs		8965	0.00	0.00	0.00	0.00	0.00	0.0%
Long-Term Debt Proceeds								
Proceeds from Certificates of Participation		8971	0.00	0.00	0.00	0.00	0.00	0.0%
Proceeds from Capital Leases		8972	0.00	0.00	0.00	0.00	0.00	0.0%
Proceeds from Lease Revenue Bonds		8973	0.00	0.00	0.00	0.00	0.00	0.0%
All Other Financing Sources		8979	0.00	0.00	0.00	0.00	0.00	0.0%
(c) TOTAL, SOURCES			0.00	0.00	0.00	0.00	0.00	0.0%
USES								
Transfers of Funds from Lapsed/Reorganized LEAs		7651	0.00	0.00	0.00	0.00	0.00	0.0%
All Other Financing Uses		7699	0.00	0.00	0.00	0.00	0.00	0.0%
(d) TOTAL, USES			0.00	0.00	0.00	0.00	0.00	0.0%
CONTRIBUTIONS								
Contributions from Unrestricted Revenues		8980	0.00	0.00	0.00	0.00	0.00	0.0%
Contributions from Restricted Revenues		8990	0.00	0.00	0.00	0.00	0.00	0.0%
(e) TOTAL, CONTRIBUTIONS			0.00	0.00	0.00	0.00	0.00	0.0%
TOTAL, OTHER FINANCING SOURCES/USES (a - b + c - d + e)			0.00	0.00	0.00	0.00		

Description	Resource Codes	Object Codes	Original Budget (A)	Board Approved Operating Budget (B)	Actuals To Date (C)	Projected Year Totals (D)	Difference (Col B & D) (E)	% Diff Column B & D (F)
A. REVENUES								
1) LCFF Sources		8010-8099	0.00	0.00	0.00	0.00	0.00	0.0%
2) Federal Revenue		8100-8299	0.00	0.00	0.00	0.00	0.00	0.0%
3) Other State Revenue		8300-8599	0.00	0.00	0.00	0.00	0.00	0.0%
4) Other Local Revenue		8600-8799	4.00	4.00	3.24	4.00	0.00	0.0%
5) TOTAL, REVENUES			4.00	4.00	3.24	4.00		
B. EXPENDITURES								
1) Certificated Salaries		1000-1999	0.00	0.00	0.00	0.00	0.00	0.0%
2) Classified Salaries		2000-2999	0.00	0.00	0.00	0.00	0.00	0.0%
3) Employee Benefits		3000-3999	0.00	0.00	0.00	0.00	0.00	0.0%
4) Books and Supplies		4000-4999	0.00	0.00	0.00	0.00	0.00	0.0%
5) Services and Other Operating Expenditures		5000-5999	0.00	0.00	0.00	0.00	0.00	0.0%
6) Capital Outlay		6000-6999	0.00	0.00	0.00	0.00	0.00	0.0%
7) Other Outgo (excluding Transfers of Indirect Costs)		7100-7299, 7400-7499	0.00	0.00	0.00	0.00	0.00	0.0%
8) Other Outgo - Transfers of Indirect Costs		7300-7399	0.00	0.00	0.00	0.00	0.00	0.0%
9) TOTAL, EXPENDITURES			0.00	0.00	0.00	0.00		
C. EXCESS (DEFICIENCY) OF REVENUES OVER EXPENDITURES BEFORE OTHER FINANCING SOURCES AND USES (A5 - B9)			4.00	4.00	3.24	4.00		
D. OTHER FINANCING SOURCES/USES								
1) Interfund Transfers a) Transfers In		8900-8929	0.00	0.00	0.00	0.00	0.00	0.0%
b) Transfers Out		7600-7629	0.00	0.00	0.00	0.00	0.00	0.0%
2) Other Sources/Uses a) Sources		8930-8979	0.00	0.00	0.00	0.00	0.00	0.0%
b) Uses		7630-7699	0.00	0.00	0.00	0.00	0.00	0.0%
3) Contributions		8980-8999	0.00	0.00	0.00	0.00	0.00	0.0%
4) TOTAL, OTHER FINANCING SOURCES/USES			0.00	0.00	0.00	0.00		

Description	Resource Codes	Object Codes	Original Budget (A)	Board Approved Operating Budget (B)	Actuals To Date (C)	Projected Year Totals (D)	Difference (Col B & D) (E)	% Diff Column B & D (F)
E. NET INCREASE (DECREASE) IN FUND BALANCE (C + D4)			4.00	4.00	3.24	4.00		
F. FUND BALANCE, RESERVES								
1) Beginning Fund Balance								
a) As of July 1 - Unaudited		9791	323.50	323.50		323.50	0.00	0.0%
b) Audit Adjustments		9793	0.00	0.00		0.00	0.00	0.0%
c) As of July 1 - Audited (F1a + F1b)			323.50	323.50		323.50		
d) Other Restatements		9795	0.00	0.00		0.00	0.00	0.0%
e) Adjusted Beginning Balance (F1c + F1d)			323.50	323.50		323.50		
2) Ending Balance, June 30 (E + F1e)			327.50	327.50		327.50		
Components of Ending Fund Balance								
a) Nonspendable								
Revolving Cash		9711	0.00	0.00		0.00		
Stores		9712	0.00	0.00		0.00		
Prepaid Items		9713	0.00	0.00		0.00		
All Others		9719	0.00	0.00		0.00		
b) Legally Restricted Balance		9740	327.50	327.50		327.50		
c) Committed								
Stabilization Arrangements		9750	0.00	0.00		0.00		
Other Commitments		9760	0.00	0.00		0.00		
d) Assigned								
Other Assignments		9780	0.00	0.00		0.00		
e) Unassigned/Unappropriated								
Reserve for Economic Uncertainties		9789	0.00	0.00		0.00		
Unassigned/Unappropriated Amount		9790	0.00	0.00		0.00		

Description	Resource Codes	Object Codes	Original Budget (A)	Board Approved Operating Budget (B)	Actuals To Date (C)	Projected Year Totals (D)	Difference (Col B & D) (E)	% Diff Column B & D (F)
FEDERAL REVENUE								
All Other Federal Revenue		8290	0.00	0.00	0.00	0.00	0.00	0.0%
TOTAL, FEDERAL REVENUE			0.00	0.00	0.00	0.00	0.00	0.0%
OTHER STATE REVENUE								
School Facilities Apportionments		8545	0.00	0.00	0.00	0.00	0.00	0.0%
Pass-Through Revenues from State Sources		8587	0.00	0.00	0.00	0.00	0.00	0.0%
All Other State Revenue		8590	0.00	0.00	0.00	0.00	0.00	0.0%
TOTAL, OTHER STATE REVENUE			0.00	0.00	0.00	0.00	0.00	0.0%
OTHER LOCAL REVENUE								
Sales								
Sale of Equipment/Supplies		8631	0.00	0.00	0.00	0.00	0.00	0.0%
Leases and Rentals		8650	0.00	0.00	0.00	0.00	0.00	0.0%
Interest		8660	4.00	4.00	3.24	4.00	0.00	0.0%
Net Increase (Decrease) in the Fair Value of Investments		8662	0.00	0.00	0.00	0.00	0.00	0.0%
Other Local Revenue								
All Other Local Revenue		8699	0.00	0.00	0.00	0.00	0.00	0.0%
All Other Transfers In from All Others		8799	0.00	0.00	0.00	0.00	0.00	0.0%
TOTAL, OTHER LOCAL REVENUE			4.00	4.00	3.24	4.00	0.00	0.0%
TOTAL, REVENUES			4.00	4.00	3.24	4.00		

Description	Resource Codes	Object Codes	Original Budget (A)	Board Approved Operating Budget (B)	Actuals To Date (C)	Projected Year Totals (D)	Difference (Col B & D) (E)	% Diff Column B & D (F)
CLASSIFIED SALARIES								
Classified Support Salaries		2200	0.00	0.00	0.00	0.00	0.00	0.0%
Classified Supervisors' and Administrators' Salaries		2300	0.00	0.00	0.00	0.00	0.00	0.0%
Clerical, Technical and Office Salaries		2400	0.00	0.00	0.00	0.00	0.00	0.0%
Other Classified Salaries		2900	0.00	0.00	0.00	0.00	0.00	0.0%
TOTAL, CLASSIFIED SALARIES			0.00	0.00	0.00	0.00	0.00	0.0%
EMPLOYEE BENEFITS								
STRS		3101-3102	0.00	0.00	0.00	0.00	0.00	0.0%
PERS		3201-3202	0.00	0.00	0.00	0.00	0.00	0.0%
OASDI/Medicare/Alternative		3301-3302	0.00	0.00	0.00	0.00	0.00	0.0%
Health and Welfare Benefits		3401-3402	0.00	0.00	0.00	0.00	0.00	0.0%
Unemployment Insurance		3501-3502	0.00	0.00	0.00	0.00	0.00	0.0%
Workers' Compensation		3601-3602	0.00	0.00	0.00	0.00	0.00	0.0%
OPEB, Allocated		3701-3702	0.00	0.00	0.00	0.00	0.00	0.0%
OPEB, Active Employees		3751-3752	0.00	0.00	0.00	0.00	0.00	0.0%
Other Employee Benefits		3901-3902	0.00	0.00	0.00	0.00	0.00	0.0%
TOTAL, EMPLOYEE BENEFITS			0.00	0.00	0.00	0.00	0.00	0.0%
BOOKS AND SUPPLIES								
Books and Other Reference Materials		4200	0.00	0.00	0.00	0.00	0.00	0.0%
Materials and Supplies		4300	0.00	0.00	0.00	0.00	0.00	0.0%
Noncapitalized Equipment		4400	0.00	0.00	0.00	0.00	0.00	0.0%
TOTAL, BOOKS AND SUPPLIES			0.00	0.00	0.00	0.00	0.00	0.0%
SERVICES AND OTHER OPERATING EXPENDITURES								
Subagreements for Services		5100	0.00	0.00	0.00	0.00	0.00	0.0%
Travel and Conferences		5200	0.00	0.00	0.00	0.00	0.00	0.0%
Insurance		5400-5450	0.00	0.00	0.00	0.00	0.00	0.0%
Operations and Housekeeping Services		5500	0.00	0.00	0.00	0.00	0.00	0.0%
Rentals, Leases, Repairs, and Noncapitalized Improvements		5600	0.00	0.00	0.00	0.00	0.00	0.0%
Transfers of Direct Costs		5710	0.00	0.00	0.00	0.00	0.00	0.0%
Transfers of Direct Costs - Interfund		5750	0.00	0.00	0.00	0.00	0.00	0.0%
Professional/Consulting Services and Operating Expenditures		5800	0.00	0.00	0.00	0.00	0.00	0.0%
Communications		5900	0.00	0.00	0.00	0.00	0.00	0.0%
TOTAL, SERVICES AND OTHER OPERATING EXPENDITURES			0.00	0.00	0.00	0.00	0.00	0.0%

Description	Resource Codes	Object Codes	Original Budget (A)	Board Approved Operating Budget (B)	Actuals To Date (C)	Projected Year Totals (D)	Difference (Col B & D) (E)	% Diff Column B & D (F)
CAPITAL OUTLAY								
Land		6100	0.00	0.00	0.00	0.00	0.00	0.0%
Land Improvements		6170	0.00	0.00	0.00	0.00	0.00	0.0%
Buildings and Improvements of Buildings		6200	0.00	0.00	0.00	0.00	0.00	0.0%
Books and Media for New School Libraries or Major Expansion of School Libraries		6300	0.00	0.00	0.00	0.00	0.00	0.0%
Equipment		6400	0.00	0.00	0.00	0.00	0.00	0.0%
Equipment Replacement		6500	0.00	0.00	0.00	0.00	0.00	0.0%
TOTAL, CAPITAL OUTLAY			0.00	0.00	0.00	0.00	0.00	0.0%
OTHER OUTGO (excluding Transfers of Indirect Costs)								
Other Transfers Out								
Transfers of Pass-Through Revenues To Districts or Charter Schools		7211	0.00	0.00	0.00	0.00	0.00	0.0%
To County Offices		7212	0.00	0.00	0.00	0.00	0.00	0.0%
To JPAs		7213	0.00	0.00	0.00	0.00	0.00	0.0%
All Other Transfers Out to All Others		7299	0.00	0.00	0.00	0.00	0.00	0.0%
Debt Service								
Debt Service - Interest		7438	0.00	0.00	0.00	0.00	0.00	0.0%
Other Debt Service - Principal		7439	0.00	0.00	0.00	0.00	0.00	0.0%
TOTAL, OTHER OUTGO (excluding Transfers of Indirect Costs)			0.00	0.00	0.00	0.00	0.00	0.0%
TOTAL, EXPENDITURES			0.00	0.00	0.00	0.00		

Description	Resource Codes	Object Codes	Original Budget (A)	Board Approved Operating Budget (B)	Actuals To Date (C)	Projected Year Totals (D)	Difference (Col B & D) (E)	% Diff Column B & D (F)
INTERFUND TRANSFERS								
INTERFUND TRANSFERS IN								
To: State School Building Fund/ County School Facilities Fund From: All Other Funds		8913	0.00	0.00	0.00	0.00	0.00	0.0%
Other Authorized Interfund Transfers In		8919	0.00	0.00	0.00	0.00	0.00	0.0%
(a) TOTAL, INTERFUND TRANSFERS IN			0.00	0.00	0.00	0.00	0.00	0.0%
INTERFUND TRANSFERS OUT								
To: State School Building Fund/ County School Facilities Fund		7613	0.00	0.00	0.00	0.00	0.00	0.0%
Other Authorized Interfund Transfers Out		7619	0.00	0.00	0.00	0.00	0.00	0.0%
(b) TOTAL, INTERFUND TRANSFERS OUT			0.00	0.00	0.00	0.00	0.00	0.0%
OTHER SOURCES/USES								
SOURCES								
Proceeds								
Proceeds from Sale/Lease-Purchase of Land/Buildings		8953	0.00	0.00	0.00	0.00	0.00	0.0%
Other Sources								
Transfers from Funds of Lapsed/Reorganized LEAs		8965	0.00	0.00	0.00	0.00	0.00	0.0%
Long-Term Debt Proceeds								
Proceeds from Certificates of Participation		8971	0.00	0.00	0.00	0.00	0.00	0.0%
Proceeds from Capital Leases		8972	0.00	0.00	0.00	0.00	0.00	0.0%
Proceeds from Lease Revenue Bonds		8973	0.00	0.00	0.00	0.00	0.00	0.0%
All Other Financing Sources		8979	0.00	0.00	0.00	0.00	0.00	0.0%
(c) TOTAL, SOURCES			0.00	0.00	0.00	0.00	0.00	0.0%
USES								
Transfers of Funds from Lapsed/Reorganized LEAs		7651	0.00	0.00	0.00	0.00	0.00	0.0%
(d) TOTAL, USES			0.00	0.00	0.00	0.00	0.00	0.0%
CONTRIBUTIONS								
Contributions from Unrestricted Revenues		8980	0.00	0.00	0.00	0.00	0.00	0.0%
Contributions from Restricted Revenues		8990	0.00	0.00	0.00	0.00	0.00	0.0%
(e) TOTAL, CONTRIBUTIONS			0.00	0.00	0.00	0.00	0.00	0.0%
TOTAL, OTHER FINANCING SOURCES/USES (a - b + c - d + e)			0.00	0.00	0.00	0.00		

Description	Resource Codes	Object Codes	Original Budget (A)	Board Approved Operating Budget (B)	Actuals To Date (C)	Projected Year Totals (D)	Difference (Col B & D) (E)	% Diff Column B & D (F)
A. REVENUES								
1) LCFF Sources		8010-8099	0.00	0.00	0.00	0.00	0.00	0.0%
2) Federal Revenue		8100-8299	0.00	0.00	0.00	0.00	0.00	0.0%
3) Other State Revenue		8300-8599	0.00	0.00	0.00	0.00	0.00	0.0%
4) Other Local Revenue		8600-8799	310.00	310.00	244.05	310.00	0.00	0.0%
5) TOTAL, REVENUES			310.00	310.00	244.05	310.00		
B. EXPENDITURES								
1) Certificated Salaries		1000-1999	0.00	0.00	0.00	0.00	0.00	0.0%
2) Classified Salaries		2000-2999	0.00	0.00	0.00	0.00	0.00	0.0%
3) Employee Benefits		3000-3999	0.00	0.00	0.00	0.00	0.00	0.0%
4) Books and Supplies		4000-4999	0.00	0.00	0.00	0.00	0.00	0.0%
5) Services and Other Operating Expenditures		5000-5999	0.00	0.00	0.00	0.00	0.00	0.0%
6) Capital Outlay		6000-6999	0.00	0.00	0.00	0.00	0.00	0.0%
7) Other Outgo (excluding Transfers of Indirect Costs)		7100-7299, 7400-7499	0.00	0.00	0.00	0.00	0.00	0.0%
8) Other Outgo - Transfers of Indirect Costs		7300-7399	0.00	0.00	0.00	0.00	0.00	0.0%
9) TOTAL, EXPENDITURES			0.00	0.00	0.00	0.00		
C. EXCESS (DEFICIENCY) OF REVENUES OVER EXPENDITURES BEFORE OTHER FINANCING SOURCES AND USES (A5 - B9)			310.00	310.00	244.05	310.00		
D. OTHER FINANCING SOURCES/USES								
1) Interfund Transfers a) Transfers In		8900-8929	0.00	0.00	0.00	0.00	0.00	0.0%
b) Transfers Out		7600-7629	0.00	0.00	0.00	0.00	0.00	0.0%
2) Other Sources/Uses a) Sources		8930-8979	0.00	0.00	0.00	0.00	0.00	0.0%
b) Uses		7630-7699	0.00	0.00	0.00	0.00	0.00	0.0%
3) Contributions		8980-8999	0.00	0.00	0.00	0.00	0.00	0.0%
4) TOTAL, OTHER FINANCING SOURCES/USES			0.00	0.00	0.00	0.00		

Description	Resource Codes	Object Codes	Original Budget (A)	Board Approved Operating Budget (B)	Actuals To Date (C)	Projected Year Totals (D)	Difference (Col B & D) (E)	% Diff Column B & D (F)
E. NET INCREASE (DECREASE) IN FUND BALANCE (C + D4)			310.00	310.00	244.05	310.00		
F. FUND BALANCE, RESERVES								
1) Beginning Fund Balance								
a) As of July 1 - Unaudited		9791	24,388.95	24,388.95		24,388.95	0.00	0.0%
b) Audit Adjustments		9793	0.00	0.00		0.00	0.00	0.0%
c) As of July 1 - Audited (F1a + F1b)			24,388.95	24,388.95		24,388.95		
d) Other Restatements		9795	0.00	0.00		0.00	0.00	0.0%
e) Adjusted Beginning Balance (F1c + F1d)			24,388.95	24,388.95		24,388.95		
2) Ending Balance, June 30 (E + F1e)			24,698.95	24,698.95		24,698.95		
Components of Ending Fund Balance								
a) Nonspendable								
Revolving Cash		9711	0.00	0.00		0.00		
Stores		9712	0.00	0.00		0.00		
Prepaid Items		9713	0.00	0.00		0.00		
All Others		9719	0.00	0.00		0.00		
b) Legally Restricted Balance		9740	0.00	0.00		0.00		
c) Committed								
Stabilization Arrangements		9750	0.00	0.00		0.00		
Other Commitments		9760	0.00	0.00		0.00		
d) Assigned								
Other Assignments		9780	24,698.95	24,698.95		24,698.95		
FACILITY PROJECTS	0000	9780	24,698.95					
RESERVE FOR FACILITY PROJECTS	0000	9780		24,698.95				
FACILITY PROJECTS	0000	9780				24,698.95		
e) Unassigned/Unappropriated								
Reserve for Economic Uncertainties		9789	0.00	0.00		0.00		
Unassigned/Unappropriated Amount		9790	0.00	0.00		0.00		

Description	Resource Codes	Object Codes	Original Budget (A)	Board Approved Operating Budget (B)	Actuals To Date (C)	Projected Year Totals (D)	Difference (Col B & D) (E)	% Diff Column B & D (F)
FEDERAL REVENUE								
All Other Federal Revenue		8290	0.00	0.00	0.00	0.00	0.00	0.0%
TOTAL, FEDERAL REVENUE			0.00	0.00	0.00	0.00	0.00	0.0%
OTHER STATE REVENUE								
School Facilities Apportionments		8545	0.00	0.00	0.00	0.00	0.00	0.0%
Pass-Through Revenues from State Sources		8587	0.00	0.00	0.00	0.00	0.00	0.0%
All Other State Revenue		8590	0.00	0.00	0.00	0.00	0.00	0.0%
TOTAL, OTHER STATE REVENUE			0.00	0.00	0.00	0.00	0.00	0.0%
OTHER LOCAL REVENUE								
Sales								
Sale of Equipment/Supplies		8631	0.00	0.00	0.00	0.00	0.00	0.0%
Leases and Rentals		8650	0.00	0.00	0.00	0.00	0.00	0.0%
Interest		8660	310.00	310.00	244.05	310.00	0.00	0.0%
Net Increase (Decrease) in the Fair Value of Investments		8662	0.00	0.00	0.00	0.00	0.00	0.0%
Other Local Revenue								
All Other Local Revenue		8699	0.00	0.00	0.00	0.00	0.00	0.0%
All Other Transfers In from All Others		8799	0.00	0.00	0.00	0.00	0.00	0.0%
TOTAL, OTHER LOCAL REVENUE			310.00	310.00	244.05	310.00	0.00	0.0%
TOTAL, REVENUES			310.00	310.00	244.05	310.00		

Description	Resource Codes	Object Codes	Original Budget (A)	Board Approved Operating Budget (B)	Actuals To Date (C)	Projected Year Totals (D)	Difference (Col B & D) (E)	% Diff Column B & D (F)
CLASSIFIED SALARIES								
Classified Support Salaries		2200	0.00	0.00	0.00	0.00	0.00	0.0%
Classified Supervisors' and Administrators' Salaries		2300	0.00	0.00	0.00	0.00	0.00	0.0%
Clerical, Technical and Office Salaries		2400	0.00	0.00	0.00	0.00	0.00	0.0%
Other Classified Salaries		2900	0.00	0.00	0.00	0.00	0.00	0.0%
TOTAL, CLASSIFIED SALARIES			0.00	0.00	0.00	0.00	0.00	0.0%
EMPLOYEE BENEFITS								
STRS		3101-3102	0.00	0.00	0.00	0.00	0.00	0.0%
PERS		3201-3202	0.00	0.00	0.00	0.00	0.00	0.0%
OASDI/Medicare/Alternative		3301-3302	0.00	0.00	0.00	0.00	0.00	0.0%
Health and Welfare Benefits		3401-3402	0.00	0.00	0.00	0.00	0.00	0.0%
Unemployment Insurance		3501-3502	0.00	0.00	0.00	0.00	0.00	0.0%
Workers' Compensation		3601-3602	0.00	0.00	0.00	0.00	0.00	0.0%
OPEB, Allocated		3701-3702	0.00	0.00	0.00	0.00	0.00	0.0%
OPEB, Active Employees		3751-3752	0.00	0.00	0.00	0.00	0.00	0.0%
Other Employee Benefits		3901-3902	0.00	0.00	0.00	0.00	0.00	0.0%
TOTAL, EMPLOYEE BENEFITS			0.00	0.00	0.00	0.00	0.00	0.0%
BOOKS AND SUPPLIES								
Books and Other Reference Materials		4200	0.00	0.00	0.00	0.00	0.00	0.0%
Materials and Supplies		4300	0.00	0.00	0.00	0.00	0.00	0.0%
Noncapitalized Equipment		4400	0.00	0.00	0.00	0.00	0.00	0.0%
TOTAL, BOOKS AND SUPPLIES			0.00	0.00	0.00	0.00	0.00	0.0%
SERVICES AND OTHER OPERATING EXPENDITURES								
Subagreements for Services		5100	0.00	0.00	0.00	0.00	0.00	0.0%
Travel and Conferences		5200	0.00	0.00	0.00	0.00	0.00	0.0%
Insurance		5400-5450	0.00	0.00	0.00	0.00	0.00	0.0%
Operations and Housekeeping Services		5500	0.00	0.00	0.00	0.00	0.00	0.0%
Rentals, Leases, Repairs, and Noncapitalized Improvements		5600	0.00	0.00	0.00	0.00	0.00	0.0%
Transfers of Direct Costs		5710	0.00	0.00	0.00	0.00	0.00	0.0%
Transfers of Direct Costs - Interfund		5750	0.00	0.00	0.00	0.00	0.00	0.0%
Professional/Consulting Services and Operating Expenditures		5800	0.00	0.00	0.00	0.00	0.00	0.0%
Communications		5900	0.00	0.00	0.00	0.00	0.00	0.0%
TOTAL, SERVICES AND OTHER OPERATING EXPENDITURES			0.00	0.00	0.00	0.00	0.00	0.0%

Description	Resource Codes	Object Codes	Original Budget (A)	Board Approved Operating Budget (B)	Actuals To Date (C)	Projected Year Totals (D)	Difference (Col B & D) (E)	% Diff Column B & D (F)
CAPITAL OUTLAY								
Land		6100	0.00	0.00	0.00	0.00	0.00	0.0%
Land Improvements		6170	0.00	0.00	0.00	0.00	0.00	0.0%
Buildings and Improvements of Buildings		6200	0.00	0.00	0.00	0.00	0.00	0.0%
Books and Media for New School Libraries or Major Expansion of School Libraries		6300	0.00	0.00	0.00	0.00	0.00	0.0%
Equipment		6400	0.00	0.00	0.00	0.00	0.00	0.0%
Equipment Replacement		6500	0.00	0.00	0.00	0.00	0.00	0.0%
TOTAL, CAPITAL OUTLAY			0.00	0.00	0.00	0.00	0.00	0.0%
OTHER OUTGO (excluding Transfers of Indirect Costs)								
Other Transfers Out								
Transfers of Pass-Through Revenues To Districts or Charter Schools		7211	0.00	0.00	0.00	0.00	0.00	0.0%
To County Offices		7212	0.00	0.00	0.00	0.00	0.00	0.0%
To JPAs		7213	0.00	0.00	0.00	0.00	0.00	0.0%
All Other Transfers Out to All Others		7299	0.00	0.00	0.00	0.00	0.00	0.0%
Debt Service								
Debt Service - Interest		7438	0.00	0.00	0.00	0.00	0.00	0.0%
Other Debt Service - Principal		7439	0.00	0.00	0.00	0.00	0.00	0.0%
TOTAL, OTHER OUTGO (excluding Transfers of Indirect Costs)			0.00	0.00	0.00	0.00	0.00	0.0%
TOTAL, EXPENDITURES			0.00	0.00	0.00	0.00		

Description	Resource Codes	Object Codes	Original Budget (A)	Board Approved Operating Budget (B)	Actuals To Date (C)	Projected Year Totals (D)	Difference (Col B & D) (E)	% Diff Column B & D (F)
INTERFUND TRANSFERS								
INTERFUND TRANSFERS IN								
To: State School Building Fund/ County School Facilities Fund From: All Other Funds		8913	0.00	0.00	0.00	0.00	0.00	0.0%
Other Authorized Interfund Transfers In		8919	0.00	0.00	0.00	0.00	0.00	0.0%
(a) TOTAL, INTERFUND TRANSFERS IN			0.00	0.00	0.00	0.00	0.00	0.0%
INTERFUND TRANSFERS OUT								
To: State School Building Fund/ County School Facilities Fund		7613	0.00	0.00	0.00	0.00	0.00	0.0%
Other Authorized Interfund Transfers Out		7619	0.00	0.00	0.00	0.00	0.00	0.0%
(b) TOTAL, INTERFUND TRANSFERS OUT			0.00	0.00	0.00	0.00	0.00	0.0%
OTHER SOURCES/USES								
SOURCES								
Proceeds								
Proceeds from Sale/Lease-Purchase of Land/Buildings		8953	0.00	0.00	0.00	0.00	0.00	0.0%
Other Sources								
Transfers from Funds of Lapsed/Reorganized LEAs		8965	0.00	0.00	0.00	0.00	0.00	0.0%
Long-Term Debt Proceeds								
Proceeds from Certificates of Participation		8971	0.00	0.00	0.00	0.00	0.00	0.0%
Proceeds from Capital Leases		8972	0.00	0.00	0.00	0.00	0.00	0.0%
Proceeds from Lease Revenue Bonds		8973	0.00	0.00	0.00	0.00	0.00	0.0%
All Other Financing Sources		8979	0.00	0.00	0.00	0.00	0.00	0.0%
(c) TOTAL, SOURCES			0.00	0.00	0.00	0.00	0.00	0.0%
USES								
Transfers of Funds from Lapsed/Reorganized LEAs		7651	0.00	0.00	0.00	0.00	0.00	0.0%
(d) TOTAL, USES			0.00	0.00	0.00	0.00	0.00	0.0%
CONTRIBUTIONS								
Contributions from Unrestricted Revenues		8980	0.00	0.00	0.00	0.00	0.00	0.0%
Contributions from Restricted Revenues		8990	0.00	0.00	0.00	0.00	0.00	0.0%
(e) TOTAL, CONTRIBUTIONS			0.00	0.00	0.00	0.00	0.00	0.0%
TOTAL, OTHER FINANCING SOURCES/USES (a - b + c - d + e)			0.00	0.00	0.00	0.00		

Description	Resource Codes	Object Codes	Original Budget (A)	Board Approved Operating Budget (B)	Actuals To Date (C)	Projected Year Totals (D)	Difference (Col B & D) (E)	% Diff Column B & D (F)
A. REVENUES								
1) LCFF Sources		8010-8099	0.00	0.00	0.00	0.00	0.00	0.0%
2) Federal Revenue		8100-8299	0.00	0.00	0.00	0.00	0.00	0.0%
3) Other State Revenue		8300-8599	0.00	0.00	0.00	0.00	0.00	0.0%
4) Other Local Revenue		8600-8799	25.00	50.00	28.02	50.00	0.00	0.0%
5) TOTAL, REVENUES			25.00	50.00	28.02	50.00		
B. EXPENDITURES								
1) Certificated Salaries		1000-1999	0.00	0.00	0.00	0.00	0.00	0.0%
2) Classified Salaries		2000-2999	0.00	0.00	0.00	0.00	0.00	0.0%
3) Employee Benefits		3000-3999	0.00	0.00	0.00	0.00	0.00	0.0%
4) Books and Supplies		4000-4999	0.00	0.00	0.00	0.00	0.00	0.0%
5) Services and Other Operating Expenditures		5000-5999	0.00	0.00	0.00	0.00	0.00	0.0%
6) Capital Outlay		6000-6999	0.00	0.00	0.00	0.00	0.00	0.0%
7) Other Outgo (excluding Transfers of Indirect Costs)		7100-7299, 7400-7499	0.00	0.00	0.00	0.00	0.00	0.0%
8) Other Outgo - Transfers of Indirect Costs		7300-7399	0.00	0.00	0.00	0.00	0.00	0.0%
9) TOTAL, EXPENDITURES			0.00	0.00	0.00	0.00		
C. EXCESS (DEFICIENCY) OF REVENUES OVER EXPENDITURES BEFORE OTHER FINANCING SOURCES AND USES (A5 - B9)			25.00	50.00	28.02	50.00		
D. OTHER FINANCING SOURCES/USES								
1) Interfund Transfers a) Transfers In		8900-8929	0.00	0.00	0.00	0.00	0.00	0.0%
b) Transfers Out		7600-7629	0.00	0.00	0.00	0.00	0.00	0.0%
2) Other Sources/Uses a) Sources		8930-8979	0.00	0.00	0.00	0.00	0.00	0.0%
b) Uses		7630-7699	0.00	0.00	0.00	0.00	0.00	0.0%
3) Contributions		8980-8999	0.00	0.00	0.00	0.00	0.00	0.0%
4) TOTAL, OTHER FINANCING SOURCES/USES			0.00	0.00	0.00	0.00		

Description	Resource Codes	Object Codes	Original Budget (A)	Board Approved Operating Budget (B)	Actuals To Date (C)	Projected Year Totals (D)	Difference (Col B & D) (E)	% Diff Column B & D (F)
E. NET INCREASE (DECREASE) IN FUND BALANCE (C + D4)			25.00	50.00	28.02	50.00		
F. FUND BALANCE, RESERVES								
1) Beginning Fund Balance								
a) As of July 1 - Unaudited		9791	2,800.97	2,800.97		2,800.97	0.00	0.0%
b) Audit Adjustments		9793	0.00	0.00		0.00	0.00	0.0%
c) As of July 1 - Audited (F1a + F1b)			2,800.97	2,800.97		2,800.97		
d) Other Restatements		9795	0.00	0.00		0.00	0.00	0.0%
e) Adjusted Beginning Balance (F1c + F1d)			2,800.97	2,800.97		2,800.97		
2) Ending Balance, June 30 (E + F1e)			2,825.97	2,850.97		2,850.97		
Components of Ending Fund Balance								
a) Nonspendable								
Revolving Cash		9711	0.00	0.00		0.00		
Stores		9712	0.00	0.00		0.00		
Prepaid Items		9713	0.00	0.00		0.00		
All Others		9719	0.00	0.00		0.00		
b) Legally Restricted Balance		9740	0.00	0.00		0.00		
c) Committed								
Stabilization Arrangements		9750	0.00	0.00		0.00		
Other Commitments		9760	0.00	0.00		0.00		
d) Assigned								
Other Assignments		9780	2,825.97	2,850.97		2,850.97		
RESERVE FOR OHS FARM	0000	9780	2,825.97					
RESERVE FOR OHS FARM	0000	9780		2,850.97				
RESERVE FOR OHS FARM	0000	9780				2,850.97		
e) Unassigned/Unappropriated								
Reserve for Economic Uncertainties		9789	0.00	0.00		0.00		
Unassigned/Unappropriated Amount		9790	0.00	0.00		0.00		

Description	Resource Codes	Object Codes	Original Budget (A)	Board Approved Operating Budget (B)	Actuals To Date (C)	Projected Year Totals (D)	Difference (Col B & D) (E)	% Diff Column B & D (F)
FEDERAL REVENUE								
FEMA		8281	0.00	0.00	0.00	0.00	0.00	0.0%
All Other Federal Revenue		8290	0.00	0.00	0.00	0.00	0.00	0.0%
TOTAL, FEDERAL REVENUE			0.00	0.00	0.00	0.00	0.00	0.0%
OTHER STATE REVENUE								
Pass-Through Revenues from State Sources		8587	0.00	0.00	0.00	0.00	0.00	0.0%
California Clean Energy Jobs Act	6230	8590	0.00	0.00	0.00	0.00	0.00	0.0%
All Other State Revenue	All Other	8590	0.00	0.00	0.00	0.00	0.00	0.0%
TOTAL, OTHER STATE REVENUE			0.00	0.00	0.00	0.00	0.00	0.0%
OTHER LOCAL REVENUE								
Other Local Revenue								
Community Redevelopment Funds Not Subject to LCFF Deduction		8625	0.00	0.00	0.00	0.00	0.00	0.0%
Sales Sale of Equipment/Supplies		8631	0.00	0.00	0.00	0.00	0.00	0.0%
Leases and Rentals		8650	0.00	0.00	0.00	0.00	0.00	0.0%
Interest		8660	25.00	50.00	28.02	50.00	0.00	0.0%
Net Increase (Decrease) in the Fair Value of Investments		8662	0.00	0.00	0.00	0.00	0.00	0.0%
Other Local Revenue								
All Other Local Revenue		8699	0.00	0.00	0.00	0.00	0.00	0.0%
All Other Transfers In from All Others		8799	0.00	0.00	0.00	0.00	0.00	0.0%
TOTAL, OTHER LOCAL REVENUE			25.00	50.00	28.02	50.00	0.00	0.0%
TOTAL, REVENUES			25.00	50.00	28.02	50.00		

Description	Resource Codes	Object Codes	Original Budget (A)	Board Approved Operating Budget (B)	Actuals To Date (C)	Projected Year Totals (D)	Difference (Col B & D) (E)	% Diff Column B & D (F)
CLASSIFIED SALARIES								
Classified Support Salaries		2200	0.00	0.00	0.00	0.00	0.00	0.0%
Classified Supervisors' and Administrators' Salaries		2300	0.00	0.00	0.00	0.00	0.00	0.0%
Clerical, Technical and Office Salaries		2400	0.00	0.00	0.00	0.00	0.00	0.0%
Other Classified Salaries		2900	0.00	0.00	0.00	0.00	0.00	0.0%
TOTAL, CLASSIFIED SALARIES			0.00	0.00	0.00	0.00	0.00	0.0%
EMPLOYEE BENEFITS								
STRS		3101-3102	0.00	0.00	0.00	0.00	0.00	0.0%
PERS		3201-3202	0.00	0.00	0.00	0.00	0.00	0.0%
OASDI/Medicare/Alternative		3301-3302	0.00	0.00	0.00	0.00	0.00	0.0%
Health and Welfare Benefits		3401-3402	0.00	0.00	0.00	0.00	0.00	0.0%
Unemployment Insurance		3501-3502	0.00	0.00	0.00	0.00	0.00	0.0%
Workers' Compensation		3601-3602	0.00	0.00	0.00	0.00	0.00	0.0%
OPEB, Allocated		3701-3702	0.00	0.00	0.00	0.00	0.00	0.0%
OPEB, Active Employees		3751-3752	0.00	0.00	0.00	0.00	0.00	0.0%
Other Employee Benefits		3901-3902	0.00	0.00	0.00	0.00	0.00	0.0%
TOTAL, EMPLOYEE BENEFITS			0.00	0.00	0.00	0.00	0.00	0.0%
BOOKS AND SUPPLIES								
Books and Other Reference Materials		4200	0.00	0.00	0.00	0.00	0.00	0.0%
Materials and Supplies		4300	0.00	0.00	0.00	0.00	0.00	0.0%
Noncapitalized Equipment		4400	0.00	0.00	0.00	0.00	0.00	0.0%
TOTAL, BOOKS AND SUPPLIES			0.00	0.00	0.00	0.00	0.00	0.0%
SERVICES AND OTHER OPERATING EXPENDITURES								
Subagreements for Services		5100	0.00	0.00	0.00	0.00	0.00	0.0%
Travel and Conferences		5200	0.00	0.00	0.00	0.00	0.00	0.0%
Insurance		5400-5450	0.00	0.00	0.00	0.00	0.00	0.0%
Operations and Housekeeping Services		5500	0.00	0.00	0.00	0.00	0.00	0.0%
Rentals, Leases, Repairs, and Noncapitalized Improvements		5600	0.00	0.00	0.00	0.00	0.00	0.0%
Transfers of Direct Costs		5710	0.00	0.00	0.00	0.00	0.00	0.0%
Transfers of Direct Costs - Interfund		5750	0.00	0.00	0.00	0.00	0.00	0.0%
Professional/Consulting Services and Operating Expenditures		5800	0.00	0.00	0.00	0.00	0.00	0.0%
Communications		5900	0.00	0.00	0.00	0.00	0.00	0.0%
TOTAL, SERVICES AND OTHER OPERATING EXPENDITURES			0.00	0.00	0.00	0.00	0.00	0.0%

Description	Resource Codes	Object Codes	Original Budget (A)	Board Approved Operating Budget (B)	Actuals To Date (C)	Projected Year Totals (D)	Difference (Col B & D) (E)	% Diff Column B & D (F)
CAPITAL OUTLAY								
Land		6100	0.00	0.00	0.00	0.00	0.00	0.0%
Land Improvements		6170	0.00	0.00	0.00	0.00	0.00	0.0%
Buildings and Improvements of Buildings		6200	0.00	0.00	0.00	0.00	0.00	0.0%
Books and Media for New School Libraries or Major Expansion of School Libraries		6300	0.00	0.00	0.00	0.00	0.00	0.0%
Equipment		6400	0.00	0.00	0.00	0.00	0.00	0.0%
Equipment Replacement		6500	0.00	0.00	0.00	0.00	0.00	0.0%
TOTAL, CAPITAL OUTLAY			0.00	0.00	0.00	0.00	0.00	0.0%
OTHER OUTGO (excluding Transfers of Indirect Costs)								
Other Transfers Out								
Transfers of Pass-Through Revenues To Districts or Charter Schools		7211	0.00	0.00	0.00	0.00	0.00	0.0%
To County Offices		7212	0.00	0.00	0.00	0.00	0.00	0.0%
To JPAs		7213	0.00	0.00	0.00	0.00	0.00	0.0%
All Other Transfers Out to All Others		7299	0.00	0.00	0.00	0.00	0.00	0.0%
Debt Service								
Debt Service - Interest		7438	0.00	0.00	0.00	0.00	0.00	0.0%
Other Debt Service - Principal		7439	0.00	0.00	0.00	0.00	0.00	0.0%
TOTAL, OTHER OUTGO (excluding Transfers of Indirect Costs)			0.00	0.00	0.00	0.00	0.00	0.0%
TOTAL, EXPENDITURES			0.00	0.00	0.00	0.00		

Description	Resource Codes	Object Codes	Original Budget (A)	Board Approved Operating Budget (B)	Actuals To Date (C)	Projected Year Totals (D)	Difference (Col B & D) (E)	% Diff Column B & D (F)
INTERFUND TRANSFERS								
INTERFUND TRANSFERS IN								
From: General Fund/CSSF		8912	0.00	0.00	0.00	0.00	0.00	0.0%
Other Authorized Interfund Transfers In		8919	0.00	0.00	0.00	0.00	0.00	0.0%
(a) TOTAL, INTERFUND TRANSFERS IN			0.00	0.00	0.00	0.00	0.00	0.0%
INTERFUND TRANSFERS OUT								
To: General Fund/CSSF		7612	0.00	0.00	0.00	0.00	0.00	0.0%
To: State School Building Fund/ County School Facilities Fund		7613	0.00	0.00	0.00	0.00	0.00	0.0%
Other Authorized Interfund Transfers Out		7619	0.00	0.00	0.00	0.00	0.00	0.0%
(b) TOTAL, INTERFUND TRANSFERS OUT			0.00	0.00	0.00	0.00	0.00	0.0%
OTHER SOURCES/USES								
SOURCES								
Proceeds								
Proceeds from Sale/Lease-Purchase of Land/Buildings		8953	0.00	0.00	0.00	0.00	0.00	0.0%
Other Sources								
Transfers from Funds of Lapsed/Reorganized LEAs		8965	0.00	0.00	0.00	0.00	0.00	0.0%
Long-Term Debt Proceeds								
Proceeds from Certificates of Participation		8971	0.00	0.00	0.00	0.00	0.00	0.0%
Proceeds from Capital Leases		8972	0.00	0.00	0.00	0.00	0.00	0.0%
Proceeds from Lease Revenue Bonds		8973	0.00	0.00	0.00	0.00	0.00	0.0%
All Other Financing Sources		8979	0.00	0.00	0.00	0.00	0.00	0.0%
(c) TOTAL, SOURCES			0.00	0.00	0.00	0.00	0.00	0.0%
USES								
Transfers of Funds from Lapsed/Reorganized LEAs		7651	0.00	0.00	0.00	0.00	0.00	0.0%
All Other Financing Uses		7699	0.00	0.00	0.00	0.00	0.00	0.0%
(d) TOTAL, USES			0.00	0.00	0.00	0.00	0.00	0.0%
CONTRIBUTIONS								
Contributions from Unrestricted Revenues		8980	0.00	0.00	0.00	0.00	0.00	0.0%
Contributions from Restricted Revenues		8990	0.00	0.00	0.00	0.00	0.00	0.0%
(e) TOTAL, CONTRIBUTIONS			0.00	0.00	0.00	0.00	0.00	0.0%
TOTAL, OTHER FINANCING SOURCES/USES (a - b + c - d + e)			0.00	0.00	0.00	0.00		

Description	Resource Codes	Object Codes	Original Budget (A)	Board Approved Operating Budget (B)	Actuals To Date (C)	Projected Year Totals (D)	Difference (Col B & D) (E)	% Diff Column B & D (F)
A. REVENUES								
1) LCFF Sources		8010-8099	0.00	0.00	0.00	0.00	0.00	0.0%
2) Federal Revenue		8100-8299	0.00	0.00	0.00	0.00	0.00	0.0%
3) Other State Revenue		8300-8599	0.00	0.00	0.00	0.00	0.00	0.0%
4) Other Local Revenue		8600-8799	0.00	0.00	0.00	0.00	0.00	0.0%
5) TOTAL, REVENUES			0.00	0.00	0.00	0.00		
B. EXPENDITURES								
1) Certificated Salaries		1000-1999	0.00	0.00	0.00	0.00	0.00	0.0%
2) Classified Salaries		2000-2999	0.00	0.00	0.00	0.00	0.00	0.0%
3) Employee Benefits		3000-3999	0.00	0.00	0.00	0.00	0.00	0.0%
4) Books and Supplies		4000-4999	0.00	0.00	0.00	0.00	0.00	0.0%
5) Services and Other Operating Expenditures		5000-5999	0.00	0.00	0.00	0.00	0.00	0.0%
6) Capital Outlay		6000-6999	0.00	0.00	0.00	0.00	0.00	0.0%
7) Other Outgo (excluding Transfers of Indirect Costs)		7100-7299, 7400-7499	0.00	0.00	0.00	0.00	0.00	0.0%
8) Other Outgo - Transfers of Indirect Costs		7300-7399	0.00	0.00	0.00	0.00	0.00	0.0%
9) TOTAL, EXPENDITURES			0.00	0.00	0.00	0.00		
C. EXCESS (DEFICIENCY) OF REVENUES OVER EXPENDITURES BEFORE OTHER FINANCING SOURCES AND USES (A5 - B9)			0.00	0.00	0.00	0.00		
D. OTHER FINANCING SOURCES/USES								
1) Interfund Transfers a) Transfers In		8900-8929	0.00	0.00	0.00	0.00	0.00	0.0%
b) Transfers Out		7600-7629	0.00	0.00	0.00	0.00	0.00	0.0%
2) Other Sources/Uses a) Sources		8930-8979	0.00	0.00	0.00	0.00	0.00	0.0%
b) Uses		7630-7699	0.00	0.00	0.00	0.00	0.00	0.0%
3) Contributions		8980-8999	0.00	0.00	0.00	0.00	0.00	0.0%
4) TOTAL, OTHER FINANCING SOURCES/USES			0.00	0.00	0.00	0.00		

Description	Resource Codes	Object Codes	Original Budget (A)	Board Approved Operating Budget (B)	Actuals To Date (C)	Projected Year Totals (D)	Difference (Col B & D) (E)	% Diff Column B & D (F)
E. NET INCREASE (DECREASE) IN FUND BALANCE (C + D4)			0.00	0.00	0.00	0.00		
F. FUND BALANCE, RESERVES								
1) Beginning Fund Balance								
a) As of July 1 - Unaudited		9791	2,800,161.37	2,800,161.37		2,800,161.37	0.00	0.0%
b) Audit Adjustments		9793	0.00	0.00		0.00	0.00	0.0%
c) As of July 1 - Audited (F1a + F1b)			2,800,161.37	2,800,161.37		2,800,161.37		
d) Other Restatements		9795	0.00	0.00		0.00	0.00	0.0%
e) Adjusted Beginning Balance (F1c + F1d)			2,800,161.37	2,800,161.37		2,800,161.37		
2) Ending Balance, June 30 (E + F1e)			2,800,161.37	2,800,161.37		2,800,161.37		
Components of Ending Fund Balance								
a) Nonspendable								
Revolving Cash		9711	0.00	0.00		0.00		
Stores		9712	0.00	0.00		0.00		
Prepaid Items		9713	0.00	0.00		0.00		
All Others		9719	0.00	0.00		0.00		
b) Legally Restricted Balance		9740	0.00	0.00		0.00		
c) Committed								
Stabilization Arrangements		9750	0.00	0.00		0.00		
Other Commitments		9760	2,800,161.37	2,800,161.37		2,800,161.37		
BOND INTEREST AND REDEMPTION	0000	9760	*2,800,161.37*					
BOND INTEREST AND REDEMPTION	0000	9760		*2,800,161.37*				
BOND INTEREST AND REDEMPTION	0000	9760				*2,800,161.37*		
d) Assigned								
Other Assignments		9780	0.00	0.00		0.00		
e) Unassigned/Unappropriated								
Reserve for Economic Uncertainties		9789	0.00	0.00		0.00		
Unassigned/Unappropriated Amount		9790	0.00	0.00		0.00		

Description	Resource Codes	Object Codes	Original Budget (A)	Board Approved Operating Budget (B)	Actuals To Date (C)	Projected Year Totals (D)	Difference (Col B & D) (E)	% Diff Column B & D (F)
FEDERAL REVENUE								
All Other Federal Revenue		8290	0.00	0.00	0.00	0.00	0.00	0.0%
TOTAL, FEDERAL REVENUE			0.00	0.00	0.00	0.00	0.00	0.0%
OTHER STATE REVENUE								
Tax Relief Subventions Voted Indebtedness Levies								
Homeowners' Exemptions		8571	0.00	0.00	0.00	0.00	0.00	0.0%
Other Subventions/In-Lieu Taxes		8572	0.00	0.00	0.00	0.00	0.00	0.0%
TOTAL, OTHER STATE REVENUE			0.00	0.00	0.00	0.00	0.00	0.0%
OTHER LOCAL REVENUE								
County and District Taxes Voted Indebtedness Levies								
Secured Roll		8611	0.00	0.00	0.00	0.00	0.00	0.0%
Unsecured Roll		8612	0.00	0.00	0.00	0.00	0.00	0.0%
Prior Years' Taxes		8613	0.00	0.00	0.00	0.00	0.00	0.0%
Supplemental Taxes		8614	0.00	0.00	0.00	0.00	0.00	0.0%
Penalties and Interest from Delinquent Non-LCFF Taxes		8629	0.00	0.00	0.00	0.00	0.00	0.0%
Interest		8660	0.00	0.00	0.00	0.00	0.00	0.0%
Net Increase (Decrease) in the Fair Value of Investments		8662	0.00	0.00	0.00	0.00	0.00	0.0%
Other Local Revenue								
All Other Local Revenue		8699	0.00	0.00	0.00	0.00	0.00	0.0%
All Other Transfers In from All Others		8799	0.00	0.00	0.00	0.00	0.00	0.0%
TOTAL, OTHER LOCAL REVENUE			0.00	0.00	0.00	0.00	0.00	0.0%
TOTAL, REVENUES			0.00	0.00	0.00	0.00		
OTHER OUTGO (excluding Transfers of Indirect Costs)								
Debt Service								
Bond Redemptions		7433	0.00	0.00	0.00	0.00	0.00	0.0%
Bond Interest and Other Service Charges		7434	0.00	0.00	0.00	0.00	0.00	0.0%
Debt Service - Interest		7438	0.00	0.00	0.00	0.00	0.00	0.0%
Other Debt Service - Principal		7439	0.00	0.00	0.00	0.00	0.00	0.0%
TOTAL, OTHER OUTGO (excluding Transfers of Indirect Costs)			0.00	0.00	0.00	0.00	0.00	0.0%
TOTAL, EXPENDITURES			0.00	0.00	0.00	0.00		

Description	Resource Codes	Object Codes	Original Budget (A)	Board Approved Operating Budget (B)	Actuals To Date (C)	Projected Year Totals (D)	Difference (Col B & D) (E)	% Diff Column B & D (F)
INTERFUND TRANSFERS								
INTERFUND TRANSFERS IN								
Other Authorized Interfund Transfers In		8919	0.00	0.00	0.00	0.00	0.00	0.0%
(a) TOTAL, INTERFUND TRANSFERS IN			0.00	0.00	0.00	0.00	0.00	0.0%
INTERFUND TRANSFERS OUT								
To: General Fund		7614	0.00	0.00	0.00	0.00	0.00	0.0%
Other Authorized Interfund Transfers Out		7619	0.00	0.00	0.00	0.00	0.00	0.0%
(b) TOTAL, INTERFUND TRANSFERS OUT			0.00	0.00	0.00	0.00	0.00	0.0%
OTHER SOURCES/USES								
SOURCES								
Other Sources								
Transfers from Funds of Lapsed/Reorganized LEAs		8965	0.00	0.00	0.00	0.00	0.00	0.0%
All Other Financing Sources		8979	0.00	0.00	0.00	0.00	0.00	0.0%
(c) TOTAL, SOURCES			0.00	0.00	0.00	0.00	0.00	0.0%
USES								
Transfers of Funds from Lapsed/Reorganized LEAs		7651	0.00	0.00	0.00	0.00	0.00	0.0%
All Other Financing Uses		7699	0.00	0.00	0.00	0.00	0.00	0.0%
(d) TOTAL, USES			0.00	0.00	0.00	0.00	0.00	0.0%
CONTRIBUTIONS								
Contributions from Unrestricted Revenues		8980	0.00	0.00	0.00	0.00	0.00	0.0%
Contributions from Restricted Revenues		8990	0.00	0.00	0.00	0.00	0.00	0.0%
(e) TOTAL, CONTRIBUTIONS			0.00	0.00	0.00	0.00	0.00	0.0%
TOTAL, OTHER FINANCING SOURCES/USES (a - b + c - d + e)			0.00	0.00	0.00	0.00		

Description	Resource Codes	Object Codes	Original Budget (A)	Board Approved Operating Budget (B)	Actuals To Date (C)	Projected Year Totals (D)	Difference (Col B & D) (E)	% Diff Column B & D (F)
A. REVENUES								
1) LCFF Sources		8010-8099	0.00	0.00	0.00	0.00	0.00	0.0%
2) Federal Revenue		8100-8299	0.00	0.00	0.00	0.00	0.00	0.0%
3) Other State Revenue		8300-8599	0.00	0.00	0.00	0.00	0.00	0.0%
4) Other Local Revenue		8600-8799	22,740.00	24,790.00	17,023.11	24,790.00	0.00	0.0%
5) TOTAL, REVENUES			22,740.00	24,790.00	17,023.11	24,790.00		
B. EXPENSES								
1) Certificated Salaries		1000-1999	0.00	0.00	0.00	0.00	0.00	0.0%
2) Classified Salaries		2000-2999	0.00	0.00	0.00	0.00	0.00	0.0%
3) Employee Benefits		3000-3999	0.00	0.00	0.00	0.00	0.00	0.0%
4) Books and Supplies		4000-4999	15,059.00	31,722.00	10,552.47	31,722.00	0.00	0.0%
5) Services and Other Operating Expenses		5000-5999	9,464.00	11,376.00	6,016.76	11,376.00	0.00	0.0%
6) Depreciation		6000-6999	0.00	0.00	0.00	0.00	0.00	0.0%
7) Other Outgo (excluding Transfers of Indirect Costs)		7100-7299, 7400-7499	0.00	0.00	0.00	0.00	0.00	0.0%
8) Other Outgo - Transfers of Indirect Costs		7300-7399	0.00	0.00	0.00	0.00	0.00	0.0%
9) TOTAL, EXPENSES			24,523.00	43,098.00	16,569.23	43,098.00		
C. EXCESS (DEFICIENCY) OF REVENUES OVER EXPENSES BEFORE OTHER FINANCING SOURCES AND USES (A5 - B9)			(1,783.00)	(18,308.00)	453.88	(18,308.00)		
D. OTHER FINANCING SOURCES/USES								
1) Interfund Transfers a) Transfers In		8900-8929	0.00	0.00	0.00	0.00	0.00	0.0%
b) Transfers Out		7600-7629	0.00	0.00	0.00	0.00	0.00	0.0%
2) Other Sources/Uses a) Sources		8930-8979	0.00	0.00	0.00	0.00	0.00	0.0%
b) Uses		7630-7699	0.00	0.00	0.00	0.00	0.00	0.0%
3) Contributions		8980-8999	0.00	0.00	0.00	0.00	0.00	0.0%
4) TOTAL, OTHER FINANCING SOURCES/USES			0.00	0.00	0.00	0.00		

Description	Resource Codes	Object Codes	Original Budget (A)	Board Approved Operating Budget (B)	Actuals To Date (C)	Projected Year Totals (D)	Difference (Col B & D) (E)	% Diff Column B & D (F)
E. NET INCREASE (DECREASE) IN NET POSITION (C + D4)			(1,783.00)	(18,308.00)	453.88	(18,308.00)		
F. NET POSITION								
1) Beginning Net Position								
a) As of July 1 - Unaudited		9791	54,830.21	54,830.21		54,830.21	0.00	0.0%
b) Audit Adjustments		9793	0.00	0.00		0.00	0.00	0.0%
c) As of July 1 - Audited (F1a + F1b)			54,830.21	54,830.21		54,830.21		
d) Other Restatements		9795	0.00	0.00		0.00	0.00	0.0%
e) Adjusted Beginning Net Position (F1c + F1d)			54,830.21	54,830.21		54,830.21		
2) Ending Net Position, June 30 (E + F1e)			53,047.21	36,522.21		36,522.21		
Components of Ending Net Position								
a) Net Investment in Capital Assets		9796	0.00	0.00		0.00		
b) Restricted Net Position		9797	0.00	0.00		0.00		
c) Unrestricted Net Position		9790	53,047.21	36,522.21		36,522.21		

Description	Resource Codes	Object Codes	Original Budget (A)	Board Approved Operating Budget (B)	Actuals To Date (C)	Projected Year Totals (D)	Difference (Col B & D) (E)	% Diff Column B & D (F)
OTHER STATE REVENUE								
STRS On-Behalf Pension Contributions	7690	8590	0.00	0.00	0.00	0.00	0.00	0.0%
All Other State Revenue	All Other	8590	0.00	0.00	0.00	0.00	0.00	0.0%
TOTAL, OTHER STATE REVENUE			0.00	0.00	0.00	0.00	0.00	0.0%
OTHER LOCAL REVENUE								
Sales								
Sale of Equipment/Supplies		8631	0.00	0.00	0.00	0.00	0.00	0.0%
Interest		8660	550.00	600.00	593.11	600.00	0.00	0.0%
Net Increase (Decrease) in the Fair Value of Investments		8662	0.00	0.00	0.00	0.00	0.00	0.0%
Other Local Revenue								
All Other Local Revenue		8699	22,190.00	24,190.00	16,430.00	24,190.00	0.00	0.0%
TOTAL, OTHER LOCAL REVENUE			22,740.00	24,790.00	17,023.11	24,790.00	0.00	0.0%
TOTAL, REVENUES			22,740.00	24,790.00	17,023.11	24,790.00		

Description	Resource Codes	Object Codes	Original Budget (A)	Board Approved Operating Budget (B)	Actuals To Date (C)	Projected Year Totals (D)	Difference (Col B & D) (E)	% Diff Column B & D (F)
CERTIFICATED SALARIES								
Certificated Teachers' Salaries		1100	0.00	0.00	0.00	0.00	0.00	0.0%
Certificated Pupil Support Salaries		1200	0.00	0.00	0.00	0.00	0.00	0.0%
Certificated Supervisors' and Administrators' Salaries		1300	0.00	0.00	0.00	0.00	0.00	0.0%
Other Certificated Salaries		1900	0.00	0.00	0.00	0.00	0.00	0.0%
TOTAL, CERTIFICATED SALARIES			0.00	0.00	0.00	0.00	0.00	0.0%
CLASSIFIED SALARIES								
Classified Instructional Salaries		2100	0.00	0.00	0.00	0.00	0.00	0.0%
Classified Support Salaries		2200	0.00	0.00	0.00	0.00	0.00	0.0%
Classified Supervisors' and Administrators' Salaries		2300	0.00	0.00	0.00	0.00	0.00	0.0%
Clerical, Technical and Office Salaries		2400	0.00	0.00	0.00	0.00	0.00	0.0%
Other Classified Salaries		2900	0.00	0.00	0.00	0.00	0.00	0.0%
TOTAL, CLASSIFIED SALARIES			0.00	0.00	0.00	0.00	0.00	0.0%
EMPLOYEE BENEFITS								
STRS		3101-3102	0.00	0.00	0.00	0.00	0.00	0.0%
PERS		3201-3202	0.00	0.00	0.00	0.00	0.00	0.0%
OASDI/Medicare/Alternative		3301-3302	0.00	0.00	0.00	0.00	0.00	0.0%
Health and Welfare Benefits		3401-3402	0.00	0.00	0.00	0.00	0.00	0.0%
Unemployment Insurance		3501-3502	0.00	0.00	0.00	0.00	0.00	0.0%
Workers' Compensation		3601-3602	0.00	0.00	0.00	0.00	0.00	0.0%
OPEB, Allocated		3701-3702	0.00	0.00	0.00	0.00	0.00	0.0%
OPEB, Active Employees		3751-3752	0.00	0.00	0.00	0.00	0.00	0.0%
Other Employee Benefits		3901-3902	0.00	0.00	0.00	0.00	0.00	0.0%
TOTAL, EMPLOYEE BENEFITS			0.00	0.00	0.00	0.00	0.00	0.0%
BOOKS AND SUPPLIES								
Approved Textbooks and Core Curricula Materials		4100	0.00	0.00	0.00	0.00	0.00	0.0%
Books and Other Reference Materials		4200	0.00	0.00	0.00	0.00	0.00	0.0%
Materials and Supplies		4300	11,846.00	25,939.00	7,983.02	25,939.00	0.00	0.0%
Noncapitalized Equipment		4400	3,213.00	5,783.00	2,569.45	5,783.00	0.00	0.0%
Food		4700	0.00	0.00	0.00	0.00	0.00	0.0%
TOTAL, BOOKS AND SUPPLIES			15,059.00	31,722.00	10,552.47	31,722.00	0.00	0.0%
SERVICES AND OTHER OPERATING EXPENSES								
Subagreements for Services		5100	0.00	0.00	0.00	0.00	0.00	0.0%
Travel and Conferences		5200	0.00	0.00	0.00	0.00	0.00	0.0%
Dues and Memberships		5300	0.00	0.00	0.00	0.00	0.00	0.0%
Insurance		5400-5450	0.00	0.00	0.00	0.00	0.00	0.0%
Operations and Housekeeping Services		5500	0.00	0.00	0.00	0.00	0.00	0.0%
Rentals, Leases, Repairs, and Noncapitalized Improvements		5600	0.00	0.00	0.00	0.00	0.00	0.0%
Transfers of Direct Costs		5710	0.00	0.00	0.00	0.00	0.00	0.0%
Transfers of Direct Costs - Interfund		5750	0.00	0.00	0.00	0.00	0.00	0.0%
Professional/Consulting Services and Operating Expenditures		5800	9,464.00	11,376.00	6,016.76	11,376.00	0.00	0.0%
Communications		5900	0.00	0.00	0.00	0.00	0.00	0.0%
TOTAL, SERVICES AND OTHER OPERATING EXPENSES			9,464.00	11,376.00	6,016.76	11,376.00	0.00	0.0%

Description	Resource Codes	Object Codes	Original Budget (A)	Board Approved Operating Budget (B)	Actuals To Date (C)	Projected Year Totals (D)	Difference (Col B & D) (E)	% Diff Column B & D (F)
DEPRECIATION								
Depreciation Expense		6900	0.00	0.00	0.00	0.00	0.00	0.0%
TOTAL, DEPRECIATION			0.00	0.00	0.00	0.00	0.00	0.0%
OTHER OUTGO (excluding Transfers of Indirect Costs)								
All Other Transfers Out to All Others		7299	0.00	0.00	0.00	0.00	0.00	0.0%
TOTAL, OTHER OUTGO (excluding Transfers of Indirect Costs)			0.00	0.00	0.00	0.00	0.00	0.0%
TOTAL, EXPENSES			24,523.00	43,098.00	16,569.23	43,098.00		
INTERFUND TRANSFERS								
INTERFUND TRANSFERS IN								
Other Authorized Interfund Transfers In		8919	0.00	0.00	0.00	0.00	0.00	0.0%
(a) TOTAL, INTERFUND TRANSFERS IN			0.00	0.00	0.00	0.00	0.00	0.0%
OTHER SOURCES/USES								
SOURCES								
Other Sources								
Transfers from Funds of Lapsed/Reorganized LEAs		8965	0.00	0.00	0.00	0.00	0.00	0.0%
All Other Financing Sources		8979	0.00	0.00	0.00	0.00	0.00	0.0%
(c) TOTAL, SOURCES			0.00	0.00	0.00	0.00	0.00	0.0%
USES								
Transfers of Funds from Lapsed/Reorganized LEAs		7651	0.00	0.00	0.00	0.00	0.00	0.0%
All Other Financing Uses		7699	0.00	0.00	0.00	0.00	0.00	0.0%
(d) TOTAL, USES			0.00	0.00	0.00	0.00	0.00	0.0%
CONTRIBUTIONS								
Contributions from Unrestricted Revenues		8980	0.00	0.00	0.00	0.00	0.00	0.0%
Contributions from Restricted Revenues		8990	0.00	0.00	0.00	0.00	0.00	0.0%
(e) TOTAL, CONTRIBUTIONS			0.00	0.00	0.00	0.00	0.00	0.0%
TOTAL, OTHER FINANCING SOURCES/USES (a + c - d + e)			0.00	0.00	0.00	0.00		

NEWMAN-CROWS LANDING
UNIFIED SCHOOL DISTRICT
1223 Main Street, Newman, California 95360 • PH 209/862-2933 • FX 209/862-0113 • www.nclusd.org

NEWMAN CROWS LANDING UNIFIED SCHOOL DISTRICT

YEAR 22 – CATEGORY 2

DISTRICT WIRELESS NETWORK UPGRADE

RFP NO. 18-19-002

470 # 190009458

ADDENDUM # 1

Date: 12/28/2018

Q: Could you please let me know how many references bidders should provide, and if there are any criteria for those references?
A: No specification or criteria, it is up to the vendor.

Q: Could you confirm the SKU for the Qty 24 SFP-GB-GE-T? Our Cisco team did not see that listed as a Cisco SKU#, but offered the SFP with equivalent specs, which is GLC-TE-=.
A: That is correct, the GLC-TE-= is the Cisco part number. The part number noted within the RFP is a generic part # equal to the GLC-TE-=.

Q: In order for an accurate shipping/freight estimate, could you confirm if the school has a loading dock?
A: 890 Main Street has a loading area.

NEWMAN CROWS LANDING UNIFIED SCHOOL DISTRICT

1223 MAIN STREET
NEWMAN, CA 95360
BID NUMBER 18-19-002

NCLUSD
Newman-Crows Landing

E-RATE 2019-2020
YEAR 22 – CATEGORY 2
Bid Documents and General Conditions
The District will receive bids at:
Business Services
1223 MAIN STREET
NEWMAN, CA 95360

Until 2:00 P.M., local time on January 18, 2019.
Bids are late at 2:01 P.M. The District clock is the official time.
NOTE: Bids submitted to other locations are non-responsive.
The district will reject such offers.

FOR PUBLICATION TWO TIMES
Westside Index

Thursday, December 13, 2018
Thursday, December 20, 2018

NOTICE INVITING BIDS

NOTICE IS HEREBY GIVEN that the Newman Crows Landing Unified School District of Stanislaus County, California, acting by and through its Governing Board, hereinafter referred to as the District will receive up to, but not later than 2:00 p.m. January 18, 2019 at 1223 Main Street, Newman, CA 95360, sealed bids for the award of ERate contracts for the following:

E-RATE YEAR 22
6 SITE LOCATIONS
DISTRICT NETWORK ELECTRONICS UPGRADE
RFP NO. 18-19-002

All proposals shall be submitted separately and sealed in a package plainly marked with the appropriate title for each proposal. The Board reserves the right to reject any or all proposals and to waive informality in any proposals received. No vendor may withdraw his proposal for a period of Ninety (***90***) calendar days after the date set for the receipt of proposals.

Vendor must participate in the E-Rate Program and must provide a Service Provider Identification Number (SPIN) and Federal Registration Number (FCC-FRN) with the proposal.

NO INSTALLATION REQUIRED

PROCUREMENT TIMELINE	
RFP ISSUED:	DECEMBER 12, 2018
REQUESTS FOR INFORMATION DEADLINE	DECEMBER 31, 2018 BY 3:00PM PST
PROPOSALS DEADLINE: 2:00PM	JANUARY 18, 2019
PROJECT START DATE:	PENDING FUNDING APPROVAL
PROJECT END DATE:	9-30-20 +USAC APPROVED EXTENSIONS

E-RATE YEAR 22 (2019/2020)

Network Electronics Upgrade

RFP #18-19-002

For 6 School Sites

Bids Due on January 18, 2019 by 2:00pm

Service Provider Criteria and Contract Requirements

E-RATE SUPPLEMENTAL TERMS AND CONDITIONS

Signed copy to be returned with bid response.

The Telecommunications Act of 1996 established a fund by which Schools and Libraries across the Country could access discounts on eligible telecommunications products and services. The program is commonly known as the E-rate Program. The eligibility for discounts on internet access, telecommunications products and services, internal connection products, services and maintenance is determined by the Federal Communications Commission (FCC). Funding is made available upon application approval by the Schools and Libraries Division (SLD) of the Universal Service Administrative Company (USAC), which was established by the Act. The amount of discount is based on the numbers of students receiving free and reduced price meals.

1) **E-RATE CONTINGENCY**

The project herein is contingent upon the approval of funding from the Universal Service Fund's Schools and Libraries Program, otherwise known as E-rate. Even after award of contract(s) and/or E-rate funding approval is obtained, the District may or may not proceed with the project, in whole or in part. Execution of the project, in whole or in part, is solely at the discretion of the District.

2) **SERVICE PROVIDER REQUIREMENTS**

The District expects Service Providers to make themselves thoroughly familiar with any rules or regulations regarding the E-rate program.

a. Service Providers are required to be in full compliance with all current requirements and future requirements issued by the SLD throughout the contractual period of any contract entered into as a result of this RFP.

b. Service Providers are responsible for providing a valid SPIN (Service Provider Identification Number). More information about obtaining a SPIN may be found at this website: http://www.usac.org/sl/service-providers/step01/default.aspx

c. Service Providers are responsible for providing a valid Federal Communications Commission (FCC) Registration Number (FRN) at the time the bid is submitted. More information about obtaining an FRN may be found at this website: https://fjallfoss.fcc.gov/coresWeb/publicHome.do

d. Service Providers are responsible for providing evidence of FCC Green Light Status at the time the bid is submitted. Any potential bidder found to be in Red Light Status must provide an explanation of the steps it is undertaking to be removed to Red Light Status and the expected timeframe for resolution. A Service Provider's sustained Red Light Status may be grounds for contract termination as it could prohibit the Service Provider from providing E-rate discounts in a timely manner which would cause harm to the Applicant. More information about FCC Red and Green Light Status may be found at this website: http://www.fcc.gov/debt_collection/welcome.html

e. Products and services must be delivered before billing can commence. At no time may the Service Provider invoice before July 1, 2019.

f. Prices must be held firm for the duration of the associated E-rate Funding Year(s) or until all work associated with the project is complete (including any contract and USAC approved extensions).

g. Goods and services provided shall be clearly designated as "E-rate Eligible". Non-eligible goods and services shall be clearly called out as 100% non-eligible or shall be "cost allocated" to show the percentage of eligible costs per SLD guidelines.

h. Within one (1) week of award, the awarded Service Provider must provide the District a bill of materials using a completed USAC "Item 21 Template". Subsequent schedules of values and invoices for each site must match Item 21 Attachment or subsequent service substitutions.

i. In the event of questions during an E-rate pre-commitment review, post-commitment review and/or audit inquiry, the awarded Service Provider is expected to reply within 3 days to questions associated with its proposal.

j. The awarded Service Provider is required to send copies of all forms and invoices to the District prior to invoicing USAC for pre-approval. Failure to comply with this requirement may result in the District placing the vendor on an "Invoice Check" with the USAC https://www.usac.org/sl/applicants/step06/invoice-check.aspx

k. Services providers must comply with the FCC rules for Lowest Corresponding Price ("LCP"). Further details on LCP may be obtained at USAC's website: http://www.usac.org/sl/service-providers/step02/lowest-corresponding-price.aspx

3) SERVICE PROVIDER ACKNOWLEDGEMENTS

a. The Service Provider acknowledges that no change in the products and/or services specified in this document will be allowed without prior written approval from the district and a USAC service substitution approval with the exception of a Global Service Substitutions.

b. The Service Provider acknowledges that all pricing and technology infrastructure information in its bid shall be considered as public and non-confidential pursuant to §54.504 (2)(i)(ii).

c. The Service Provider acknowledges that its offer is considered to be the lowest corresponding price pursuant to § 54.511(b). Should it not be the lowest corresponding price, the service provider must disclose the conditions leading to the applicant being charged in excess of lowest corresponding price.

d. This offer is in full compliance with USAC's Free Services Advisory https://www.usac.org/sl/applicants/step01/free-services-advisory.aspx. There are no free services offered that would predicate an artificial discount and preclude the applicant from paying its proportionate non-discounted share of costs. The service provider agrees to provide substantiating documentation to support this assertion should the applicant, USAC, or the FCC request it.

4) STARTING SERVICES/ADVANCE INSTALLATION

The annual E-rate Funding Year begins on July 1 and expires on June 30 of each calendar year. Regardless of the contract "effective date", E-rate eligible goods and/or services requested in this RFP shall be delivered no earlier than the start of the 2019 funding year (July 1, 2019). If Category 1 services (Telecommunication Services and Internet access) will begin on or shortly after July 1 of a funding year, the service provider, in some cases, may need to undertake some construction and installation work prior to the beginning of that funding year. Within the limitations indicated below, the infrastructure costs of a service provider can be deemed to be delivered at the same time that the associated Category 1 services begin. That is, if services begin on July 1, then the delivery of service provider infrastructure necessary for those services can be considered as also delivered on July 1.

EARLY FUNDING CONDITIONS

Category 1

There are four conditions that must be met in order for USAC to provide support in a funding year for Category 1 infrastructure costs incurred prior to that funding year.

- *Initiation of installation cannot take place before selection of the service provider pursuant to a posted Form 470 and in any event no earlier than six months prior to July 1 of the funding year.*

- *The Category 1 service must depend on the installation of the infrastructure.*
- *The underlying Category 1 service cannot have a service start date prior to July 1 of the funding year.*
- *No invoices can be submitted to USAC for reimbursement prior to July 1 of the funding year.*

For more information, please refer to the FCC Order involving the Nassau County Board of Cooperative Educational Services (DA 02-3365 [redacted], released December 6, 2002). This FCC decision only applies to Priority 1 services (telecommunications services and Internet access).

The complete text can be found at the following URL:
http://www.usac.org/sl/applicants/step05/installation.aspx

Category 2
There is one condition that allows USAC to provide support in a funding year for Category 2 installation costs incurred prior to that funding year.

- *We also amend our rules for category two non-recurring services to permit applicants to seek support for category two eligible services purchased on or after April 1, three months prior to the start of funding year on July 1. This will provide schools with the flexibility to purchase equipment in preparation for the summer recess and provide the maximum amount of time during the summer to install these critical networks.*

For more information, please refer to the FCC Report and Order and Further Notice of Proposed Rulemaking (FCC 14-99 [redacted], released July 23, 2014). This FCC decision only applies to Category 2 services (Internal Connections).

5) INVOICING

a. The Service Provider agrees to bill and receive a portion of the payment for the provisions of goods and services described herein directly from USAC via the Form 474 Service Provider Invoice (SPI). The District will only be responsible for paying its non-discounted share of costs and does not intend to use the BEAR process (Form 472). The maximum percentage the District will be liable for is the pre-discount amount minus the funded amount as shown on the FCC Form 471 Block 5 and any identified ineligible costs. Upon the successful receipt or posting of a Funding Commitment Decision Letter from the SLD and submission and certification of Form 486, the District shall pay only the discounted amount beginning with the billing cycle immediately following said approval. Alternatively, should the District decide that it is in the best interest of the District to file a Form 472, the District will inform the Service Provider of its intent.

b. All Service Provider invoicing to USAC must be completed within 120 days from the last day of service. Should the Service Provider fail to invoice USAC in a timely manner, the District will only be responsible for paying its non-discounted share.

6) **FCC/SLD AUDITABILITY**

The E-rate program requires that all records be retained for at least ten (10) years from the last date of service provided on a particular funding request. Respondent hereby agrees to retain all books, records, and other documents relative to any Agreement resulting from this RFP for ten (10) years after final payment. The District, its authorized agents, and/or auditors reserves the right to perform or have performed an audit of the records of the Respondent and therefore shall have full access to and the right to examine any of said materials within a reasonable period of time during said period.

7) **PROCUREMENT OF ADDITIONAL GOODS AND/OR SERVICES/COTERMINOUS EXPIRATION**

During the term of any Agreement resulting from this RFP, the District may elect to procure additional or like goods and/or services offered by the Respondent. Such services shall be negotiated and obtained via an official amendment to this Agreement and approval by the District's Governing Board. All terms, conditions, warranties, obligations, maintenance and support of said goods or services shall have a coterminous expiration date with the original date of this Agreement. The District shall not enter into a separate Agreement for said goods or services. Respondents must state in their proposal that they acknowledge, accept and are in agreement with coterminous expiration conditions.

I, the undersigned, as an authorized agent of Gigakom (Service Provider Name), hereby certify that I have read the E-rate Supplemental Terms and Conditions, am fully compliant and intend to cooperate with the E-rate process as outlined above.

Signature: _____ **Title:** Account Manager

Phone Number: 916-755-6330 **Email:** Bretthebert@gigakom.com

Service Provider Name: Gigakom

SUBMISSION INSTRUCTIONS

Proposals must be submitted in writing to:

Newman Crows Landing Unified School District
Attn.: Caralyn Mendoza
Address: 1223 Main Street
Newman, CA 95360

The Newman Crows Landing Unified School District may choose to ask clarification questions or request additional information.

Newman Crows Landing Unified School District reserves the right to reject any and all proposals and to waive any informality, technical defect or clerical error in any Bid Proposal Package, as the interest of the NEWMAN CROWS LANDING UNIFIED SCHOOL DISTRICT may require. The Service Provider's quotation submission is recognition of this right.

In addition, the District reserves the right to fund, (proceed with project or purchase) or not to fund, regardless of E-Rate approval.

REQUESTS FOR INFORMATION

Request for information, regarding this proposal, must be submitted in writing and to the attention of: Caralyn Mendoza via email at CMendoza@nclusd.k12.ca.us within the timeframe indicated in the procurement timeline. Questions received after the deadline will not be responded to. Questions and responses will be posted on the district's website and the EPC portal site through an addendum. In the event that there is a discrepancy between in documentation posted in multiple locations, the controlling (master) document will always be located at district's website www.nclusd.org.

EVALUATION AND SELECTION CRITERIA

The District, in compliance with Federal Communications Commission (FCC) rules, will award to the vendor(s) providing the most cost-effective service offering. Per the Sixth Report and Order, FCC 10-175, FCC rules dictate the following:

§ 54.503 (c)(2)(vii) All bids submitted for eligible products and services will be carefully considered, with price being the primary factor, and the bid selected will be for the most cost-effective service offering consistent with § 54.511.

§ 54.511 Ordering Services (a) Selecting a provider of eligible services. In selecting a provider of eligible services, schools, libraries, library consortia, and consortia including any of those entities shall carefully consider all bids submitted and must select the most cost-effective service offering. In determining which service offering is the most cost-effective, entities may consider relevant factors other than the pre-discount prices submitted by providers, but price should be the primary factor considered.

Therefore, the District may consider factors other than price alone in the consideration of bids; price for E-rate eligible goods and services will be the primary factor considered.

SELECTION CRITERIA:

Eligible Price/Charges	50%
Non-eligible Price/Charges	10%
District Experience	10%
References	5%
Ability to deliver service in desired timeframe	5%
Vendor qualifications/certifications	10%
Proposal Quality	10%
Total	100%

TRADE NAMES AND ALTERNATIVES

For convenience in designation on the plans or in the specifications, certain articles or materials to be incorporated in the work may be designated under a trade name or in the name of a manufacturer. Whenever in specifications any materials, process, or article is indicated or specified by grade, patent, or proprietary name or by name of manufacturer, such specification shall be deemed to be used for the purpose of facilitating description of material, process or article desired and shall be deemed to be followed by the words "or equal," and service provider may, unless otherwise stated, offer any material, process or article which shall be substantially equal or better in every respect to that so indicated or specified. Burden of proof as to equality of any material, process or article shall rest with service provider. Service Provider shall submit request together with substantiating data for substitution of any "or equal" item within the response by the closing of bids. Provision authorizing submission of "or equal" justification data shall not in any way authorize an extension of time of bid response.

Please note: All "or equal" components must not void and must be supported by corresponding manufacturer warranty.

The District retains the right to be sole judge as to whether equivalency has been proven and whether alternatives will be accepted.

SCOPE OF WORK

The Goal: To provide qualified vendors with the necessary information and specifications to allow them to respond with a solution that they determine best meets those requirements.

No refurbished equipment is acceptable

The District is seeking to purchase Uninterruptible power supplies (UPS) with networking cards, fiber switch replacements for existing Cisco C3750's, fiber transceiver modules for all replacement switches and Ruckus wireless access points. In addition,

The District is seeking warranty/SmartNet support for all purchased switches, as well as 3 year extended warranties for all UPS units. All purchases should include equipment and design.

The proposed solution price must include a complete bill of materials, applicable sales tax, applicable shipping, and optional professional services.

The scope of the project will be as follows:

- Purchase an UPS (or multiple UPSs) with a three year warranty for use at each noted location
- Purchased a Cisco 3850-24XS-E or equivalent with 3 year SmartNet or equivalent for use at each noted location.
- Purchase Ruckus R710 WAPs or equivalent for use at each noted location.

REQUEST FOR SUBSTITUTION

Bidder may, unless otherwise stated, offer any material, process, article, etc., which shall be materially equal or better in every respect to that so indicated or specified (Specified Item) and will completely accomplish the purpose of the Contract Document. The Service Substitution must be accompanied by evidence as to whether the proposed substitution:

(1) Is equal in quality service ability to the Specified Item;
(2) Will entail no changes in detail, construction and scheduling of related work;
(3) Will be acceptable in consideration of the required design and artistic effect;
(4) Will provide no cost disadvantage to District;
(5) Will require no excessive or more expensive maintenance, including adequacy and availability of replacement parts; and
(6) Will require no change of the construction schedule.

ORDER TERM

District reserves the right to order quantities in any size lot or lots of quantities. Pricing must remain firm for the period of April 1, 2019 thru September 30, 2020. The District reserves the right to extend the intent to purchase for an additional annual term through September 30, 2021.

PRICING SUBMISSION INSTRUCTIONS

Please submit Quotations by school, as well as a summary page, and include the following:

Project Summary

Description	Part #	QTY	Price Per Item	E-Rate Eligible Price	E-Rate Ineligible Price	Total Price
Ruckus R710 WAP	901-R710-US00	14	$607.61			$8,506.54
APC 8k UPS w/Transformer	SRT8KXLT-5KTF	1	$5,688.19			$5,688.19
APC UPS 8k Extended Warranty	WBEXTWAR3YR-SP-06	1	$879.35			$879.35
Cisco 24p Fiber Switch	WS-C3850-24XS-E	6	$13,109.43			$78,656.58
SmartNet Warranty for Cisco C3850	CON-3SNT-WS850XSE	6	$3,568.53	$17,128.94	$4,282.24	$21,411.18
Cisco SFP-10G-LRM Compatible 10GBASE-LRM SFP+ 1310nm 220m DOM Transceiver Module ***	SFP-10G-LRM ***	112	$148.50			$16,632.00
Cisco GLC-T Compatible 1000BASE-T SFP Copper RJ-45 100m Transceiver Module ****	SFP-GB-GE-T ****	24	$40.50			$972.00
APC SMART-UPS X 3000 RACK/TOWER LCD WITH NIC	SMX3000RMLV2UNC	1	$1,673.29			$1,673.29
APC SmartUPS-X 3000 Ext. Warranty	WBEXTWAR3YR-SP-04	1	$228.84			$228.84
APC SmartUps-X 1500 w/ NIC	SMX1500RM2UNC	6	$1,135.94			$6,815.64
APC SmartUPS-X 1500 Ext. Warranty	WBEXTWAR3YR-SP-03	6	$119.23			$715.38
APC UPS NETWORK MANAGEMENT CARD AP9631	AP9631	3	$399.42		$399.42	$1,198.26
			Tax			$9,461.22
			Freight/Shipping			$0
			Grand Total			$152,838.47
***Per Trade Names and Alternative, Manufacturer Names are to be deemed as followed by the words "or Equal"**						

*** p/n SFP-10G-LRM has been replaced by SFP-10G-LRM-ENC, functionally equivalent, lifetime warranty component

**** p/n SFP-GB-GE-T has been replaced by GLC-T-ENC functionally equivalent, lifetime warranty component

Site Name: Orestimba High School
Address: 707 Hardin Road, Newman, CA 95360

Description	Part #	QTY	Price Per Item	E-Rate Eligible Price	E-Rate Ineligible Price	Total Price
Ruckus R710 WAP	901-R710-US00	6	$607.61			$3,645.66
APC 8k UPS w/Transformer	SRT8KXLT-5KTF	1	$5,688.19			$5,688.19
APC UPS 8k Extended Warranty	WBEXTWAR3YR-SP-06	1	$879.35			$879.35
Cisco 24p Fiber Switch	WS-C3850-24XS-E	1	$13,109.43			$13,109.43
SmartNet Warranty for Cisco C3850	CON-3SNT-WS850XSE	1	$3,568.53	$2854.82	$713.71	$3,568.53
Cisco SFP-10G-LRM Compatible 10GBASE-LRM SFP+ 1310nm 220m DOM Transceiver Module ***	SFP-10G-LRM ***	20	$148.50			$2,970.00
Cisco GLC-T Compatible 1000BASE-T SFP Copper RJ-45 100m Transceiver Module ****	SFP-GB-GE-T ****	4	$40.50			$162.00
			Tax			$2,014.05
			Freight/Shipping			$0.00
			Grand Total			$32,037.21
***Per Trade Names and Alternative, Manufacturer Names are to be deemed as followed by the words "or Equal"**						

Site Name: Yolo Junior High School
Address: 901 Hoyer Road, Newman, CA 95360

Description	Part #	QTY	Price Per Item	E-Rate Eligible Price	E-Rate Ineligible Price	Total Price
Ruckus R710 WAP	901-R710-US00	4	$607.61			$2,430.44
APC SMART-UPS X 3000 RACK/TOWER LCD WITH NIC	SMX3000RMLV2UNC	1	$1,135.94			$1,673.29
APC SmartUPS-X 3000 Ext. Warranty	WBEXTWAR3YR-SP-04	1	$228.84			$228.84
Cisco 24p Fiber Switch	WS-C3850-24XS-E	1	$13,109.43			$13,109.43
SmartNet Warranty for Cisco C3850	CON-3SNT-WS850XSE	1	$3,568.53	$2,854.82	$713.70	$3,568.53
Cisco SFP-10G-LRM Compatible 10GBASE-LRM SFP+ 1310nm 220m DOM Transceiver Module ***	SFP-10G-LRM ***	20	$148.50			$2,970.00
Cisco GLC-T Compatible 1000BASE-T SFP Copper RJ-45 100m Transceiver Module ****	SFP-GB-GE-T ****	4	$40.50			$162.00
			Tax			$1,602.18
			Freight/Shipping			$0.00
			Grand Total			$25,744.71
***Per Trade Names and Alternative, Manufacturer Names are to be deemed as followed by the words "or Equal"**						

Site Name: Hunt Elementary School
Address: 907 R. Street, Newman, CA 95360

Description	Part #	QTY	Price Per Item	E-Rate Eligible Price	E-Rate Ineligible Price	Total Price
APC SmartUps-X 1500 w/ NIC	SMX1500RM2UNC	2	$1,135.94			$2,271.88
APC SmartUPS-X 1500 Ext. Warranty	WBEXTWAR3YR-SP-03	2	$119.23			$238.46
Cisco 24p Fiber Switch	WS-C3850-24XS-E	1	$13,109.43			$13109.43
Cisco GLC-T Compatible 1000BASE-T SFP Copper RJ-45 100m Transceiver Module ****	SFP-GB-GE-T ****	4	$40.50			$162.00
Cisco SFP-10G-LRM Compatible 10GBASE-LRM SFP+ 1310nm 220m DOM Transceiver Module ***	SFP-10G-LRM ***	20	$148.50			$2,970.00
SmartNet Warranty for Cisco C3850	CON-3SNT-WS850XSE	1	$3,568.53	$2,854.82	$713.70	$3,568.53
			Tax			$1,457.92
			Freight/Shipping			$0.00
			Grand Total			$23,778.22
***Per Trade Names and Alternative, Manufacturer Names are to be deemed as followed by the words "or Equal"**						

Site Name: Bonita Elementary School
Address: 425 Fink Road, Crows Landing, CA 95313

Description	Part #	QTY	Price Per Item	E-Rate Eligible Price	E-Rate Ineligible Price	Total Price
APC SmartUps-X 1500 w/ NIC	SMX1500RM2UNC	2	$1,135.94			$2,271.88
APC SmartUPS-X 1500 Ext. Warranty	WBEXTWAR3YR-SP-03	2	$119.23			$238.46
Cisco 24p Fiber Switch	WS-C3850-24XS-E	1	$13,109.43			$13,109.43
SmartNet Warranty for Cisco C3850	CON-3SNT-WS850XSE	1	$3,568.53	$2,854.82	$713.70	$3,568.53
Cisco SFP-10G-LRM Compatible 10GBASE-LRM SFP+ 1310nm 220m DOM Transceiver Module ***	SFP-10G-LRM ***	20	$148.50			$2,970.00
Cisco GLC-T Compatible 1000BASE-T SFP Copper RJ-45 100m Transceiver Module ****	SFP-GB-GE-T ****	4	$40.50			$162.00
			Tax			$1,457.92
			Freight/Shipping			$0.00
			Grand Total			$23,778.22
***Per Trade Names and Alternative, Manufacturer Names are to be deemed as followed by the words "or Equal"**						

Site Name: Hurd Barrington Elementary School
Address: 838 Eucalyptus Avenue, Newman, CA 95306

Description	Part #	QTY	Price Per Item	E-Rate Eligible Price	E-Rate Ineligible Price	Total Price
Ruckus R710 WAP	901-R710-US00	4	$607.61			$2,430.44
APC SmartUps-X 1500 w/ NIC	SMX1500RM2UNC	2	$1,135.94			$2,271.88
APC SmartUPS-X 1500 Ext. Warranty	WBEXTWAR3YR-SP-03	2	$119.23			$238.46
Cisco 24p Fiber Switch	WS-C3850-24XS-E	1	$13,109.43			$13,109.43
SmartNet Warranty for Cisco C3850	CON-3SNT-WS850XSE	1	$3,568.53	$2,854.82	$713.70	$3,568.53
Cisco GLC-T Compatible 1000BASE-T SFP Copper RJ-45 100m Transceiver Module ****	SFP-GB-GE-T ****	4	$40.50			$162.00
Cisco SFP-10G-LRM Compatible *** 10GBASE-LRM SFP+ 1310nm 220m	SFP-10G-LRM ***	12	$148.50			$1,782.00
			Tax			$1,555.77
			Freight/Shipping			$0.00
			Grand Total			$25,118.51
***Per Trade Names and Alternative, Manufacturer Names are to be deemed as followed by the words "or Equal"**						

Site Name: Von Renner Elementary School
Address: 1388 Patchett Drive, Newman, CA 95306

Description	Part #	QTY	Price Per Item	E-Rate Eligible Price	E-Rate Ineligible Price	Total Price
Cisco 24p Fiber Switch	WS-C3850-24XS-E	1	$13,109.43			$13,109.43
SmartNet Warranty for Cisco C3850	CON-3SNT-WS850XSE	1	$3,568.53	$2,854.82	$713.70	$3,568.53
Cisco GLC-T Compatible 1000BASE-T SFP Copper RJ-45 100m Transceiver Module ****	SFP-GB-GE-T ****	4	$40.50			$162.00
Cisco SFP-10G-LRM Compatible 10GBASE-LRM SFP+ 1310nm 220m DOM Transceiver Module	SFP-10G-LRM	20	$148.50			$2,970.00
APC UPS NETWORK MANAGEMENT CARD AP9631	AP9631	3	$399.42		$399.42	$1,198.26
			Tax			$1,373.38
			Freight/Shipping			$0.00
			Grand Total			$22,381.60
***Per Trade Names and Alternative, Manufacturer Names are to be deemed as followed by the words "or Equal"**						

GIGAKOM

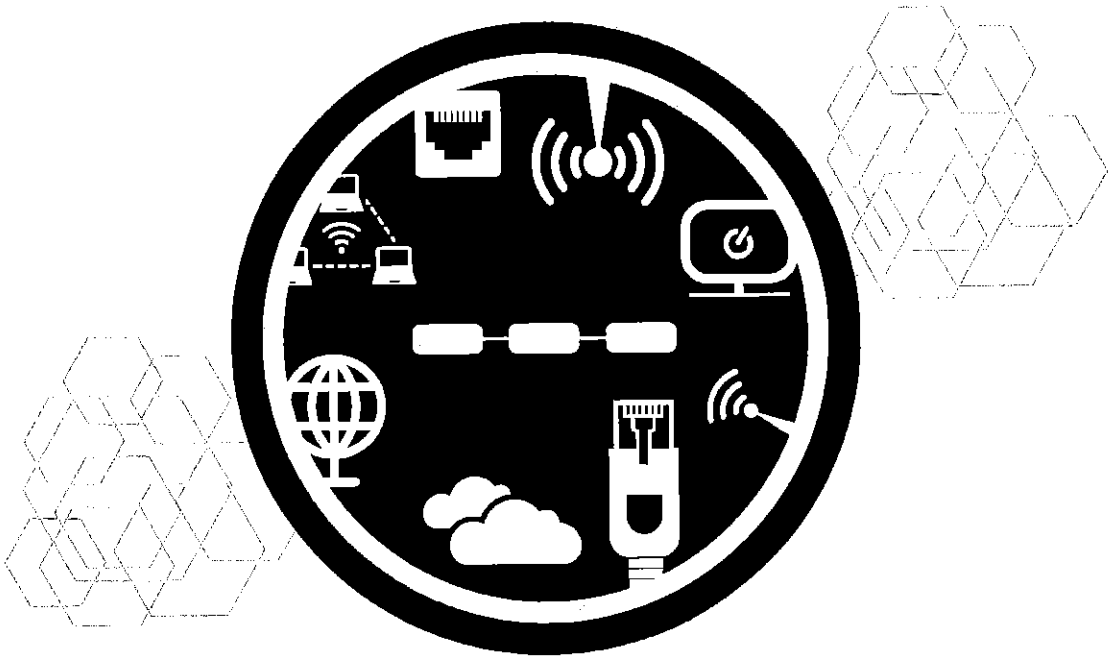

GIGAKOM PROPOSAL
for

NEWMAN CROWS LANDING USD
Internal Connections and/or BMIC
470 #190009458

E-Rate 2019 – 7/1/2018 to 6/30/2019

SPIN # 143027209
FCC # 0011991395
Certified Small Business Micro # 40936
DIR Registration # 1000003984
Contractor License # 910431
CPUC # U-1202-C

Date: 1/15/2019

GigaKOM respectfully requests that the information in this proposal not be used or disclosed, in full or part, for any purpose other than that for which it was originally furnished without prior written permission of GigaKOM.

HQ: 3615 Kearny Villa Road, Suite 201 | San Diego, CA 92123 | Phone: 858-769-5408 | Fax: 858-565-2453

GIGAKOM

Table of Contents

1.	COVER LETTER	3
2	GIGAKOM CONTACTS	4
3	INTRODUCTION – DESCRIPTION OF FIRM	5
4	EXPERIENCE AND QUALIFICATIONS	6
5	CERTIFICATIONS, TRAINING AND SPECIALIZATIONS:	7
6	MASTER CONTRACTS AND PURCHASING AUTHORIZATIONS	8
7	METHODOLOGY FOR PROVIDING SERVICES	9
	Support Services	13
8	PRICING	19
9	UNIVERSAL SERVICE PROGRAM RESTRICTIONS AND INVOICING	23
10	SPECIAL NOTES AND CONDITIONS	23
11	REFERENCES	26
12	APPENDICES	31

GIGAKOM

1. Cover Letter

January 15, 2019

Caralyn Mendoza
1162 Main Street
Newman, CA 95360

Dear Caralyn,

GigaKOM thanks you for the opportunity to present our Category 2 erate proposal.
We have carefully constructed a complete technical solution that will serve your District for many, many years.

GigaKOM is a full-service *Information Technology Solutions Provider*, as we specialize in full cycle IT Solutions. We have partnered with the industry's best network and system manufacturers to provide you with cost effective, superior products and services. Our staff is highly qualified and is always available to assist you with any of your technical needs. GigaKOM is your strategic partner and trusted advisor. We will engage with you to create and execute your strategic goals.
GigaKOM's engineers hold the highest level of certifications and training with multiple manufactures including Cisco, HPE, Aruba, Aerohive, Ruckus Microsoft, VMWare, and more.

GigaKOM is a California Corporation providing IT services and support since 2003. Additionally, GigaKOM is a certified Small Business with the State of California, Department of General Services. We have completed projects from a single-server upgrade to the design and installation of complete data centers.

Thank you for your consideration and the opportunity to partner with **Newman Crows Landing Unified School District** on this erate Category 2 Project.

Brett Hebert
P 916-755-6330
F 858-565-2453
bretthebert@gigakom.com

GigaKOM
3615 Kearny Villa Road, Suite 201
San Diego, CA 92123
www.gigakom.com

2 GigaKOM Contacts

The GigaKOM contacts for this proposal are:

Contacts:

Brett Hebert
Account Manager
Phone: (916) 755-6330
Fax: (858) 565-2453
bretthebert@gigakom.com

Greg Argendeli
VP Engineering Services
Phone: (858) 769-5403
Fax: (858) 565-2443
arg@gigakom.com

Office Locations

- MAIN OFFICE/San Diego
  3615 Kearny Villa Road, Suite 201
  San Diego, CA 92123
- Los Angeles
  9107 Wilshire Blvd. Suite 450
  Beverly Hills, CA 90210
- Northern California
  3511 Thomas Road, Suite 9
  Santa Clara, CA 95054
- Bay Area
  1600 Harbor Bay Parkway, Ste 100
  Alameda, CA 94502
- Central California
  4450 California Ave, Suite 192
  Bakersfield, CA 93309
- Fresno
  1713 Tulare St
  Fresno, CA 93721

GIGAKOM

3 *Introduction – Description of Firm*

This proposal is for GigaKOM to assist **Newman Crows Landing Unified School District** with Category 2 Internal Connections for E-Rate Eligible Network and Telecommunications Systems.

GigaKOM is a full service *Information Technology Solutions Provider*. We specialize in Technology for Education. Our vision is to improve the stability of each and every network we service. We have partnered with the industry's best network and system manufacturers to provide you with cost effective, superior products and services.

Our staff is highly qualified and is always available to assist you with any of your technical needs. GigaKOM has delivered solutions ranging from desktops, mobile devices, and classroom technology to complete networks and data centers including virtualization. Our solutions ensure access to the vast array of technology resources that are available to improve your District's efficiency and learning experience. GigaKOM's engineers hold the highest level of certifications and training with multiple manufactures including Cisco, HPE / Aruba, Aerohive, Ruckus, Microsoft, VMWare, Xirrus and more.

GigaKOM is a California Corporation providing IT services and support since 2003. Additionally, GigaKOM is a certified Small Business with the State of California, Department of General Services.

GigaKOM is an established vendor that has been providing ERATE and non-ERATE services for the fifteen years throughout California, utilizing employees that have been in the program since year one (including a former California Certified ERATE Trainer). We have completed projects from a single-server upgrade to the design and installation of complete school data centers.

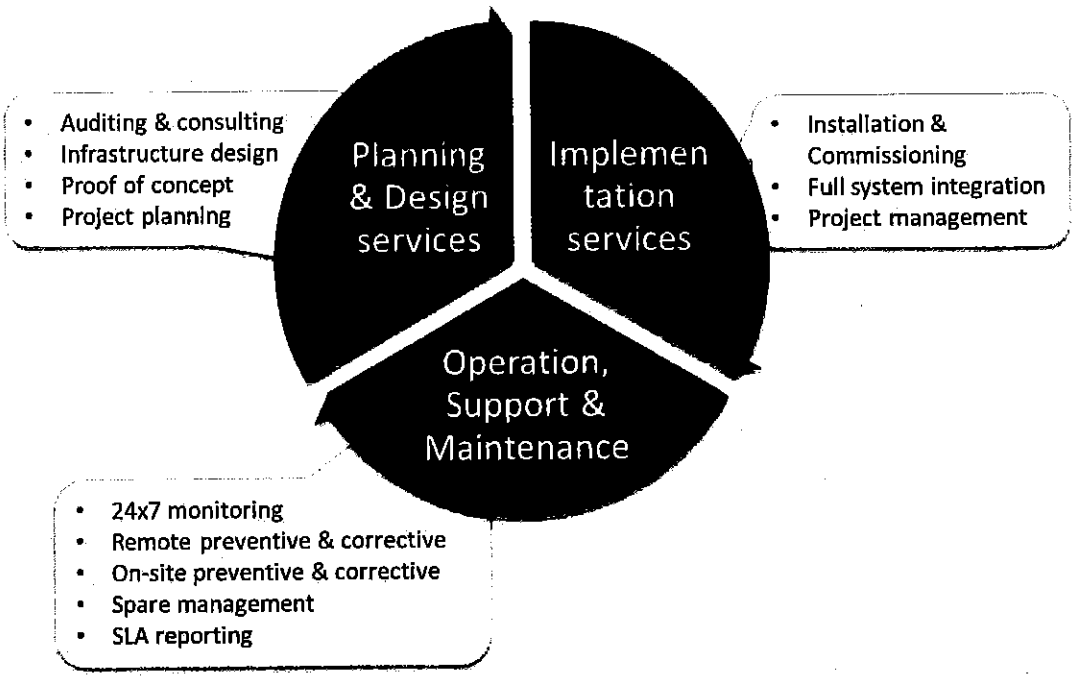

4 Experience and Qualifications

GigaKOM is a full service *Information Technology Solutions Provider.* Our vision is to improve the stability of each and every network we service. We have partnered with the industry's best network and system manufacturers to provide you with cost effective, superior products and services.

Our staff is highly qualified and is always available to assist you with any of your technical needs. GigaKOM has created solutions ranging from desktops to complete networks that ensure access to the vast array of technology resources that are available to improve your business efficiency. GigaKOM's engineers hold the highest level of certification.

GigaKOM has completed multiple enterprise level implementations in all the areas below, as well as technologies not listed. Please see References section for a sample of projects completed.

Systems Integration:

GigaKOM provides professional computer solutions and services to improve the client's technological capabilities.

Infrastructure design and installation, Integration services, and Implementation management are mission-critical to any technology project. GigaKOM integrates these services to provide a single source for all computing needs. Below are samples of the ways that GigaKOM can assist our Education clients.

Local and Wide Area Network (LAN/WAN) Design & Implementation Services:

GigaKOM helps organizations design, install, and maintain enterprise-wide systems for voice, video, and data communications. Utilizing industry standard technology and certified engineers and project managers, GigaKOM works with organizations to ensure stable, robust, and expandable solutions for our client's needs. Network documentation and infrastructure testing capabilities are an integral part of the LAN/WAN services.

Security Services:

GigaKOM provides our clients with the programs and tools necessary to ensure network security at all levels. GigaKOM analyzes, recommends, installs security systems, and assists in establishing policies and procedures to provide the highest level of technology security available. GigaKOM provides an array of security provisions: physical security, desktop provisions, virus protection software, firewalls, intrusion detection systems, and internet filtering capabilities.

Hardware and Software Services:

GigaKOM, through its experience and partnerships, offers a high level of expertise in product selection, purchasing, installation, and maintenance – from desktop computers to the entire network infrastructure. GigaKOM offers a hardware/software asset management and license compliance service.

Cloud Computing, Virtualization and Thin Client:

GigaKOM guides businesses in decision and implementation of Cloud, Virtualization and Thin Client solutions.

Cloud Computing provides for decentralization of hardware, risk and recovery advantages, as well as Access-Anywhere capabilities.

Thin-client technology transforms networks from a collection of decentralized computer devices into a centrally manageable computing environment, providing low-cost, standardized, easily updateable, and centralized systems.

Virtualization provides many benefits including fail-over and redundancy solutions, leveraging hardware utilization, and cost savings in power, facilities and management.

Network Management and Maintenance:

GigaKOM provides comprehensive network maintenance solutions client tailored to meet each individual client's network requirements. From hardware warranty programs, to labor support and complete network management programs, GigaKOM has the program and expertise to keep networks running at their optimal capabilities.

GigaKOM wants to be your Partner in Educational Technology. We are certified by all major IT manufacturers and specialize in servicing clients throughout the South Western United States.

5 Certifications, Training and Specializations:

Listed are some of our Partner and Certifications

Cisco
Company Certification

- Premier Certified Partner

Specializations

- Advanced Unified Communications
- Express Foundation
- Cisco Capital Financing
- Cisco Smart Care Services
- Cisco Smart Care

Professional Certification and Training

- CCIE, CCNP, CCDA and more

Microsoft
Company Certification

- Authorized Partner

Specializations

- Educational Licensing Authorized

HPE - Aruba
Company Certification

- HPE Aruba Gold Partner
- Networking Elite

Specializations

- Public Sector

VMWare
Company Certification

- Professional
- Educational Licensing

Xirrus Wireless

Company Certification

- Gold Certification

Aerohive Wireless
Company Certification
- Elite Certified Partner

Ruckus Wireless
Company Certification
- Certified Partner

MileStone
Company Certification
- Gold Certification

Extreme Networks
Company Certification
- Gold Certified Partner

6 *Master Contracts and Purchasing Authorizations*:

In order to best serve our Government and Educational clients, GigaKOM has multiple purchasing vehicles available. Our contracts include:

Details at: https://goo.gl/XaDLCC

CMAS Contract ID 3-17-70-2346J
- Cisco Networking Equipment / Services
- HPE Networking Equipment / Services
- Aruba Networking Equipment / Services
- HP Computer Systems / Services
- Data Communications – Equipment

CMAS Contract ID 3-13-70-2346E
- Technical Labor Services

CMAS Contract ID 3-12-70-2346F
- Axis

CMAS Contract ID 3-13-70-2346H
- Aerohive Networks
- Ruckus Networks
- Network Security Products / Services
- Network Systems

CMAS Contract ID 3-18-70-2346K
- APC products / services
- Tripp Lite products / services
- Network Systems
- Security products / services

CMAS Contract ID 3-18-70-2346M
- Extreme Networks products / services
- Network Systems
- Security products / services

GSA Schedule GS-35F-0143R

- APC
- Ergotron
- HP, HPE, HPi
- Lenovo
- NEC
- Sony
- Tripplite
- Xerox

GSA Schedule GS-35F-0349S

- Cisco Networking Communications
- Hewlett Packard Enterprise
- Hewlett Packard, Inc

WSCA NASPO Contract AR-233

- Cisco Networking Communications
- Cisco Maintenance
- Cisco Services
- Cisco Servers
- Cisco Software

WSCAContract – HP

- HP ProLiant Hardware
- HP Blade Systems
- HP Storage Products
- HP Printer
- HP Personal Computer Hardware
- HP Services
- HP Accessories

SPURR contract ID #SMC-ER-025

- ApplianSys CacheBox

Educational Licensing Agreements

- Microsoft
- VMWare

For further information on these contracts please contact your GigaKOM sales representative for terms, conditions and product pricing.

Contracts listed are for reference and referral. Contracts listed may be utilizes at part or all of product and service fulfillment. No bid is considered to be under one or any of the above contracts unless specifically outlined within the purchase agreement and confirmed by both parties. Additional fees may be charged by the Government Agency in association with the contract. Please refer to terms of schedule.

7 *Methodology for Providing Services*

GigaKOM proposes the following phased approach for new component integration into your network. With this approach GigaKOM will define activities needed to successfully deploy and operate new system(s) and optimize performance during the lifecycle of the solution.

Phase approach includes:

1. Preparation and Response Phase
2. Assessment Phase
3. Implementation Phase
4. Operation and Optimization Phase

In Preparation and Response Phase, GigaKOM will respond to client's solution request based on requirements specified and propose a High Level Design and product to address client's needs.

Assessment Phase will determine if the existing system infrastructure, sites, and operational environment are able to support its proposed system.

During the Implementation Phase, GigaKOM will install the new technology into the client's network, ensuring it is integrated without disrupting the network or creating points of vulnerability.

During the Operation and Optimization Phase, GigaKOM will ensure that the newly implemented solution is operating efficiently and is highly available. GigaKOM, at client request, will propose a Maintenance support structure to help ensure that the client's networks are operating at peak performance, resolve problems quickly as they arise, and adapt the architecture, operation, and performance of the network to change.

Preparation and Response Phase:

In this phase GigaKOM will analyze client needs and identify and confirm the product in High Level Design Development. We will list all necessary parts numbers and any additional hardware that will needed to deliver the solution. We will allocate key members of the team trained and certified in the technology (per client requirements).

Assessment Phase:

GigaKOM will prepare for your deployment with a comprehensive site assessment that evaluates the readiness of your current facilities infrastructure to support the new technology. GigaKOM will identify physical, environmental, electrical and procedural modification that should be made prior to implementation. As part of the assessment GigaKOM will provide Assessment Analysis documents for each of the below specified actions with findings and the mitigation plan with any potential costs.

Methodology for Assessment:

Site Readiness Assessment, We will prepare for your deployment with a comprehensive site assessment that evaluates the readiness of your current facilities infrastructure to support the new technology. You will identify physical, environmental, and electrical modifications that should be made prior to implementation.

There are three activities associated with the site readiness assessment service component.

- Prepare for a site readiness assessment
- Conduct a facility site(s) survey
- Perform a site assessment gap analysis.

The site readiness assessment service component assesses the ability of the client's site facilities to accommodate the new technology system. Following completion of the site survey, you will identify any gaps with site requirements specifications.

Network Readiness Assessment: GigaKOM will prepare for your solution deployment by assessing the readiness of your existing network infrastructure and determining any modifications that should be made prior to implementation. The modifications could include physical and logical configurations, solution capacity, quality of service (QoS), and solution resiliency, security, and integration with existing legacy platforms. The network readiness assessment service component assesses the client's existing network infrastructure and applications to verify its ability to support the proposed technology system. This service also analyzes the physical and logical configuration of the network and analyzes network design issues, such as scalability, Quality of Service, network resiliency and security, and the potential effects of integrating the proposed system with existing infrastructure.

Operations Readiness Assessment: GigaKOM will prepare for your technology solution deployment with a comprehensive assessment that evaluates the readiness of the people, processes, and tools in your current operations and network management infrastructure for both voice and data to support the new solution. The operations readiness assessment service component assesses the current state of clients' operations and network management infrastructure, including people, processes, and tools, to identify issues and opportunities for improvement.

In addition, the operations readiness assessment identifies issues pertinent to defining, monitoring, and maintaining the proposed system service-level requirements, which are measured through availability, capacity, and security metrics. It also identifies the client's support model and associated skills and knowledge requirements.

- GigaKOM will collect and verify information about current operations support infrastructure
- GigaKOM will identify client support model
- GigaKOM will identify skills and knowledge requirement to support new solution

Implementation Phase:
During the implementation phase, GigaKOM will install the new technology into the client's network, ensuring it is integrated without disrupting the network or creating points of vulnerability.

Steps for Implementation Phase

- Project Planning
- Kickoff
- Staging
- Deployment
  - Core Components Rollout
  - System Integration
  - System Migration (as requested per client)
- Training
- Closeout Documentation

Project Planning:
During project planning GigaKOM will develop the project management, escalation, and communication plans, and conduct an internal kick-off meeting.

Kickoff:

During implementation project kickoff GigaKOM will conduct the kickoff meeting with all parties involved in the deployment of system. At the meeting parties will review and confirm implementation milestones, roles, and responsibilities using a project plan, as well as review the escalation and communication plans to ensure everyone is on the same page, and share the plan for leading the project to a successful completion. The District will be provided access to an on-line portal with the ability to view and track the project as phases are planned and implemented.

Staging:
During staging, GigaKOM will stage the communications hardware and software to be installed in the client's network. GigaKOM will test the solution components in a non-production lab environment. After the successful completion of staging, the hardware delivered to the client site and made ready for the implementation phase.

Deployment:
- Core Component Rollout: During core product implementation, GigaKOM will install, configure, integrate, and test the solution components, providing an implemented, production- ready solution, making it available for the integration of existing users and services from existing infrastructure to the new solution.

-Legacy System Integration: The legacy systems as applicable will undergo an integration of the client's network solution components and requires the validation of integration options that are compatible with the new solution. GigaKOM will perform the test and integration between the systems.

Training:
GigaKOM will prepare and conduct end-user training and staff training. GigaKOM will give customized training to each user group according to the staff training plan and train end users only on those features they are allowed to use according to business policy.

Closeout Documentation:
During as built documentation, as the final stage of Implementation phase GigaKOM will compile documentation of the current system in an as built solution binder. In the binder, you will include logical and physical topology maps, IP schemes, serial numbers, application configurations, and legacy migration or integration configurations. Additionally, you will finalize network documentation that reflects as built information for the client, including specific design requirements and configurations.

- Compile documentation into a as built solution binder
  - Logical and physical topology maps
  - Dial plans
  - Serial numbers
  - Legacy configurations
  - Application Configuration

Operation and Optimization phase:

During the operation phase, we will justify client network investment protection by ensuring that the newly implemented solution is operating efficiently and is highly available. During operations setup, we will set up the client to provide operational support to the network, including development of an operational support plan and an Ongoing Support Handoff Kit. Assisting the client in developing processes to manage the system in ongoing operations mode, including system administration and

backup, assessment management, and scheduled maintenance is another aspect of the operations setup.

- Develop an Operation Support Plan
- Assist the client in developing process to manage the system

Incident Management: During incident management, we will classify, prioritize, isolate, and resolve incidents and track and monitor incidents. Any required changes to the system are submitted to the formal change management process, and incidents are tracked and managed in a case management system. It is also important to manage real-time incidents with the system components via the incident-management process, which includes multiple levels of support that create and maintain the status of an incident through resolution and closure.

- Classify, prioritize, isolate and resolve incidents
- Incidents are tracked and managed in case management system - Autotask

Incident Management Steps:

1. Identify Incident
2. Classify and prioritize the incident
3. Isolate the incident
4. Recover from incident outage
5. Validate resolution
6. Track and monitor progress
7. Close the incident

Support Services

GigaKOM 's delivery of Support Services is dependent on the services required and specified by the client. Based on the services requested, GigaKOM follows the standard Methodologies for delivering the types of services as defined below.

Support Services can include the following components:

- **Manufacture maintenance agreements**
  - Software Downloads, bug fixes, security patching and technical
  - Hardware replacement warranties
- **Hardware replacement time and materials funding pools.**
- **Labor based technical support**
  - On-site technical support
  - Remote technical support
  - Remediation of technical issues
  - Labor based maintenance of network components to insure equipment operates at manufacture and industry specified performance levels.
- **Cable plant repair, upkeep and maintenance**

Based on the requested services from the client, GigaKOM would be prepared to meet expected maintenance windows as specified by the school.

For Basic Maintenance involving GigaKOM technical support, we provide a 24x7 contact number as well as a web-portal for the reporting of troubles on a client network.

Manufacture maintenance agreements

GigaKOM has partnered with most network manufactures to provide warranty solutions where available to provide eligible maintenance agreements.

For Maintenance agreements, GigaKOM will work with the district to verify eligible equipment identification, validate warranty levels and any End-of-support issues. GigaKOM will procure the maintenance contract with the manufacture and insure warranty is provided under the District's name and copies of the contract will be provided to the district.

For ineligible components or services, including Hardware warranties, GigaKOM will identify such components to the District and provide the District options to procure these services outside of E-rate funding.

Hardware replacement time and materials funding pools.
Within E-Rate guidelines certain funding is available for time and materials repair and replacement for the maintenance and upkeep of eligible equipment. Where appropriate GigaKOM will work with District to identify the eligible equipment.

Labor Based Technical Support:

Labor based technical support solutions are available to provide On-site technical support, remote technical support, remediation of technical issues designed to maintain eligible network components to insure equipment operates at manufacture and industry specified performance levels.

Our Solutions provide:

- Access to qualified technical assistance
- Ongoing operating system software updates and upgrades
- Systems diagnostics and remediation on select devices
- On demand and scheduled on site technical support

To be scheduled with GigaKOM and the client, based on recommendations from GigaKOM, we provide solutions that include:

- Network Device Configuration Backup
- Scheduled Network Software Upgrades
- Network Device IOS and Enhancement Review
- Weekly Windows Server Security and Health Check
- Server Operating System and Security Patching

GigaKOM Standards for Performance

- Initial Engagement and Yearly Network Discovery and Mapping
- For all activity performed on a network, status reports of actions taken and tasks completed are provided.

Network Restoration Process

Client desires the support and restoration of Network down problems caused by E-rate eligible equipment or cable plant.
Description: The following activities will be done by the GigaKOM over the term of the project as services are required.

1) Receive incident or request notification from Client personnel. This notification will come from the Client personnel who receive and respond to the initial problem call from the end user, and

will only be forwarded to the GigaKOM technicians when it appears to be related to E-Rate eligible equipment.

2) Record all problem and request tickets in the GigaKOM ticket management system.
3) Perform "second level" incident and request handling using GigaKOM remote engineers. If necessary, we will dispatch a local GigaKOM field engineer. Additional engineers will be dispatched as needed to meet the service response requirement and will be dispatched immediately for more critical network down situations.
4) Provide "ownership to resolution" of GigaKOM handled incidents, report on the progress of problem resolution, confirm resolution of the incident with Client personnel, and log final resolution. Please note that in accordance with SLD guidelines, GigaKOM can provide eligible maintenance services as long as the equipment at issue is thought to be eligible. If the issue is determined to be caused by ineligible equipment, this will be reported back to Client personnel, and further work must be handled through Project Change Control.
5) Prioritize activities in accordance with documentation and procedural standards developed by GigaKOM and agreed to by Client.
6) Coordination and scheduling of GigaKOM resources.

Clients under a labor-based maintenance contract will be covered under the below Billing and Service Delivery Schedule unless specifically altered under contract.

BILLING AND SERVICE DELIVERY SCHEDULE

I Response Times:

GigaKOM provides for a 24 hour Client Service Center access number, as well as on-line trouble ticketing portal. For tickets opened via one of these methods GigaKOM will provide during standard working hours:

Response Times and Escalation Schedule

Priority	Description	Response Times	Escalation Policy	Billing Rate for Services
Critical (Priority 1)	Network down or critical impact to business operations. GigaKOM and end user will provide full-time resources to the situation resolution	**1 Hour:** Diagnostics begin **2 Hour:** technician assigned **Next Business Day or better**: on-site dispatch if necessary	1 Hour: Service Supervisor 8 Hours Director of Operations 24Hours: President / CEO	Critical tickets are billed double rate with a minimum 2 hour billing. Standard labor terms apply
High (Priority 2)	Operations of a Network are severely degraded; client business operations are negatively impacted. GigaKOM and end user will commit	**2 Hour**: Diagnostics Begin **4 Hours:** Technician assigned	4 Hour: Service Supervisor 24 Hours: Director of Operations 48 hours: President / CEO	High priority tickets are billed at a one and a half (1 ½) rate with minimum 2 hour billing. Standard labor terms apply.

	full-time resources during normal business hours to address situation.	**Next Business Day** on-site dispatch if necessary		
Medium / Normal (Priority 3)	Operational performance of the network is impaired. Business functions remain functional. GigaKOM and end user are willing to commit resources during standard business hours to restore service to satisfactory levels.	**4 to 8 Hours:** diagnostics and technician assigned **On-site dispatch** (if required) as scheduled with End User.	24 Hour: Service Supervisor 48 hours: Director of Operations 72 Hour: Department Manager	Billing rate as quoted. Standard labor terms apply.
Low (Priority 4)	Assistance or information requested. Typically product capabilities, installation or configuration issues.	**8 Hour:** Initial response.	72 Hours: Service Supervisor	Billing rate as quoted. Standard labor terms apply

(all times listed are based on standard working hours)
The clock starts on all issues once the support request has been added to our Autotask ticketing system

II Definitions:

The service priority Critical, High, Medium, or Low is set at the initiation of the ticket and remains at that level through completion

- Critical Priority is defined as a complete network down event or an event that has a critical impact to business operations. GigaKOM may assign multiple concurrent resources to critical events. The client may request the ticket to be assigned to this priority based on the client's business objectives.

- High Priority is defined as an event where operations of a network are severely degraded and business operations are negatively impacted. GigaKOM may assign multiple, concurrent resources to critical events. The client may request the ticket to be assigned to this priority based on the client's business objectives.

- Medium Priority is defined as an event that impairs the operational performance of the network, business operations remain functional but may be degraded. GigaKOM and the client are willing to commit resourced during normal business hours to restore service. Unless

otherwise requested by the client, this is the default level for all service tickets.

- Low Priority is defined as a general assistance or informational request. Network Performance degradation is negligible. This level of service is most commonly associated with initial installation or configurations tickets. The client may request the ticket to be assigned to this priority based on the client's business objectives.

III Standard Labor Terms

Travel:	Not billed unless specified in contract.
Standard: specified	All billing in 1/2 hour increments unless otherwise
Critical Priority:	2.0 x rate, 2 hour minimum billing
High Priority:	1.5x rate, 2 hour minimum billing
Overtime:	1.5 x rate, 1 hour minimum billing
Weekend:	1.5 x rate, 2 hour minimum billing
Holiday	2.0 x rate, 4 hour minimum billing

Coverage

Standard: 8:00am to 5:00pm Monday through Friday PST

Overtime: Monday through Friday 5:00pm to 8:00am the following day

Weekend: Friday 5:00pm to 8:00am Monday

Holiday: 5:00pm prior day to Holiday to 8:00am the day after the holiday

Holidays

New Year's Day, Memorial Day, Independence Day, Labor Day, Thanksgiving Day, Day after Thanksgiving, Christmas Eve, Christmas Day.
A fee of $250 will be assessed for client cancellation of dispatched engineer, or client not being ready.

IV Billing Information

GigaKOM will invoice labor against the contract on a bi-weekly basis. Failure to pay invoices may lead to delays or suspension of GigaKOM services.

Hours used against a contact will be tracked by GigaKOM and will be available to client upon request. In certain instances GigaKOM may exceed the contracted hours in the delivery of service. GigaKOM will invoice any additional hours at the rate agreed to under the contract and will provide notice to the client when overages occur. Once identified, GigaKOM will work with client to establish a change order or new contract for continuing services.

V Responsibilities and Assumptions

- Client to provide access to systems and facilities to facilitate work.
- Client to provide GigaKOM with access to all equipment covered under this agreement. If such access is not provided, GigaKOM will have reduced or limited ability to address problems and provide resolution.
- Client to provide necessary user names and passwords where applicable.
- Client will identify at least one person to work with GigaKOM throughout the service request. This person will communicate with GigaKOM and provide information on a timely basis.
- For critical and high priority issues, client will provide an escalation / alternate contact to issue timely communications and resources.
- For critical priority issues, client is committed to working with GigaKOM on a 24-hour basis, if required, through problem resolution.
- Client is responsible for providing a contact who is knowledgeable to the technical aspects of the problem.
- Client to provide GigaKOM with a list of key personnel and contact information including after hours and escalations / approvals.
- Client is responsible for having vendor / manufacture service support agreements necessary to maintain, trouble shoot and repair hardware and software issues.
- Client will provide service provider account numbers, circuit ids, contacts and contract information where necessary to facilitate service delivery or resolution.
- Client to provide a list of all contract service agreements, contact names, contact numbers and contract numbers for all service agreements to be managed by GigaKOM.
- Client to provide any additional information required by GigaKOM.
- Client to provide all necessary supplies and accessories, attachments or other devices incidental to the service.
- Client is responsible for data, backups and / or migrations of data. GigaKOM is NOT responsible for the loss of client data during remediation or migration processes.
- Client is responsible for all necessary permits, licenses or authorities necessary for the provisioning of services.
- Client will be responsible for additional materials, equipment, or loaner materials costs necessary to facilitate problem resolution.
- GigaKOM engineers obey all traffic, travel, and safety regulations.

GigaKOM shall not be responsible for service or Service Level Agreement degradation delays due to the lack of client compliance with the above items.

GIGAKOM

8 *Pricing*

THIS SECTION IS PROPRIETARY AND CONFIDENTIAL

- Pricing is based on volume pricing and any changes may result in price change and additional shipping charges
- Project performance and payment bond might not be included in the price, if requested they will be added as a line item on the total awarded amount
- GigaKOM recommends at least 10% contingency for project for any unforeseen add, move and changes

Project Summary

Description	Part #	QTY	Price Per Item	E-Rate Eligible Price	E-Rate Ineligible Price	Total Price
Ruckus R710 WAP	901-R710-US00	14	$607.61			$8,506.54
APC 8k UPS w/Transformer	SRT8KXLT-5KTF	1	$5,688.19			$5,688.19
APC UPS 8k Extended Warranty	WBEXTWAR3YR-SP-06	1	$879.35			$879.35
Cisco 24p Fiber Switch	WS-C3850-24XS-E	6	$13,109.43			$78,656.58
SmartNet Warranty for Cisco C3850	CON-3SNT-WS850XSE	6	$3,568.53	$17,128.94	$4,282.24	$21,411.18
Cisco SFP-10G-LRM Compatible 10GBASE-LRM SFP+ 1310nm 220m DOM Transceiver Module ***	SFP-10G-LRM ***	112	$148.50			$16,632.00
Cisco GLC-T Compatible 1000BASE-T SFP Copper RJ-45 100m Transceiver Module ****	SFP-GB-GE-T ****	24	$40.50			$972.00
APC SMART-UPS X 3000 RACK/TOWER LCD WITH NIC	SMX3000RMLV2UNC	1	$1,673.29			$1,673.29
APC SmartUPS-X 3000 Ext. Warranty	WBEXTWAR3YR-SP-04	1	$228.84			$228.84
APC SmartUps-X 1500 w/ NIC	SMX1500RM2UNC	6	$1,135.94			$6,815.64
APC SmartUPS-X 1500 Ext. Warranty	WBEXTWAR3YR-SP-03	6	$119.23			$715.38
APC UPS NETWORK MANAGEMENT CARD AP9631	AP9631	3	$399.42		$399.42	$1,198.26
			Tax			$9,461.22
			Freight/Shipping			$0
			Grand Total			$152,838.47
*Per Trade Names and Alternative, Manufacturer Names are to be deemed as followed by the words "or Equal"						

*** p/n SFP-10G-LRM has been replaced by SFP-10G-LRM-ENC, functionally equivalent, lifetime warranty component

**** p/n SFP-GB-GE-T has been replaced by GLC-T-ENC functionally equivalent, lifetime warranty component

GIGAKOM

Site Name: Orestimba High School
Address: 707 Hardin Road, Newman, CA 95360

Description	Part #	QTY	Price Per Item	E-Rate Eligible Price	E-Rate Ineligible Price	Total Price
Ruckus R710 WAP	901-R710-US00	6	$607.61			$3,645.66
APC 8k UPS w/Transformer	SRT8KXLT-SKTF	1	$5,688.19			$5,688.19
APC UPS 8k Extended Warranty	WBEXTWAR3YR-SP-06	1	$879.35			$879.35
Cisco 24p Fiber Switch	WS-C3850-24XS-E	1	$13,109.43			$13,109.43
SmartNet Warranty for Cisco C3850	CON-3SNT-WS850XSE	1	$3,568.53	$2854.82	$713.71	$3,568.53
Cisco SFP-10G-LRM Compatible 10GBASE-LRM SFP+ 1310nm 220m DOM Transceiver Module ***	SFP-10G-LRM ***	20	$148.50			$2,970.00
Cisco GLC-T Compatible 1000BASE-T SFP Copper RJ-45 100m Transceiver Module ****	SFP-GB-GE-T ****	4	$40.50			$162.00
			Tax			$2,014.05
			Freight/Shipping			$0.00
			Grand Total			$32,037.21
*Per Trade Names and Alternative, Manufacturer Names are to be deemed as followed by the words "or Equal"						

Site Name: Yolo Junior High School
Address: 901 Hoyer Road, Newman, CA 95360

Description	Part #	QTY	Price Per Item	E-Rate Eligible Price	E-Rate Ineligible Price	Total Price
Ruckus R710 WAP	901-R710-US00	4	$607.61			$2,430.44
APC SMART-UPS X 3000 RACK/TOWER LCD WITH NIC	SMX3000RMLV2UNC	1	$1,135.94			$1,673.29
APC SmartUPS-X 3000 Ext. Warranty	WBEXTWAR3YR-SP-04	1	$228.84			$228.84
Cisco 24p Fiber Switch	WS-C3850-24XS-E	1	$13,109.43			$13,109.43
SmartNet Warranty for Cisco C3850	CON-3SNT-WS850XSE	1	$3,568.53	$2,854.82	$713.70	$3,568.53
Cisco SFP-10G-LRM Compatible 10GBASE-LRM SFP+ 1310nm 220m DOM Transceiver Module ***	SFP-10G-LRM ***	20	$148.50			$2,970.00
Cisco GLC-T Compatible 1000BASE-T SFP Copper RJ-45 100m Transceiver Module ****	SFP-GB-GE-T ****	4	$40.50			$162.00
			Tax			$1,602.18
			Freight/Shipping			$0.00
			Grand Total			$25,744.71
*Per Trade Names and Alternative, Manufacturer Names are to be deemed as followed by the words "or Equal"						

GIGAKOM

Site Name: Hunt Elementary School
Address: 907 R Street, Newman, CA 95360

Description	Part #	QTY	Price Per Item	E-Rate Eligible Price	E-Rate Ineligible Price	Total Price
APC SmartUps-X 1500 w/ NIC	SMX1500RM2UNC	2	$1,135.94			$2,271.88
APC SmartUPS-X 1500 Ext. Warranty	WBEXTWAR3YR-SP-03	2	$119.23			$238.46
Cisco 24p Fiber Switch	WS-C3850-24XS-E	1	$13,109.43			$13109.43
Cisco GLC-T Compatible 1000BASE-T SFP Copper RJ-45 100m Transceiver Module ****	SFP-GB-GE-T ****	4	$40.50			$162.00
Cisco SFP-10G-LRM Compatible 10GBASE-LRM SFP+ 1310nm 220m DOM Transceiver Module ***	SFP-10G-LRM ***	20	$148.50			$2,970.00
SmartNet Warranty for Cisco C3850	CON-3SNT-WS850XSE	1	$3,568.53	$2,854.82	$713.70	$3,568.53
			Tax			$1,457.92
			Freight/Shipping			$0.00
			Grand Total			$23,778.22
*Per Trade Names and Alternative, Manufacturer Names are to be deemed as followed by the words "or Equal"						

Site Name: Bonita Elementary School
Address: 425 Fink Road, Crows Landing, CA 95313

Description	Part #	QTY	Price Per Item	E-Rate Eligible Price	E-Rate Ineligible Price	Total Price
APC SmartUps-X 1500 w/ NIC	SMX1500RM2UNC	2	$1,135.94			$2,271.88
APC SmartUPS-X 1500 Ext. Warranty	WBEXTWAR3YR-SP-03	2	$119.23			$238.46
Cisco 24p Fiber Switch	WS-C3850-24XS-E	1	$13,109.43			$13,109.43
SmartNet Warranty for Cisco C3850	CON-3SNT-WS850XSE	1	$3,568.53	$2,854.82	$713.70	$3,568.53
Cisco SFP-10G-LRM Compatible 10GBASE-LRM SFP+ 1310nm 220m DOM Transceiver Module ***	SFP-10G-LRM ***	20	$148.50			$2,970.00
Cisco GLC-T Compatible 1000BASE-T SFP Copper RJ-45 100m Transceiver Module ****	SFP-GB-GE-T ****	4	$40.50			$162.00
			Tax			$1,457.92
			Freight/Shipping			$0.00
			Grand Total			$23,778.22
*Per Trade Names and Alternative, Manufacturer Names are to be deemed as followed by the words "or Equal"						

GIGAKOM

Site Name: Hurd Barrington Elementary School
Address: 838 Eucalyptus Avenue, Newman, CA 95306

Description	Part #	QTY	Price Per Item	E-Rate Eligible Price	E-Rate Ineligible Price	Total Price
Ruckus R710 WAP	901-R710-US00	4	$607.61			$2,430.44
APC SmartUps-X 1500 w/ NIC	SMX1500RM2UNC	2	$1,135.94			$2,271.88
APC SmartUPS-X 1500 Ext. Warranty	WBEXTWAR3YR-SP-03	2	$119.23			$238.46
Cisco 24p Fiber Switch	WS-C3850-24XS-E	1	$13,109.43			$13,109.43
SmartNet Warranty for Cisco C3850	CON-3SNT-WS850XSE	1	$3,568.53	$2,854.82	$713.70	$3,568.53
Cisco GLC-T Compatible 1000BASE-T SFP Copper RJ-45 100m Transceiver Module ****	SFP-GB-GE-T ****	4	$40.50			$162.00
Cisco SFP-10G-LRM Compatible *** 10GBASE-LRM SFP+ 1310nm 220m	SFP-10G-LRM ***	12	$148.50			$1,782.00
			Tax			$1,555.77
			Freight/Shipping			$0.00
			Grand Total			$25,118.51
*Per Trade Names and Alternative, Manufacturer Names are to be deemed as followed by the words "or Equal"						

Site Name: Von Renner Elementary School
Address: 1388 Patchett Drive, Newman, CA 95306

Description	Part #	QTY	Price Per Item	E-Rate Eligible Price	E-Rate Ineligible Price	Total Price
Cisco 24p Fiber Switch	WS-C3850-24XS-E	1	$13,109.43			$13,109.43
SmartNet Warranty for Cisco C3850	CON-3SNT-WS850XSE	1	$3,568.53	$2,854.82	$713.70	$3,568.53
Cisco GLC-T Compatible 1000BASE-T SFP Copper RJ-45 100m Transceiver Module ****	SFP-GB-GE-T ****	4	$40.50			$162.00
Cisco SFP-10G-LRM Compatible 10GBASE-LRM SFP+ 1310nm 220m DOM Transceiver Module	SFP-10G-LRM	20	$148.50			$2,970.00
APC UPS NETWORK MANAGEMENT CARD AP9631	AP9631	3	$399.42		$399.42	$1,198.26
			Tax			$1,373.38
			Freight/Shipping			$0.00
			Grand Total			$22,381.60
*Per Trade Names and Alternative, Manufacturer Names are to be deemed as followed by the words "or Equal"						

9 Universal Service Program Restrictions and Invoicing

The Universal Service program has a number of restrictions on the use of the funds in order to collect discounts. The following restrictions are required for the district to receive the discounts on these services.

- Services and / or products will be limited to only those dealing with technical support of telecommunications and internal connections as specified in the latest version of FCC Document CC Docket No. 96—45 Schools and Libraries Eligibility List. Or the latest rules posted on the SLD web site (http://www.sl.universalservice.org. Any services and / or products not covered on the eligibility list must be covered under a separate contract and invoice.
- The services and / or products for which support is sought must be the delivery of services to the classrooms or other places of instruction at schools and libraries that meet the statutory definition of an eligible institution. Discounts are not available for internal connections in non-instructional buildings of a school or school district, or in administrative buildings of a library, to the extent that a library system has separate administrative buildings, unless those internal connections are essential for the effective transport of information to an instructional building of a school or to a non-administrative building of a library. 47 C.F.R. § 54.506
- All services / products must be performed / supplied during the respective E-Rate funding year.
- GigaKOM is experienced, competent and complies with all USAC and SLD policies, programs and requirements for invoicing and billing.

10 Special Notes and Conditions

Unless otherwise specified within the client bid or RFP, all implementations are based on a single deployment and installation. Additionally, it is assumed that all work and facilities will be done and available during normal working hours. Should multiple deployments be required, or sites and facilities not be available, additional fees may be applied.

GENERAL EXCLUSIONS

- Unless identified previously within the scope of work, this proposal is not inclusive of fire penetration sleeves, conduit, concrete cores and/or roof penetrations. If required for installation, additional charges will apply.
- Unless identified previously within the scope of work, GigaKOM will install racks in specified locations and in the appropriate manner. Additional charges will apply if the location is not structurally compliant with the installation requested and facilities work is needed.
- Unless identified previously within the scope of work, all existing conduit is expected to be free and clear of debris with an appropriate pull string provided. Additional charges will apply for debris removal or the fishing of conduit.
- Unless identified previously within the scope of work, this proposal is not inclusive of the removal and replacement of furniture during the installation, additional charges will apply, if necessary.
- Unless identified previously within the scope of work, this proposal is based upon normal working hours and does not included weekend or overtime. If weekend or overtime hours are required for this project, additional charges will apply.
- Unless identified previously within the scope of work, this proposal is not inclusive of a Lift rental. If a Lift is required, additional charges will apply.
- Unless identified previously within the scope of work, this proposal is not inclusive of additional labor time required for clean room environments. If clean room environments require special clothing, cleaning of tools, etc, additional charges will apply.
- Unless identified previously within the scope of work, this proposal is not inclusive of installing horizontal cable in a "sequential-by-building" fashion. If a "sequential-by-building" installation is required, this must be identified prior to cable installation and will require additional charges.

- Unless identified previously within the scope of work, this proposal is not inclusive of any voice or data cross-connects and/or patch cord installation. If cross-connects and/or patch cords are to be installed by GigaKOM, additional charges will apply.
- Unless identified previously within the scope of work, this proposal is not inclusive of any and all plywood backboards within each closet. If plywood backboards are required, additional charges will apply.
- Unless identified previously within the scope of work, cost associated with parking is not included within this proposal. If parking fees are required during the installation, additional charges will apply.
- Unless identified previously within the scope of work, cost associated with securing material on site is not included within this proposal. If adequate secured storage is not able to be provided by the Client, additional charges will apply.
- Unless identified previously within the scope of work, this proposal is based upon utilizing onsite trash receptacles for removal of trash debris. If trash receptacles are not made available, additional charges will apply.
- This proposal requires a minimum 2 weeks notice of installation for any and all modular furniture installed during this project. Additional charges may apply if notice of less than 2 weeks is provided.
- Unless identified previously within the scope of work, this proposal is based upon the Client providing all necessary Ring and String or Conduit necessary for each work station location. Additional charges will apply to each location requiring GigaKOM to provide ring and string or conduit.
- Unless identified previously within the scope of work, this proposal is not inclusive of GigaKOM providing temporary power or sanitary facilities. Additional charges will apply if required.
- Unless identified previously within the scope of work, this proposal is not inclusive of removing any and all existing cable or cable supports. Additional charges will apply if required.
- Telephone Vendor will be responsible for labeling any and all patch panels related to voice circuit extensions. GigaKOM will provide said Telephone Vendor with a Cut-Sheet for each cable location.
- A 25% restock fee will be charged for all returned items. Special order items are non-returnable.
- GigaKOM has several blanket endorsements included in its insurance policies. If separate endorsements are required, additional charges may apply.
- Parking on site shall be provided by client at no cost to GigaKOM
- A $250 fee will be billed to client for missed appointment, or site not ready for installation

Terms and Conditions

GigaKOM STANDARD TERMS AND CONDITIONS:

LABOR PAYMENT TERMS: Invoices shall be submitted weekly. Invoices are due and payable when submitted. A late payment charge of 1-1/2% per month (18% annually) may be applied to amounts outstanding ten days (10) days after the date of the statement.

EQUIPMENT PAYMENT TERMS: All payments are due upon receipt. For new accounts payments in full prior to shipping. Client agrees to pay finance charge on all over due balances.

INTEREST: If payment is not received by GigaKOM within 15 calendar days of the invoice date, the Client shall pay us interest an additional charge of one-and-one-half (1.5) percent (or the maximum allowable by law, whichever is greater) of the PAST DUE amount per month. Payment thereafter shall first be applied to accrued interest and then to the unpaid principal.

TAXES: Prices shown may not include all sales or other taxes imposed on the sale of goods and services. Taxes now or here after imposed upon sales or shipments shall be added to the purchase price. Buyer agrees to reimburse Seller for any such tax or provide Seller with acceptable tax exemption.

COLLECTION COSTS: In the event legal action is necessary to enforce the payment provisions of this Agreement, GigaKOM shall be entitled to collect from the Client any judgment or settlement sums due, reasonable attorneys' fees, court costs and expenses incurred by GigaKOM in connection therewith and, in addition, the reasonable value of GigaKOM time and expenses spent in connection with such collection action, computed at GigaKOM prevailing fee schedule and expense policies.

SUSPENSION OF SERVICES: If the Client fails to make payments when due or otherwise is in breach of this Agreement, GigaKOM may suspend performance of services upon five (5) calendar days notice to the Client. GigaKOM shall have no liability whatsoever to the Client for any costs or damages as a result of such suspension caused by any breach of this Agreement by the Client.

TERMINATION OF SERVICES: If the Client fails to make payment to GigaKOM in accordance with the payment terms herein, this shall constitute a material breach of this Agreement and shall be cause for termination by GigaKOM.

SET-OFF, BACKCHARGES DISCOUNTS: Payment of invoices is in no case subject to unilateral discounting or set-off by the Client, and payment is due regardless of suspension or termination of this Agreement by either party.

RISK OF LOSS OR DAMAGE: GigaKOM shall assume the risk of loss of, or damage to equipment and materials purchased hereunder until a carrier has received the shipment pursuant to a bill of lading (f.o.b. ship point), at which time the client assumes such risk.

MUTUAL INDEMNITY AND INSURANCE: Each party shall be responsible for, and hold the other party harmless from, any loss sustained by such party relating to death, bodily injury, or damage to tangible physical property which is caused by the negligent acts or omissions of that party's agents or employees. GigaKOM shall maintain, at all relevant times hereto, liability insurance coverage for bodily injury, death, and property damage in an amount no less than One Million Dollars ($1,000,000.00).

BOND: If required, GigaKOM shall furnish Client, in a form satisfactory to Client, full and duly executed Performance and Payment Bonds, underwritten by a surety or sureties satisfactory to the Client, in the amount requested by client. Cost of such bonds to be paid directly by Client.

ARBITRATION: All claims, disputes, and other matters in question arising out of, or relating to, this Contract or the breach thereof, shall be decided by arbitration in accordance with the Commercial Arbitration Rules of the American Arbitration Association, who shall also act as the arbitrators hereto. The award rendered by the arbitrator(s) shall be final, and judgment may be entered upon it in accordance with applicable California law. Notice of the demand for arbitration shall be filed in writing with the other party and with the American Arbitration Association. The demand for arbitration shall be made within a reasonable time after the claim, dispute, or other matter in question has arisen, but in no event shall it be made after substantial completion of the project for which this Contract is awarded. The forum for disputes hereunder shall be at American Arbitration Association in San Diego County, California.

LIABILITY: GigaKOM shall not, in any event be liable to client for incidental, consequential, or special damages claimed, including without limitation, lost business, lost profit or unavailability of all or part of any system.

WARRANTY (Limited): GigaKOM warrants the products installed under this agreement against defects in material and workmanship from a period of one year from project completion. GigaKOM shall repair or replace defective product during the warranty period with new or like new parts. Returned product becomes the property of GigaKOM when replaced. This warranty is void if installed product is abused, misused or altered. This warranty is exclusive and is Client's only remedy. Without limiting the generality of the foregoing limitations and disclaimers, while a system is not designed, sold, or intended to be used to detect, intercept, transmit or record oral or other communications of any kind, GigaKOM cannot control how the system and its components are used and, accordingly, GigaKOM does not warrantor represent, expressly or implicitly, that use of any software, licensed materials derived there from, will comply and conform to the requirements of Federal, State and or Local statutes, ordinances and *laws,* or that the use of the system will not violate the privacy rights of the third parties. You shall be solely responsible for using the system you the system in full compliance with applicable law and the rights of third parties. Further, regardless of any prior statements, representations, or course of dealings by any GigaKOM representatives, GigaKOM does not warrant or represent, expressly or implicitly, that any software, licensed materials, or use of any of the same will: result in the prevention of crime or hostile enemy action, apprehension or conviction of any perpetrator of any crime, military prosecution of any enemy force, or detection or neutralization of any criminal, combatant or threat; prevent any loss, death, injury, damage to property due to the discharge of a firearm or other weapon; in all cases detect and plot the location of all firearm discharges within the designated coverage area; the supplied network will remain in operation at all times or under all conditions, any and all warranties, express or implied, of fitness for high risk purposes requiring fail safe performance are hereby expressly disclaimed. You and GigaKOM each acknowledge and agree that the software, license materials, and the system are not consumer goods, and are not intended for sale to or use by or for personal, family or household use.

OWNERSHIP: GigaKOM shall retain ownership of all materials supplied until final payment for same is received. GigaKOM may retrieve from the Client's premises any material supplied where payment has not been tendered. The California Commercial Code shall govern this sale and this order shall not be assignable, and shall bind the representative and successors in interest of the parties.

LIENS: Seller may file a lien within 90 days after furnishing labor, materials, or services to a project as long as preliminary lien notice is sent to Buyer under the provisions of the Construction Lien Law of the state where services are rendered. The lien notice is no way intended to reflect the financial stability of the Buyer, but simply advises the Buyer of Seller's rights to file the lien if required.

RETURNS: Credit may be allowed for goods returned with prior approval and a confirmed return authorization form. A deduction will be made from any credit issued to cover the reasonable cost of handling and restocking charges.

DELAYS: Seller is not responsible for delays in delivery or installation occasioned by acts of God or other circumstances over which the Seller has no control.

MISCELLANEOUS: This Agreement constitutes the entire understanding of the parties with respect to the subject matter of this Agreement *and* merges all prior communications, representations, and agreements. This Agreement may be modified only by a written agreement signed by the parties. If any provision of this Agreement is held to be unenforceable for any reason, such provision shall be reformed only to the extent necessary to make it enforceable. This Agreement shall be construed under the laws of the State of California.

11 References

Below is an abbreviated list of similar support provided to K-12 clients

National School District
Joe Ferris, IT Supervisor, +1 (619) 336-7783, joe.ferris@national.k12.ca.us

- Provided services including network design, network architecture, project management and complete network maintenance services. Projects have included:
- Designed and installation of a central data center at the district office to support the school district, including facilities infrastructure; rack and cabinet work; cabling for entire Data Center and District Office, fiber optics for backbone; server hardware installation and configuration; operating system deployment, and virtualization services.
- Completed project to configure, install and implement Cisco, HPE equipment network upgrade District Wide
- Provided complete network forklift to install Cisco based network including routing, and switching for entire district.
- On completed multiple projects for hardware and software implementations for server upgrades
- Provided multiple years of complete network basic maintenance including hardware warranties, equipment management including IOS, security and patching, technical labor support and engineering services. Network support encompasses networking hardware, server support, cable plant and power systems.

"Excellent and timely client service, willingness to go the "extra mile" under difficult circumstances and outstanding knowledge base and experience".
"I highly recommend (GigaKOM) as a strategic partner, who values integrity, honesty and excellence."
National School District

Calexico Unified School District
Eduardo Perez, Director of IT, +1 (760) 768-3888, eduardop@calexico.k12.ca.us

- Designed and installation of a central Data Center at the district office to support the school district, including facilities infrastructure; rack and cabinet work; cabling to Access Points and backbone fiber cabling; server hardware installation and configuration; operating system deployment, and virtualization services
- Implemented Microsoft Active Directory Environment District Wide with Radius authentication for remote devices, and Microsoft Exchange environment
- Entire Network upgrade including over 60 servers, 250 switches, core routing and firewall services. Included design, project management, installation, configuration and on-going maintenance support.
- Provided multi-vendor network upgrade to include Cisco and HPE equipment to support a ShoreTel voice deployment.
- Cabling infrastructure design, installation, modifications and support.
- Completed project to upgrade old Wireless infrastructure network from Autonomous access point configuration to cloud based, multi-location network with Active Directory authentication
- Provided multiple years of complete network basic maintenance including hardware warranties, equipment management including IOS, security and patching, technical labor support and engineering services. Network support encompasses networking hardware, server support, cable plant and power systems. Other E-RATE eligible services

San Pasqual Valley Unified School District
Kish Curtis, Business Director, +1 (760) 572-2222 x2092, kcurtis@spvusd.org

- District-wide Cisco Hosted VoIP HCS VOIP Deployment – 800 + seats, network architecture design to support new VoIP system
- Redesign and deploy new Wireless Infrastructure with cloud- based solution
- Cabling for all site including fiber backbone, cabling to Access Points and classrooms
- Initial WAN and LAN design and deployment with ongoing support.
- HPE switch deployment and support District wide overhaul – both Access and Core deployments
- Provided multiple years of complete network basic maintenance including hardware warranties, equipment management including IOS, security and patching, technical labor support and engineering services. Network support encompasses networking hardware, server support, cable plant and power systems.

Holtville Unified School District
Mitchell Drye, IT Supervisor, +1 (760) 356-2974, mdrye@holtville.k12.ca.us

- Completed multiple rounds of network upgrades for switching and routing District Wide
- Designed, configured and installed complete Cisco Voice Over IP (VOIP) deployment for 5 locations. Provided ongoing maintenance and support.
- Cabling Architecture and Installation for WAN and LAN systems, including fiver optics backbone and cabling to classrooms

Arts in Action Charter
Stephanie Conde, Director, +1 (323) 266-4371, stephaniec@artsinactioncharter.org

- Initial WAN and LAN design and deployment
- Cabling project to Access Points and classrooms
- Wireless deployment and support
- HPE switch deployment and support School wide
- Provided multiple years of complete network basic maintenance including hardware warranties, equipment management including IOS, security and patching, technical labor support and engineering services. Network support encompasses networking hardware, server support, cable plant and power systems.

Merced County Office of Education
Dick Chai, Network Manager, +1(209) 381-6699

- Network maintenance services
- Network hardware design and deployment
- Support for multiple agencies

Tulare County Office of Education
Kevin Matteson, Network Services Manager, kevinm@tcoe.k12.ca.us

- Network maintenance services
- Network hardware design and deployment
- Support for multiple agencies

Mountain View School District
Andres Antilles, IT Support Services, +1 (626) 652-4027, aantiles@mtview.k12.ca.us

- District-wide hosted VOIP Cisco HCS Hosted VoIP deployment- over 1200+ seats
- Network maintenance services
- Network hardware design and deployment District Wide
- Active Directory implementation District wide including Microsoft Exchange
- Wireless installation and configuration to new cloud based solution

GIGAKOM

National School District
1500 N Avenue National City, CA 91950

[redacted]

August 7th, 2018

Andrej Komatina
GigaKOM
3615 Kearny Villa Road
Suite 201
San Diego, CA 92123

Dear Andrej Komatina,

On behalf of the National School District, we would like to take this opportunity to thank you and your entire staff for the excellent job you have done in providing support for our Cisco products through your CareKOM maintenance program and MonKOM network monitoring solution.

Your project managers and engineers have worked tirelessly to provide our students and staff with a solution that meets our immediate needs and will also grow with our future requirements. Your response times have been stellar and the GigaKOM team has always exhibited consistent, excellent customer service over the years. Greg Argendeli, Sasha Krstich and the rest of your team are extremely knowledgeable and always a pleasure to work with.

Thank you again for the professionalism and the expertise you have brought to our district, staff and students. You have proved to be a valuable partner to the National School District and we look forward to many more successful years in partnership.

Sincerely,

Joe Ferris

NSD Technology Services Supervisor

[redacted]

GIGAKOM

Calexico
Unified School District

August 7,2018

The Calexico Unified School District would like to thank you for the service you provided on the Aerohive Access Points project. The district-wide project was successful and completed within a timely manner. GIGAKOM was responsive throughout the project. Employees were always extremely professional in their communications with the district.

GIGAKOM has done a very good job and I would be happy to recommend your services to other organizations.

Thank you.
Eduardo Perez

GIGAKOM

SANTA MARIA JOINT UNION HIGH SCHOOL DISTRICT

From: Lazaro Sanchez
Date: August 29, 2018

GigaKOM was an excellent company to team up with, our school district had a strict requirement for e-rate purchases. GigaKOM's sales team understood our needs and went above and beyond to acquire our core equipment. GigaKom's install team composed of Chi and Sasha was greatly balanced. Their work was energizing and they were extremely motivated, personally committed to the job. During their three-day sting at SMJUHSD they worked long hours and made strides every day. Working with their team was an optimal experience, their dedication and promptness was refreshing. They were very knowledgeable in their field and able to conform to our needs. Thank you guys!

Thanks,

Lazaro Sanchez
Computer Network Tech II
Service
Request help@smjuhsd.org
Santa Maria Joint Union High School District • 2560 Skyway Dr. • Santa Maria • 93454 • CA

GIGAKOM

12 Appendices

- Contractor's License
- Summary of Insurance
- Small Business Certification
- CMAS Contracts -details at **https://goo.gl/XaDLCC**
- FCC Green Light Status

GIGAKOM

Contractor's License Detail for License # 910431

DISCLAIMER: A license status check provides information taken from the CSLB license database. Before relying on this information, you should be aware of the following limitations. (hide/show disclaimer)

- CSLB complaint disclosure is restricted by law (B&P 7124.6) If this entity is subject to public complaint disclosure, a link for complaint disclosure will appear below. Click on the link or button to obtain complaint and/or legal action information.
- Per B&P 7071.17 , only construction related civil judgments reported to the CSLB are disclosed.
- Arbitrations are not listed unless the contractor fails to comply with the terms of the arbitration.
- Due to workload, there may be relevant information that has not yet been entered onto the Board's license database.

Business Information

GIGAKOM
3615 KEARNY VILLA ROAD, 201
SAN DIEGO, CA 92123
Business Phone Number:(858) 769-5408

Entity Corporation
Issue Date 02/08/2008
Expire Date **02/29/2020**

License Status

This license is current and active.

All information below should be reviewed.

Classifications

C-7 - LOW VOLTAGE SYSTEMS

GIGAKOM

ACORD

CERTIFICATE OF LIABILITY INSURANCE

DATE (MM/DD/YYYY): 3/12/2018

THIS CERTIFICATE IS ISSUED AS A MATTER OF INFORMATION ONLY AND CONFERS NO RIGHTS UPON THE CERTIFICATE HOLDER. THIS CERTIFICATE DOES NOT AFFIRMATIVELY OR NEGATIVELY AMEND, EXTEND OR ALTER THE COVERAGE AFFORDED BY THE POLICIES BELOW. THIS CERTIFICATE OF INSURANCE DOES NOT CONSTITUTE A CONTRACT BETWEEN THE ISSUING INSURER(S), AUTHORIZED REPRESENTATIVE OR PRODUCER, AND THE CERTIFICATE HOLDER.

IMPORTANT: If the certificate holder is an ADDITIONAL INSURED, the policy(ies) must have ADDITIONAL INSURED provisions or be endorsed. If SUBROGATION IS WAIVED, subject to the terms and conditions of the policy, certain policies may require an endorsement. A statement on this certificate does not confer rights to the certificate holder in lieu of such endorsement(s).

PRODUCER	CONTACT NAME:
ALLIANT INSURANCE SERVICES INC/PHS 16578L P:(866) 467-8730 F:(888) 443-6112 PO BOX 33015 SAN ANTONIO TX 78265	PHONE (A/C, No, Ext): (866) 467-8730 FAX (A/C, No): (888) 443-6112 E-MAIL ADDRESS:

INSURER(S) AFFORDING COVERAGE	NAIC #
INSURER A: Sentinel Ins Co LTD	
INSURER B: Hartford Accident&Indemnity Co	
INSURER C: Hartford Ins Co of the Midwest	
INSURER D:	
INSURER E:	
INSURER F:	

INSURED

GIGAKOM, INC.
3615 KEARNY VILLA RD STE 201
SAN DIEGO CA 92123

COVERAGES **CERTIFICATE NUMBER:** **REVISION NUMBER:**

THIS IS TO CERTIFY THAT THE POLICIES OF INSURANCE LISTED BELOW HAVE BEEN ISSUED TO THE INSURED NAMED ABOVE FOR THE POLICY PERIOD INDICATED. NOTWITHSTANDING ANY REQUIREMENT, TERM OR CONDITION OF ANY CONTRACT OR OTHER DOCUMENT WITH RESPECT TO WHICH THIS CERTIFICATE MAY BE ISSUED OR MAY PERTAIN, THE INSURANCE AFFORDED BY THE POLICIES DESCRIBED HEREIN IS SUBJECT TO ALL THE TERMS, EXCLUSIONS AND CONDITIONS OF SUCH POLICIES. LIMITS SHOWN MAY HAVE BEEN REDUCED BY PAID CLAIMS.

INSR LTR	TYPE OF INSURANCE	ADDL INSR	SUBR WVD	POLICY NUMBER	POLICY EFF (MM/DD/YYYY)	POLICY EXP (MM/DD/YYYY)	LIMITS	
A	COMMERCIAL GENERAL LIABILITY CLAIMS-MADE [X] OCCUR [X] General Liab GEN'L AGGREGATE LIMIT APPLIES PER: POLICY [ ] PRO-JECT [X] LOC OTHER:			72 SBA TC1636	04/01/2018	04/01/2019	EACH OCCURRENCE	$2,000,000
							DAMAGE TO RENTED PREMISES (Ea occurrence)	$1,000,000
							MED EXP (Any one person)	$10,000
							PERSONAL & ADV INJURY	$2,000,000
							GENERAL AGGREGATE	$4,000,000
							PRODUCTS - COMP/OP AGG	$4,000,000
								$
B	AUTOMOBILE LIABILITY [X] ANY AUTO OWNED AUTOS ONLY [ ] SCHEDULED AUTOS [X] HIRED AUTOS ONLY [X] NON-OWNED AUTOS ONLY			72 UEC 087112	04/01/2018	04/01/2019	COMBINED SINGLE LIMIT (Ea accident)	$1,000,000
							BODILY INJURY (Per person)	$
							BODILY INJURY (Per accident)	$
							PROPERTY DAMAGE (Per accident)	$
								$
	UMBRELLA LIAB [ ] OCCUR EXCESS LIAB [ ] CLAIMS-MADE DED [ ] RETENTION $						EACH OCCURRENCE	$
							AGGREGATE	$
								$
C	WORKERS COMPENSATION AND EMPLOYERS' LIABILITY ANY PROPRIETOR/PARTNER/EXECUTIVE OFFICER/MEMBER EXCLUDED? (Mandatory in NH) [ ] If yes, describe under DESCRIPTION OF OPERATIONS below	N/A		72 WEC TR8478	04/01/2018	04/01/2019	[X] PER STATUTE [ ] OTH-ER	
							E.L. EACH ACCIDENT	$1,000,000
							E.L. DISEASE - EA EMPLOYEE	$1,000,000
							E.L. DISEASE - POLICY LIMIT	$1,000,000

DESCRIPTION OF OPERATIONS / LOCATIONS / VEHICLES (ACORD 101, Additional Remarks Schedule, may be attached if more space is required)

Those usual to the Insured's Operations.

CERTIFICATE HOLDER

GigaKOM
3615 KEARNY VILLA RD
SAN DIEGO, CA 92123

CANCELLATION

SHOULD ANY OF THE ABOVE DESCRIBED POLICIES BE CANCELLED BEFORE THE EXPIRATION DATE THEREOF, NOTICE WILL BE DELIVERED IN ACCORDANCE WITH THE POLICY PROVISIONS.

AUTHORIZED REPRESENTATIVE

Susan L. Castaneda

© 1988-2015 ACORD CORPORATION. All rights reserved.

The ACORD name and logo are registered marks of ACORD

GIGAKOM

Supplier Profile

State of California Certification

Certification ID: 40936

Legal Business Name
GIGAKOM

Doing Business As (DBA) Name1
GIGAKOM

Doing Business As (DBA) Name2

Office Phone Number
858/769-5408

Business Fax Number
858/769-5408

Business Web Address

Address
3615 Kearny Villa Road
Suite 201
SAN DIEGO
CA 92123

Email:
govplace@gigakom.com

Total No. of Employees
12

Business Types
Service

Notification Preference
Email

Service Areas
Alameda, Alpine, Amador, Butte, Calaveras, Colusa, Contra Costa, Del Norte, El Dorado, Fresno, Glenn, Humboldt, Imperial, Inyo, Kern, Kings, Lake, Lassen, Los Angeles, Madera, Marin, Mariposa, Mendocino, Merced, Modoc, Mono, Monterey, Napa, Nevada, Orange, Placer, Plumas, Riverside, Sacramento, San Benito, San Bernardino, San Diego, San Francisco, San Joaquin, San Luis Obispo, San Mateo, Santa Barbara, Santa Clara, Santa Cruz, Shasta, Sierra, Siskiyou, Solano, Sonoma, Stanislaus, Sutter, Tehama, Trinity, Tulare, Tuolumne, Ventura, Yolo, Yuba

View Keywords | View Classifications

Active Certifications

Certification Type	Status	From	To
SB	Approved	08/15/2018	08/31/2020

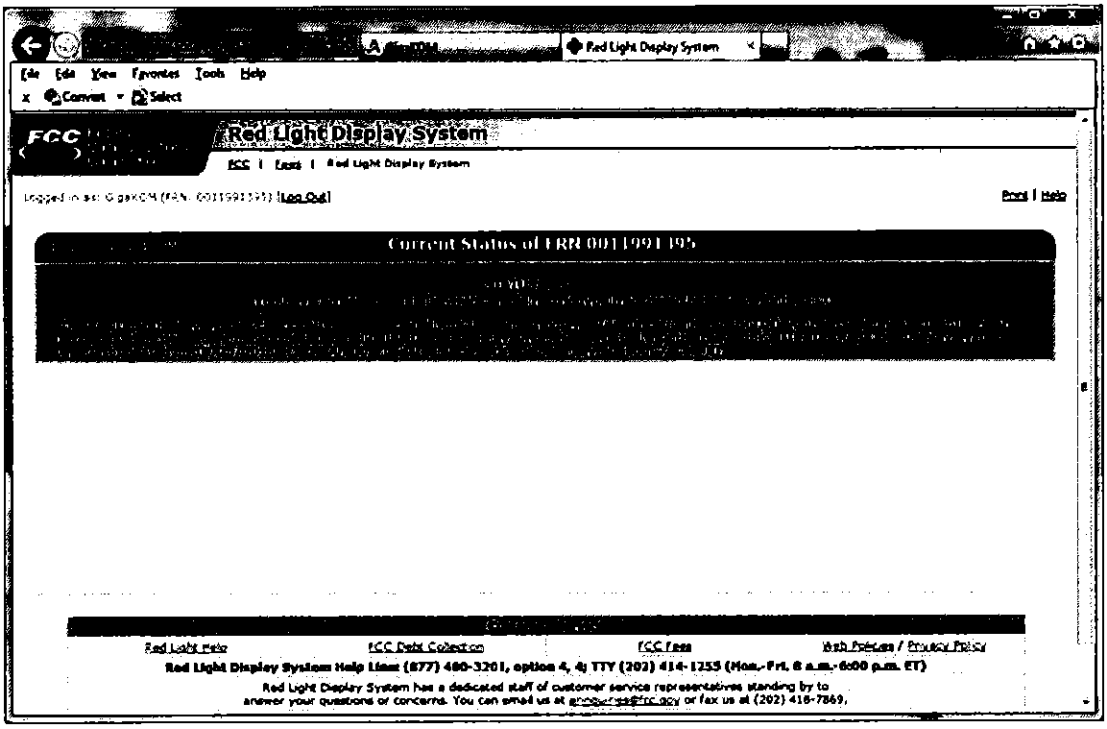
Red Light Display System
File Edit View Favorites Tools Help
Convert Select
FCC
Red Light Display System
FCC | Fees | Red Light Display System
Print | Help
Current Status of FRN 0011991195
Red Light Help
FCC Debt Collection
FCC Fees
Web Policies / Privacy Policy
Red Light Display System Help Line: (877) 480-3201, option 4, 4; TTY (202) 414-1255 (Mon.-Fri. 8 a.m.-6:00 p.m. ET)
Red Light Display System has a dedicated staff of customer service representatives standing by to answer your questions or concerns. You can email us at
or fax us at (202) 418-7869.

Newman-Crows Landing Unified School District
RESOLUTION #18-19/03
CLASSIFIED LAYOFF

WHEREAS, the Newman-Crows Landing District employs instructional aides to work with individual and small groups of children; primarily in the areas of reading, English, language arts and mathematics, as well as other academic subjects. In addition, the aide meets the goals of the Comprehensive Plan for Special Education; performs instructional, record keeping, and child care duties as needed; and does related work as required.

WHEREAS, the District provided instructional aide support for students at NCLUSD school sites who have indicated such a need, and, need

WHEREAS, the needs of the student have now changed in that the specific student served is no longer in need of such support, and no longer attending our school district at the conclusion of this 2018-2019 academic year.

WHEREAS, California Education Code provides for layoff of classified employees for lack of funds and/or lack of work, and there is a lack of work based upon the aforementioned reason.

WHEREAS, the changed needs of the district creates a lack of work.

NOW, THEREFORE BE IT RESOLVED THAT the following position, be eliminated due to lack of work:

- AD501 Classified – Instructional Aide – SSC- 10 hours per week

BE IT FURTHER RESOLVED THAT the Superintendent provide layoff notice and actions to all employees that may be affected by this action pursuant to provisions of law and bargained agreement.

BE IT ALSO RESOLVED that the reduction in services be effective the 3rd day of June, 2019.

PASSED AND ADOPTED by the Governing Board of the Newman-Crows Landing Unified School District of Stanislaus County this 11th day of March, 2019 by the following votes:

AYES:

NOES:

ABSTENTIONS:

ABSENT:

I HEREBY CERTIFY that the foregoing resolution was duly introduced, passed, and adopted at the time and place and by the vote stated.

_____ _____

Clerk of the Board Date