

SYNTHETIC TURF FIELD REPLACEMENT

AT

CLYDE A. ERWIN HIGH SCHOOL
60 LEES CREEK ROAD
ASHEVILLE, NC 28806

FOR

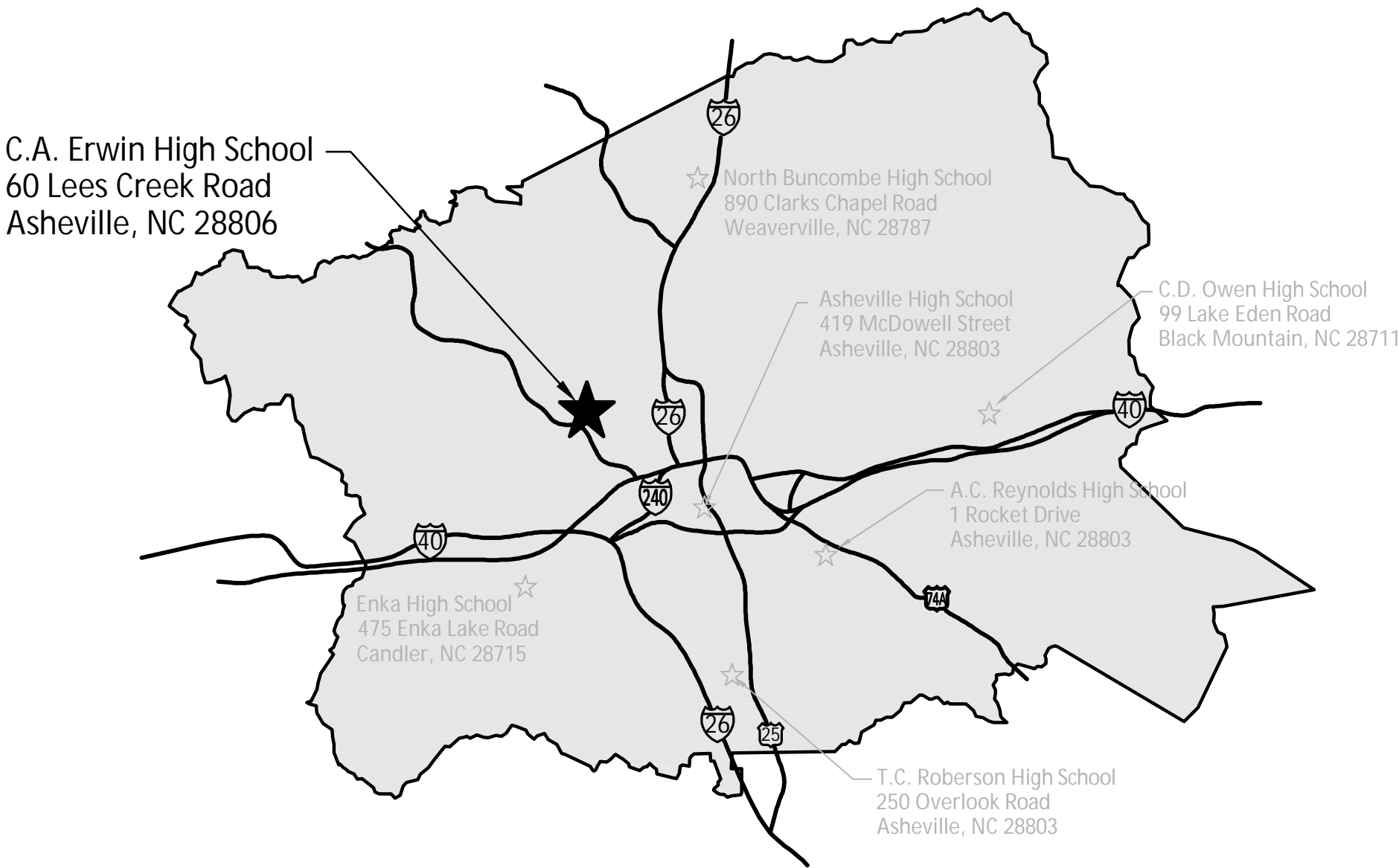
BUNCOMBE COUNTY SCHOOLS
175 BINGHAM ROAD
ASHEVILLE, NC 28806

CHA PROJECT NUMBER - 31080

CONSTRUCTION DRAWINGS - ISSUED FOR BID

MARCH 16, 2016

LOCATION MAP




Sheet List Table	
Sheet Number	Sheet Title
G-000	COVER SHEET
--	TOPOGRAPHIC SURVEY
SR-100	FIELD SITE PLAN
SR-150	FIELD UTILITY PLAN
SR-200	ATHLETIC FIELD RENDERING
SR-210	ATHLETIC FIELD STRIPING AND LAYOUT DETAILS
SR-220	ATHLETIC FIELD STRIPING AND LAYOUT DETAILS

DO NOT BREAK THESE DOCUMENTS INTO PARTS OR SUB-PARTS

BUNCOMBE COUNTY SCHOOLS, CHA CONSULTING, INC., AND ALL MEMBERS OF THE DESIGN TEAM SHALL NOT ACCEPT RESPONSIBILITY FOR THE SEPARATION OF THESE DOCUMENTS BY ANY ENTITY OF THE CONTRACTING INDUSTRY.

EACH CONTRACTING ENTITY SHALL BE RESPONSIBLE FOR ALL WORK RELATED TO THEIR TRADES WHEREVER THAT WORK MAY BE SHOWN WITHIN THE CONTRACT DOCUMENTS.

DO NOT DUPLICATE



CONTENT IS PROTECTED BY APPLICABLE LOCAL, STATE, AND FEDERAL LAWS AND SHALL REMAIN THE PROPERTY OF CHA CONSULTING, INC., AND ALL AFFILIATES, AS INSTRUMENTS OF SERVICE.


CONTRACTOR SHALL BE RESPONSIBLE FOR ALL QUANTITY TAKEOFFS. REFERENCES TO QUANTITIES INDICATED ON THESE PLANS SHALL BE FOR REFERENCE ONLY AND SHALL BE CONFIRMED BY CONTRACTOR DURING BIDDING PROCESS.

CONTRACTOR SHALL SECURE THE SERVICES OF A PRIVATE UTILITY LOCATE FIRM TO LOCATE, FLAG, AND DOCUMENT ALL EXISTING UNDERGROUND UTILITIES ON THE PROJECT SITE.

ALL UNDERGROUND UTILITY LOCATION INFORMATION SHALL BE OBTAINED BY THE CONTRACTOR PRIOR TO ANY EXCAVATION ON THE PROJECT SITE.

North Carolina 811
www.nc811.org

OWNER:
BUNCOMBE COUNTY SCHOOLS
ELEVATING YOUNG MINDS
175 BINGHAM ROAD
ASHEVILLE, NC 28806
PHONE: (828) 255-5916
FAX: (828) 255-5923



CLYDE A. ERWIN HIGH SCHOOL
60 LEES CREEK ROAD
ASHEVILLE, NC 28806

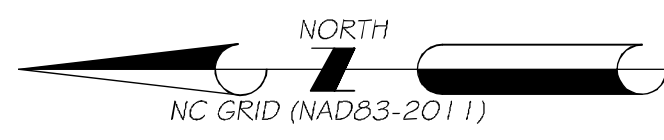
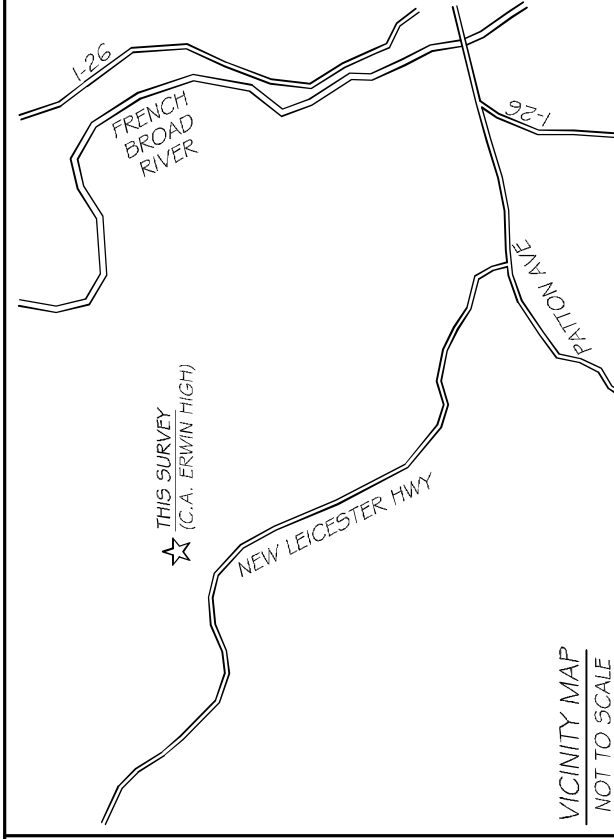
**SYNTHETIC TURF
FIELD REPLACEMENT**

No.	Date	Submittal / Revision	Appr'd. By

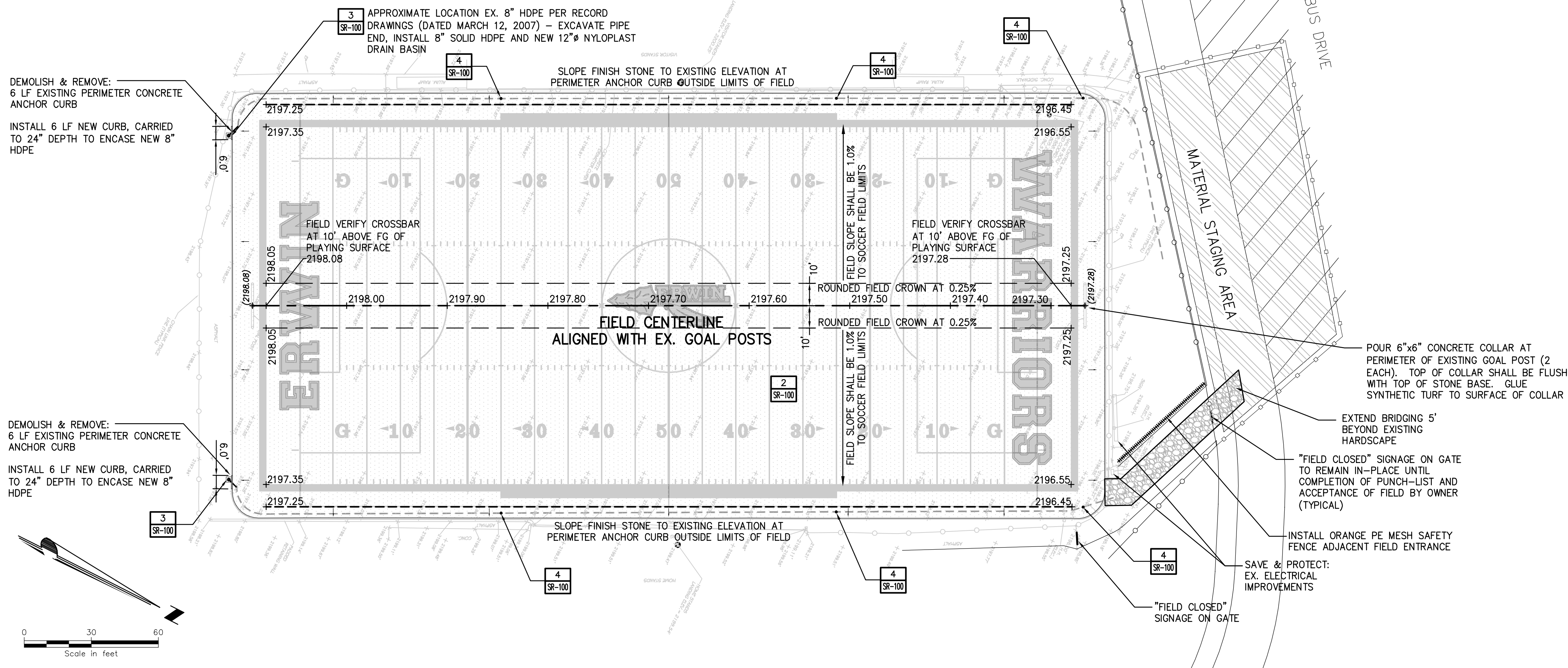
COVER SHEET		
Designed By: JCW	Drawn By: JCW	Checked By: EJO
Issue Date: 03/16/16	Project No: 31080	Scale: AS NOTED

Drawing No.:
G-000

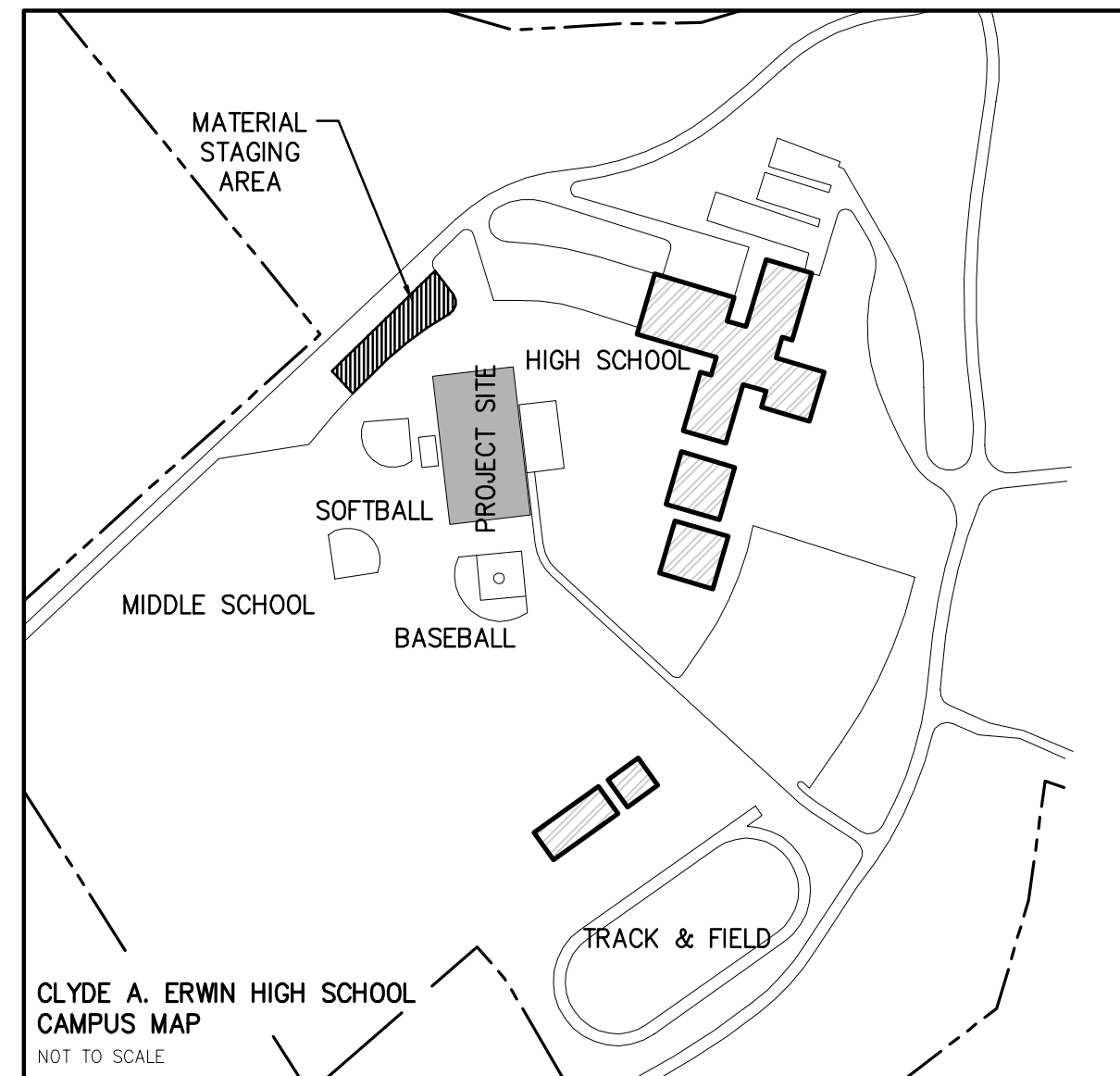
NOTES:
1) THIS PROPERTY IS NOT LOCATED IN A SPECIAL FLOOD HAZARD AREA AS DETERMINED BY THE FEDERAL EMERGENCY MANAGEMENT AGENCY PER I.I.R.M.#37009625003, DATED 10/06/2010.



USE OF OWNER'S EXISTING STADIUM SPORTS LIGHTING SYSTEM NOTES
ERWIN HIGH SCHOOL STADIUM SPORTS LIGHTING SYSTEM IS UNAVAILABLE FOR CONTRACTOR USE DURING THE CONSTRUCTION OF THIS PROJECT.



- MATERIAL STAGING AREA NOTES:
1. DO NOT BLOCK ACCESS TO THE FIELD.
 2. PROVIDE TEMPORARY EVENT FENCE FOR THE MATERIAL STAGING AREA IN QUANTITIES SUFFICIENT TO SECURE ALL MATERIAL STAGING NEEDS.
 3. CONNECT TEMPORARY FENCE TO EXISTING FENCE AT POST LOCATIONS. DO NOT THE TEMPORARY FENCE TO EXISTING FENCE FABRIC.



FIELD STONE BASE GENERAL NOTES

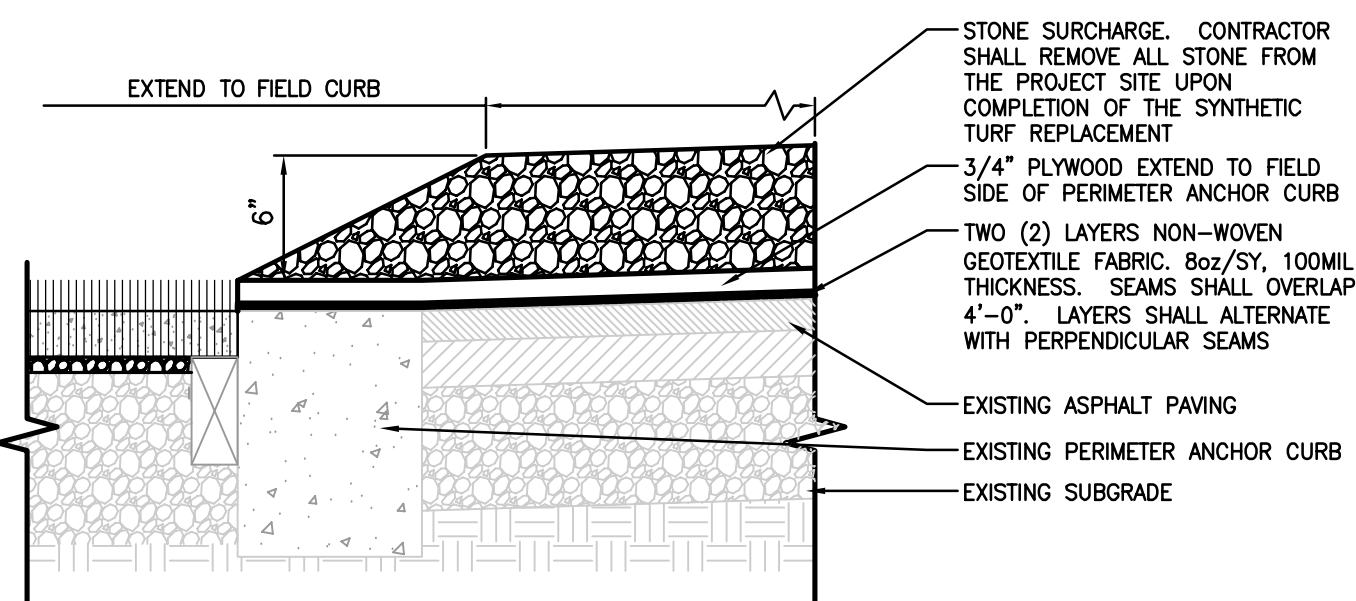
1. CONTRACTOR SHALL SAVE AND PROTECT EXISTING STONE BASE TO THE MAXIMUM EXTENT PRACTICAL.
2. CONTRACTOR SHALL INCLUDE IN THE BID PROPOSAL AN ALLOWANCE UNIT PRICE FOR SUPPLEMENTAL TOPPING STONE FOR ADJUSTMENT TO EXISTING STONE BASE SLOPES, GRADES AND PLANARITY. TOTAL QUANTITY TO BE INCLUDED IN THE BID PROPOSAL SHALL BE 230 TONS. AMOUNT USED IN EXCESS OF THE ALLOWANCE QUANTITY SHALL BE ADDED TO THE CONTRACT PRICE BY CHANGE ORDER. UNUSED QUANTITIES SHALL BE DEDUCTED FROM THE CONTRACT PRICE BY CHANGE ORDER.
3. TOPPING STONE, CONFORMING TO TECHNICAL SPECIFICATIONS, SHALL BE USED TO SUPPLEMENT THE EXISTING STONE BASE AND PROVIDE FIELD PLANARITY TO CONFORM TO TECHNICAL SPECIFICATIONS PRIOR TO INSTALLATION OF NEW SYNTHETIC TURF.
4. CONTRACTOR SHALL SUBMIT A CERTIFIED FIELD BASE SURVEY FOR REVIEW AND APPROVAL BY THE SPORTS FIELD DESIGNER/ENGINEER PRIOR TO INSTALLATION OF NEW SYNTHETIC TURF FIELD SURFACING.
5. ELEVATIONS SHOWN ARE FOR REFERENCE. CONTRACTOR SHALL FIELD VERIFY AND ESTABLISH CENTERLINE CROWN GRADE AND ELEVATION BETWEEN EACH GOAL POST TO CONFORM TO CORRECT ELEVATION RELATIVE TO EXISTING CROSSBAR HEIGHT (10') ABOVE PLAYING SURFACE AND SMOOTH CONSISTENT CROWN. CONTRACTOR SHALL ESTABLISH GRADES OF GAME FIELD SIDELINES AND ENDLINES BASED ON ACTUAL CENTERLINE ELEVATIONS WITH FIELD CROSS-SLOPES OF 1.0%. STONE BASE SHALL BE SLOPED TO MATCH EXISTING ELEVATION AT EXISTING PERIMETER CONCRETE ANCHOR CURB OUTSIDE THE LIMITS OF THE GAME FIELDS.

ATHLETIC FIELD GAME LINES, MARKINGS & LOGO GENERAL NOTES

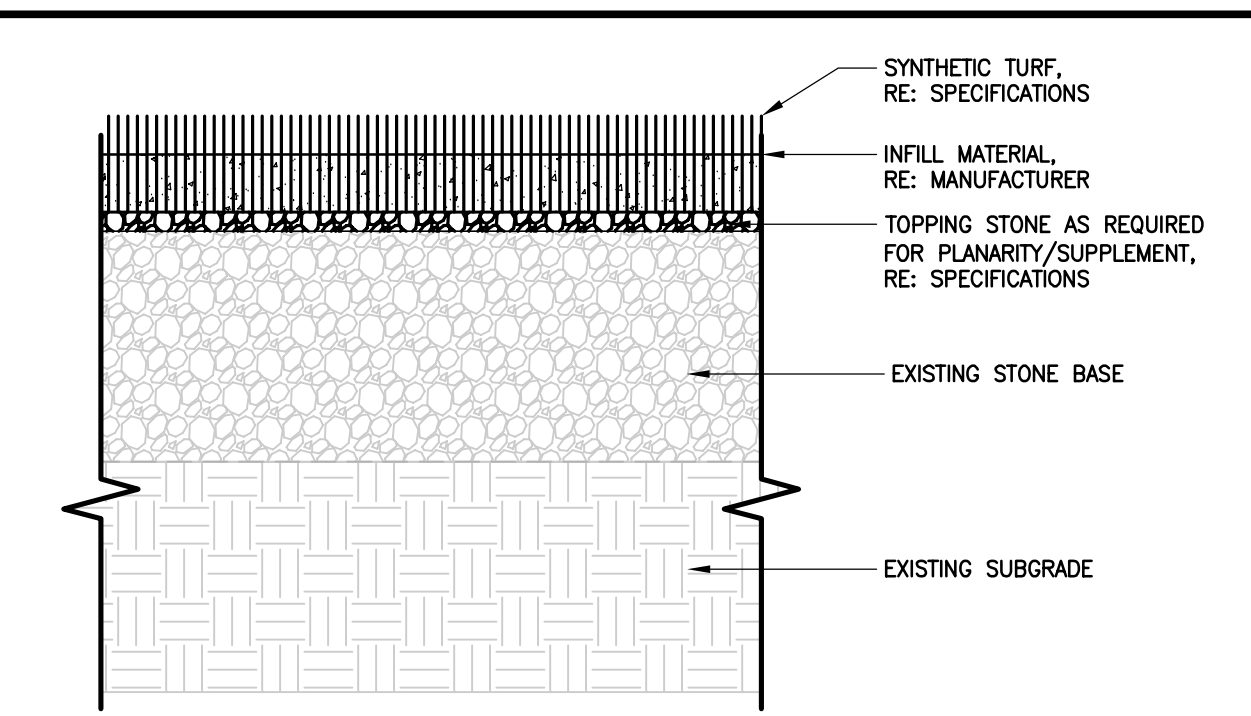
1. ALL COMPONENTS OF THE TURF SYSTEM SHALL CONFORM TO THE CONTRACT DOCUMENT REQUIREMENTS.
2. FOOTBALL FIELD GAME LINES SHALL BE CENTERED UPON THE LOCATIONS OF THE EXISTING GOAL POSTS. FIELD INSTALLATION SHALL BE FIELD VERIFIED TO CONFORM TO EXISTING FOOTBALL GOAL POST CROSSBAR LOCATION, ORIENTATION, AND VERTICAL DIMENSION RELATIVE TO END LINE OF FOOTBALL FIELD.
3. ALL GAME LINES ARE BASED ON LOCATION OF FOOTBALL FIELD GAME LINES.
4. FOOTBALL FIELD SHALL EMPLOY A SINGLE TURF COLOR (FIELD GREEN) WITH EACH ENDZONE INFILL BEING GRAPHITE GRAY (PMS 432c).
5. FIELD MARKINGS IN ORDER OF DOMINANCE:
 - 5.1. FOOTBALL FIELD - WHITE (#1000)
 - 5.2. SOCCER FIELD - RED (#5300)
6. 50 YARD LINE / MIDFIELD AND 20-YARD LINES SHALL BE STACKED 2" RED, 4" WHITE, 2" RED TUFTED LINE.
7. FOOTBALL FIELD YARD LINE NUMBERS SHALL BE GETTY / PRO STYLE, WHITE FIELD WITH 3" RED BORDER.
8. YARD LINES, SIDE LINES, GOAL LINES, END LINES, COACHES AREA / TEAM BOX AND OTHER LINES SHALL BE TUFTED TO THE MAXIMUM EXTENT PRACTICAL.
9. FOOTBALL SIDE LINES, EXCLUSIVE OF RESTRICTED AREA, SHALL BE A 2-PART SIDE LINE WITH TOTAL WIDTH OF 36" AND COMPRISED OF A 4" WHITE SIDE LINE ON INBOUNDS SIDE AND A 32" RED SIDE LINE TO THE OUTSIDE.
10. TUFTED LINES SHALL BE LOCATED IN THE CENTER-THIRD PORTION OF THE TURF ROLL, TO THE MAXIMUM EXTENT PRACTICAL, TO PREVENT DEFORMATION OF LINES DURING TURF SYSTEM INSTALLATION.
11. ALL TURF ROLLS SHALL BE 15'-0" IN WIDTH UNLESS APPROVED, IN WRITING, BY THE SPORTS FIELD DESIGNER.
12. ROLL REMNANTS ARE ACCEPTABLE FOR USE IN AREAS AS APPROVED, IN WRITING, BY THE SPORTS FIELD DESIGNER.
13. WHERE FIELD GAME LINES INTERSECT LOGOS AND ENDZONE MARKINGS PROVIDE 1/2" (2 WIRES) OF GRAPHITE GRAY (PMS 432c).
14. LOGOS AND ARTWORK SHALL BE OBTAINED FROM THE OWNER FOR FORMAL APPROVAL AND FABRICATION.
15. ALL TURF COLORS, FIELD AND BRAND MARKINGS SHALL BE SUBMITTED AND APPROVED PRIOR TO ANY FABRICATION.

SITE AND PROJECT GENERAL NOTES

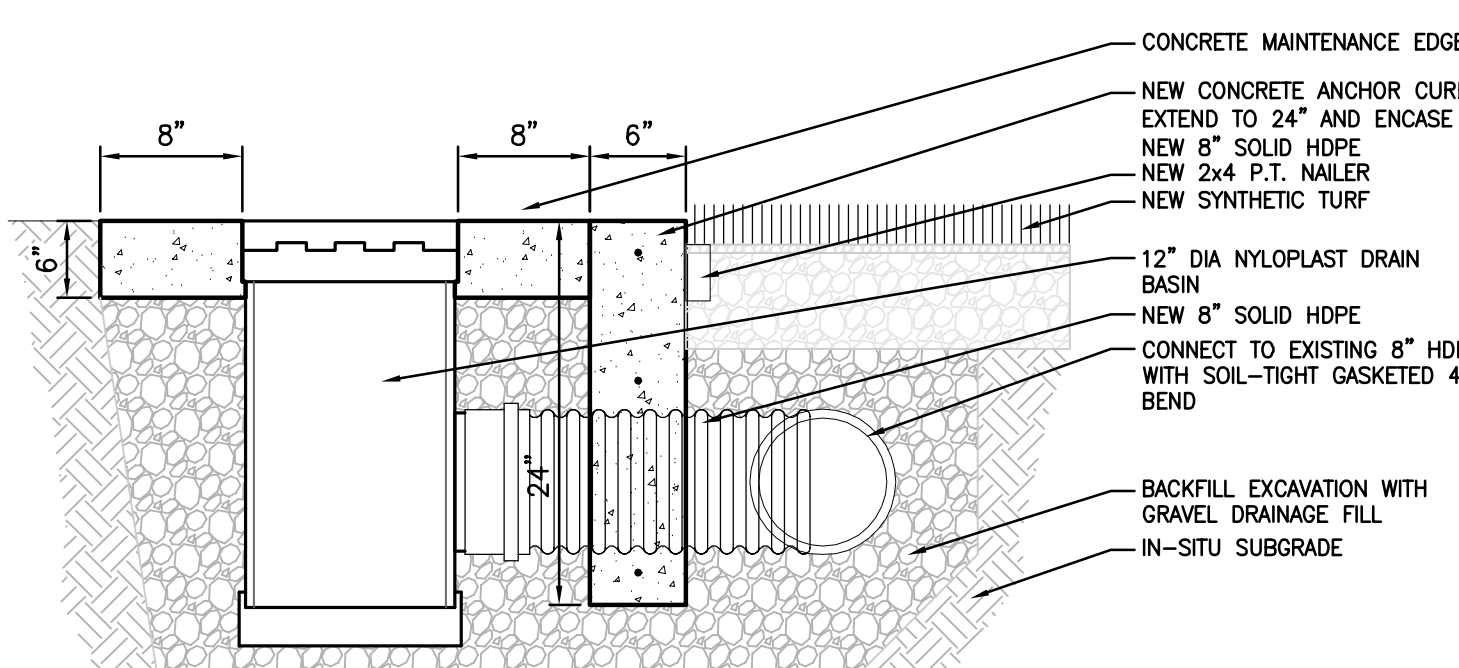
1. MATERIAL, EQUIPMENT, OR OTHER FEATURES REQUIRED FOR THE COMPLETION OF THIS PROJECT SHALL NOT BE STORED, LEFT UNATTENDED OR UNSECURED OUTSIDE AREAS DESIGNATED FOR CONTRACTOR USE BY BUNCOMBE COUNTY SCHOOLS OR CLYDE A. ERWIN HIGH SCHOOL ADMINISTRATION.
2. CONTRACTOR SHALL BE SOLELY RESPONSIBLE FOR TEMPORARY STORAGE AREAS AND SECURITY OF STORAGE AREAS AND MAKE THE NECESSARY PROVISIONS TO SECURE AND PROTECT ALL EQUIPMENT AND MATERIALS DELIVERED TO THE PROJECT SITE FOR THIS PROJECT.
3. ALL SURPLUS MATERIAL, WASTE, PACKAGING AND DEBRIS GENERATED BY THE PROJECT SHALL BE REMOVED FROM THE PROJECT SITE AND DISPOSED IN ACCORDANCE WITH REGULATIONS GOVERNING SUCH DISPOSAL, AT NO ADDITIONAL COSTS TO THE OWNER.
4. CONTRACTOR SHALL SAVE AND PROTECT ALL EXISTING IMPROVEMENTS AND APPURTENANCES ON THE CAMPUS OF CLYDE A. ERWIN HIGH SCHOOL THROUGHOUT CONSTRUCTION ON THE PROJECT.
5. THESE CONSTRUCTION DOCUMENTS ARE BASED ON COORDINATES AND ELEVATIONS SHOWN ON THE SURVEY PROVIDED TO CHA CONSULTING, INC. BY BUNCOMBE COUNTY SCHOOLS. SURVEY COMPLETED BY McABEE & ASSOCIATES, P.A.; 3 McABEE TRAIL; FAIRVIEW, NC 28730; P: 828-628-1295; W: WWW.McABEESURVEY.COM.



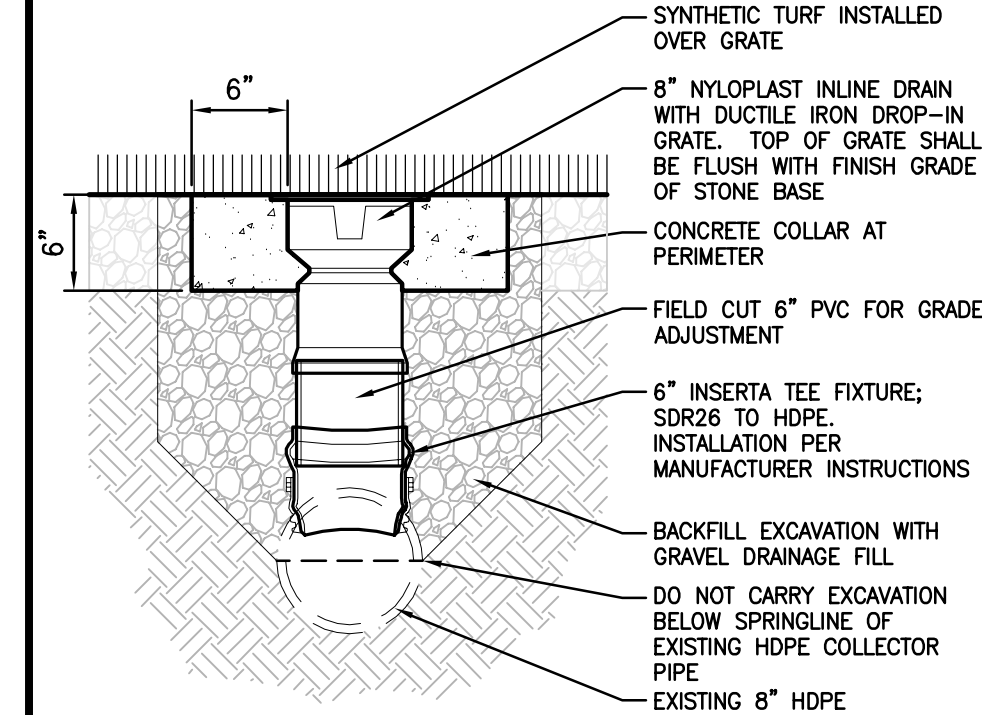
1 PROTECTIVE BRIDGING
NOT TO SCALE



2 SYNTHETIC TURF DETAIL
NOT TO SCALE



3 NYLOPLAST DRAIN BASIN
NOT TO SCALE



4 NYLOPLAST IN-LINE DRAIN ADAPTER
NOT TO SCALE

DO NOT BREAK THESE DOCUMENTS INTO PARTS OR SUB-PARTS

BUNCOMBE COUNTY SCHOOLS, CHA CONSULTING, INC., AND ALL MEMBERS OF THE DESIGN TEAM SHALL NOT ACCEPT RESPONSIBILITY FOR THE SEPARATION OF THESE DOCUMENTS BY ANY ENTITY OF THE CONTRACTING INDUSTRY.

EACH CONTRACTING ENTITY SHALL BE RESPONSIBLE FOR ALL WORK RELATED TO THEIR TRADES WHEREVER THAT WORK MAY BE SHOWN WITHIN THE CONTRACT DOCUMENTS.

DO NOT DUPLICATE

CONTENT IS PROTECTED BY APPLICABLE LOCAL, STATE, AND FEDERAL LAWS AND SHALL REMAIN THE PROPERTY OF CHA CONSULTING, INC., AND ALL AFFILIATES, AS INSTRUMENTS OF SERVICE.

CONTRACTOR SHALL BE RESPONSIBLE FOR ALL QUANTITY TAKEOFFS. REFERENCES TO QUANTITIES INDICATED ON THESE PLANS SHALL BE FOR REFERENCE ONLY AND SHALL BE CONFIRMED BY CONTRACTOR DURING BIDDING PROCESS.

CONTRACTOR SHALL SECURE THE SERVICES OF A PRIVATE UTILITY LOCATE FIRM TO LOCATE, FLAG, AND DOCUMENT ALL EXISTING UNDERGROUND UTILITIES ON THE PROJECT SITE.

ALL UNDERGROUND UTILITY LOCATION INFORMATION SHALL BE OBTAINED BY THE CONTRACTOR PRIOR TO ANY EXCAVATION ON THE PROJECT SITE.



CLYDE A. ERWIN HIGH SCHOOL
60 LEES CREEK ROAD
ASHEVILLE, NC 28806

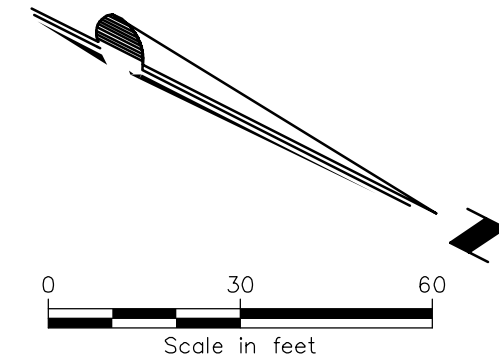
SYNTHETIC TURF
FIELD REPLACEMENT

No.	Submittal / Revision	App'd. By	Date

FIELD SITE PLAN

Designed By: JCW	Drawn By: JCW	Checked By: EJO
Issue Date: 03/16/16	Project No.: 31080	Scale: AS NOTED

Drawing No.:
SR-100



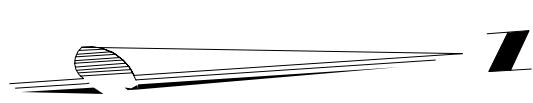
1



2

North Carolina 811
www.nc811.org

TOTAL SYNTHETIC TURF FIELD SURFACING:
APPROXIMATELY 73,990 SF



VISITOR BLEACHER SEATING
FOR REFERENCE

CONCRETE ANCHOR CURB
FOR REFERENCE

GOAL POST
FOR REFERENCE

CONCRETE ANCHOR CURB
FOR REFERENCE

GOAL POST
FOR REFERENCE

FIELD GREEN
(#8200)

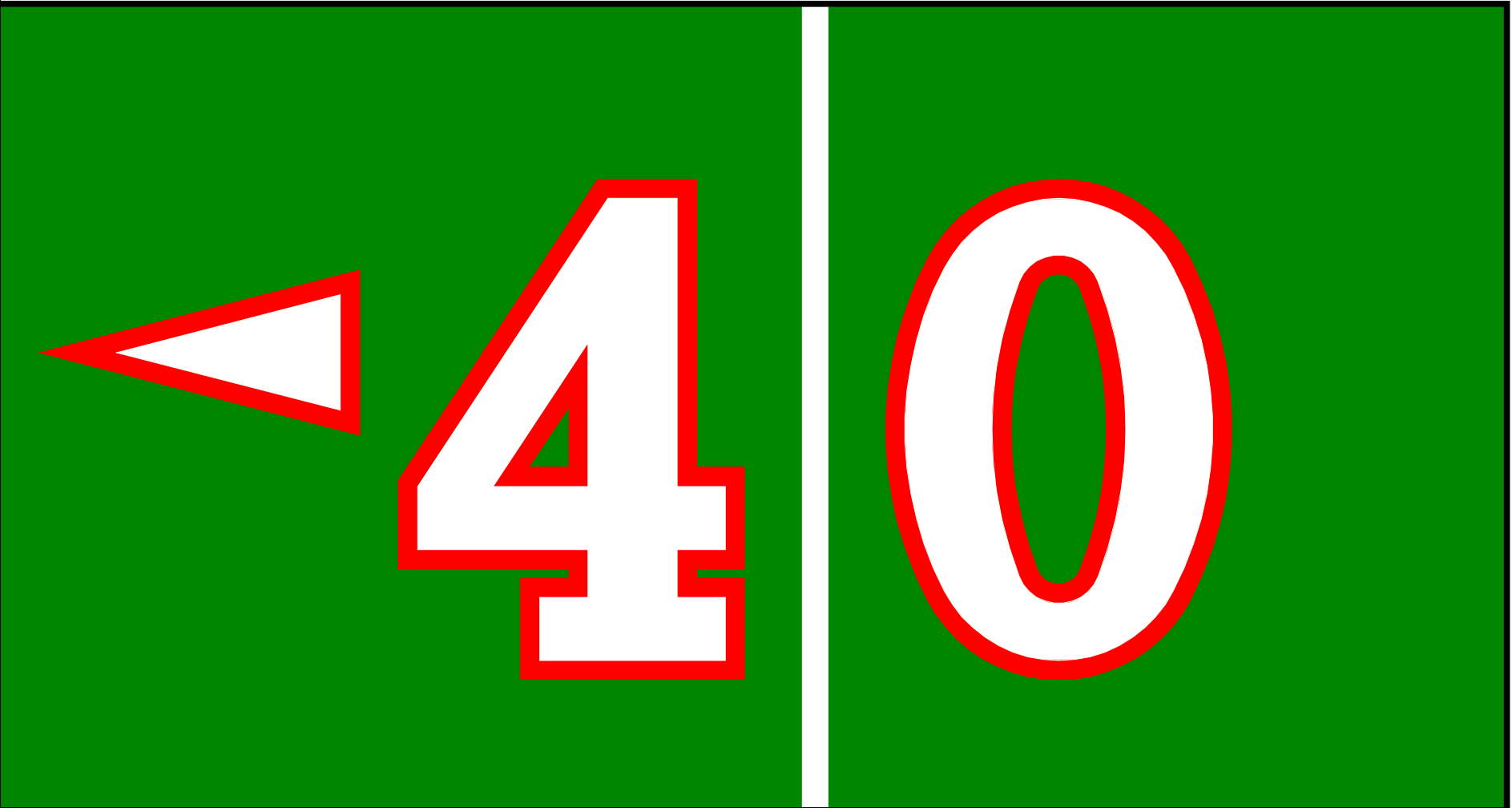

GRAPHITE
(PMS 432c)

RED
(#5300)

WHITE
(#1000)

BLACK
(#9999)

HOME BLEACHER SEATING
FOR REFERENCE



1 MIDFIELD LOGO – FOR REFERENCE
SCALE: 1/8" = 1'-0"

2 ENDZONE GRAPHICS – FOR REFERENCE
SCALE: 1" = 20.0'

3 YARD LINE NUMBER – FOR REFERENCE
SCALE: 1/2" = 1'-0"



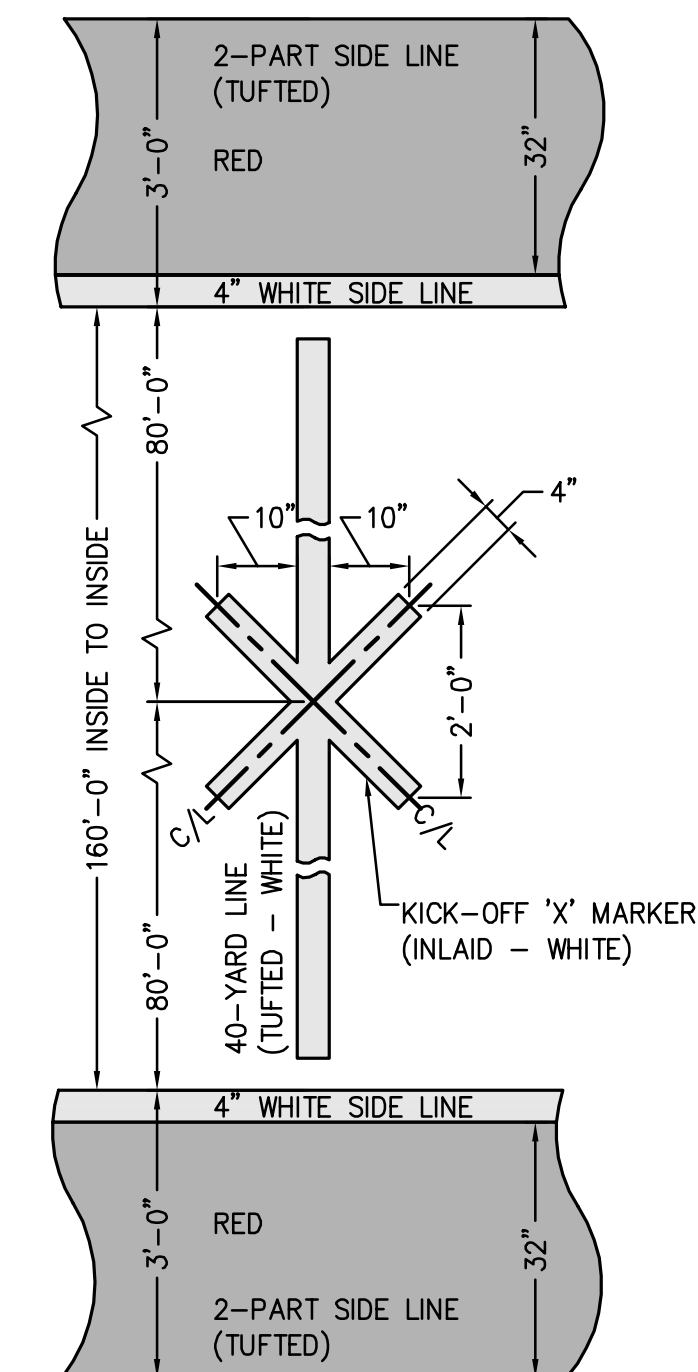
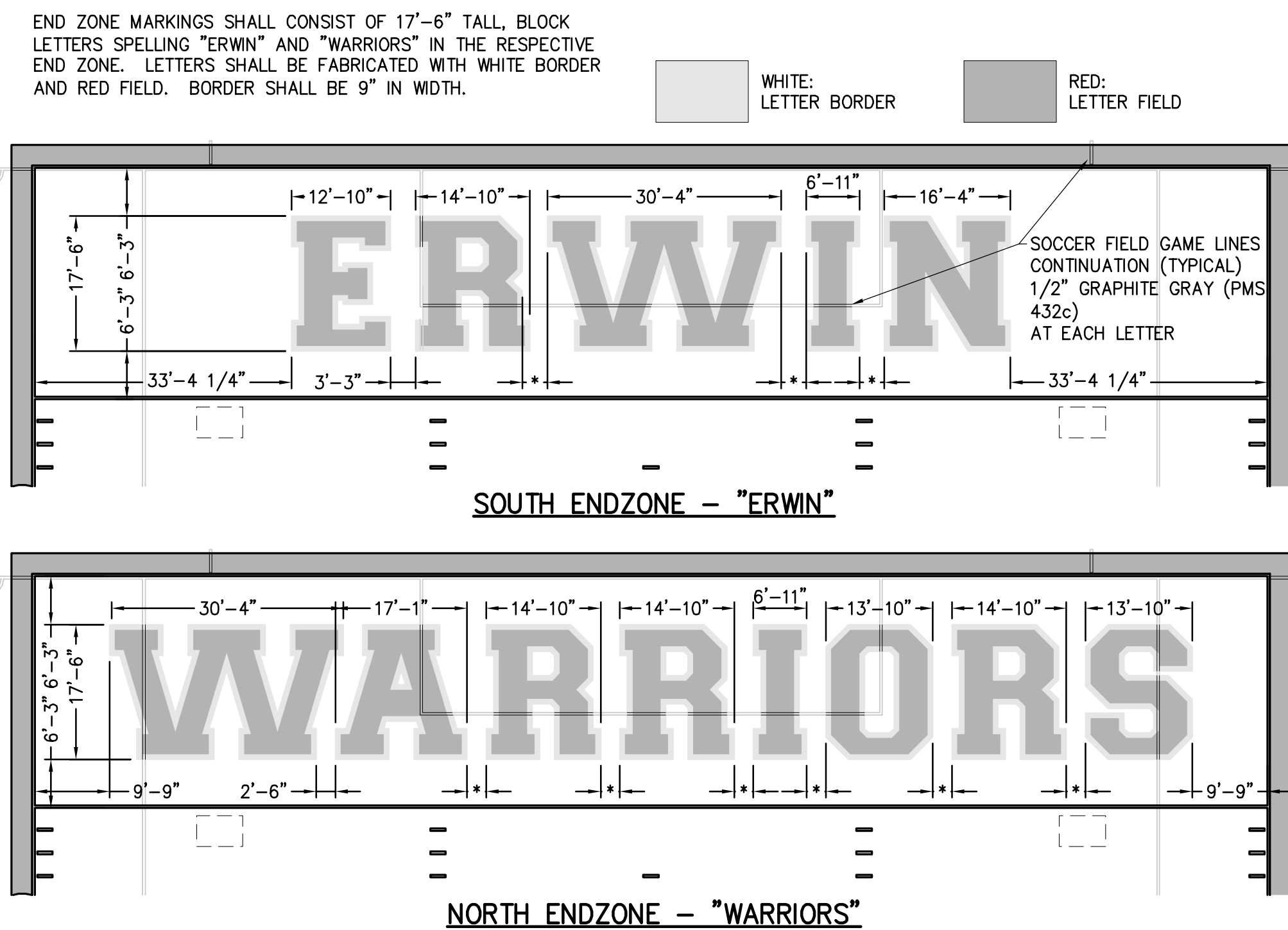
No.	Submit / Revision	Appr. By	Date

ATHLETIC FIELD
RENDERING

Designed By: JCW	Drawn By: JCW	Checked By: EJO
Issue Date: 03/16/16	Project No: 31080	Scale: AS NOTED

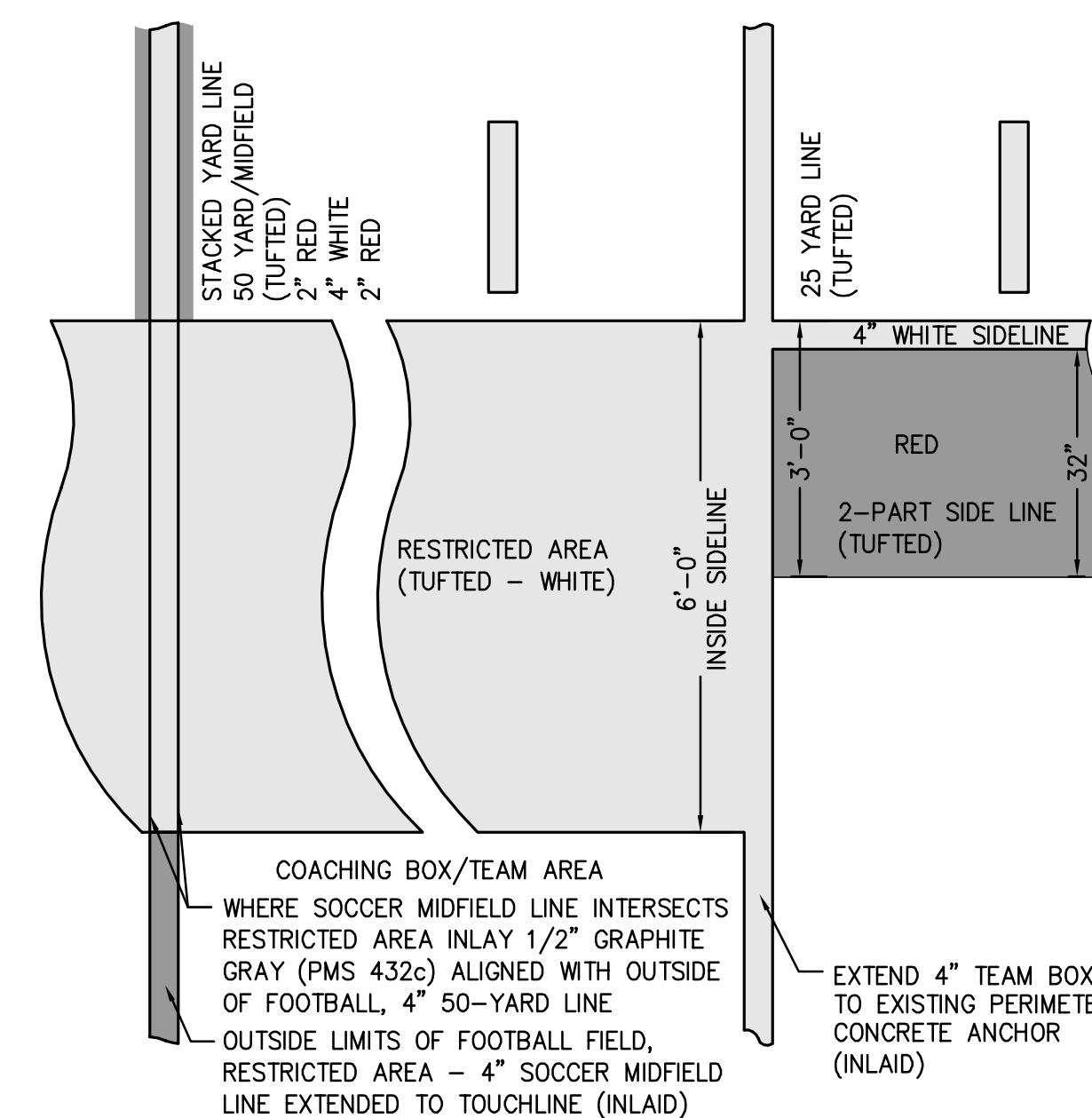
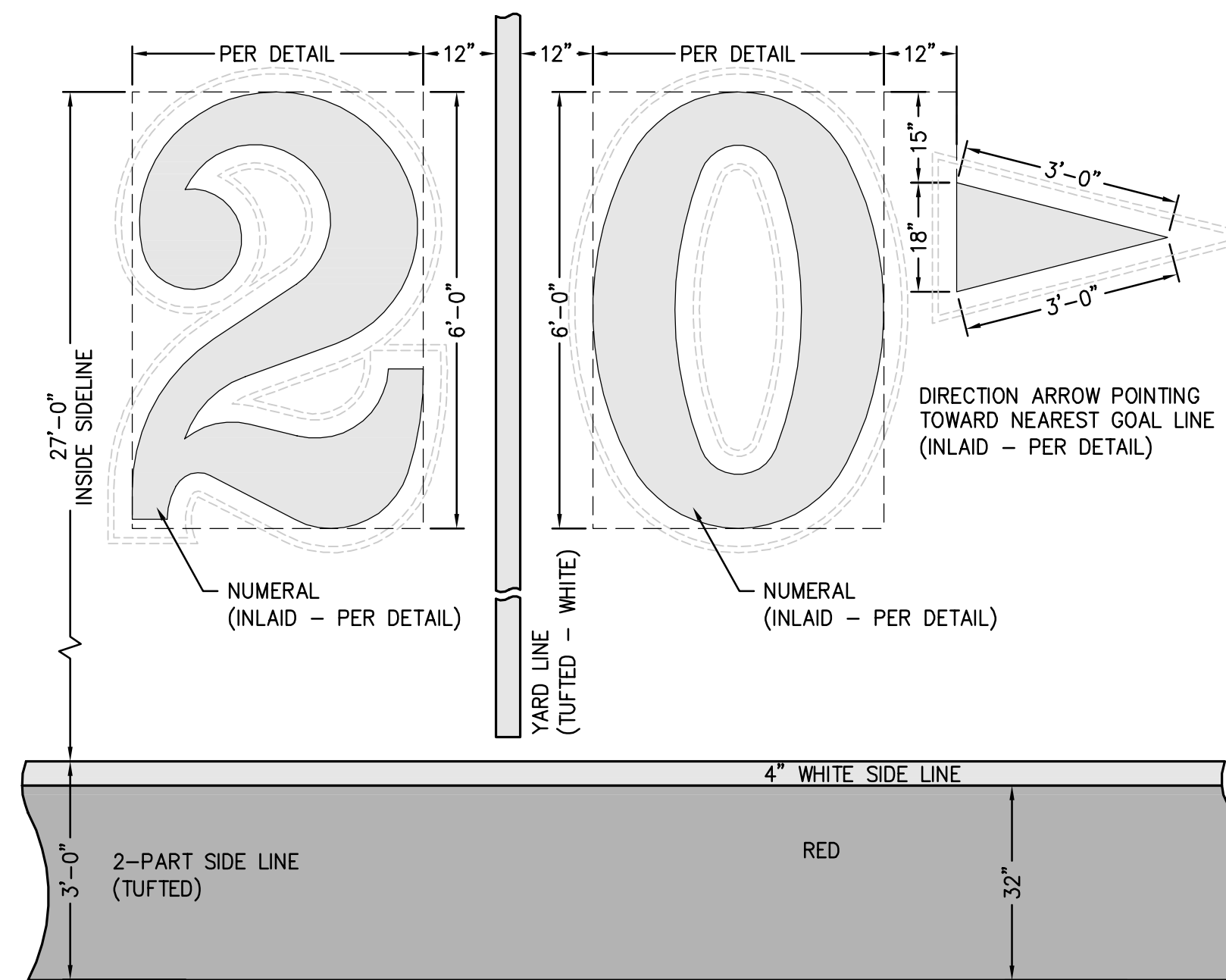
Drawing No.:
SR-200

File: V:\PROJECTS\ANY\K4\31080\CADD\ACAD\31080-ERWIN.SP-200.DWG
Saved: 3/7/2016 5:44:05 PM Plotted: 3/16/2016 11:19:00 AM Current User: White, James LastSavedBy: 4910



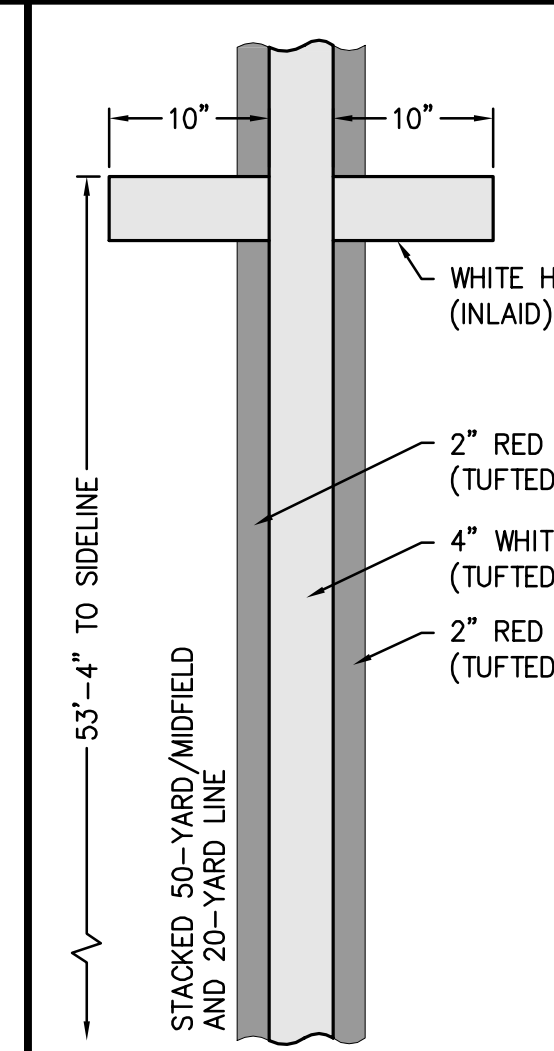
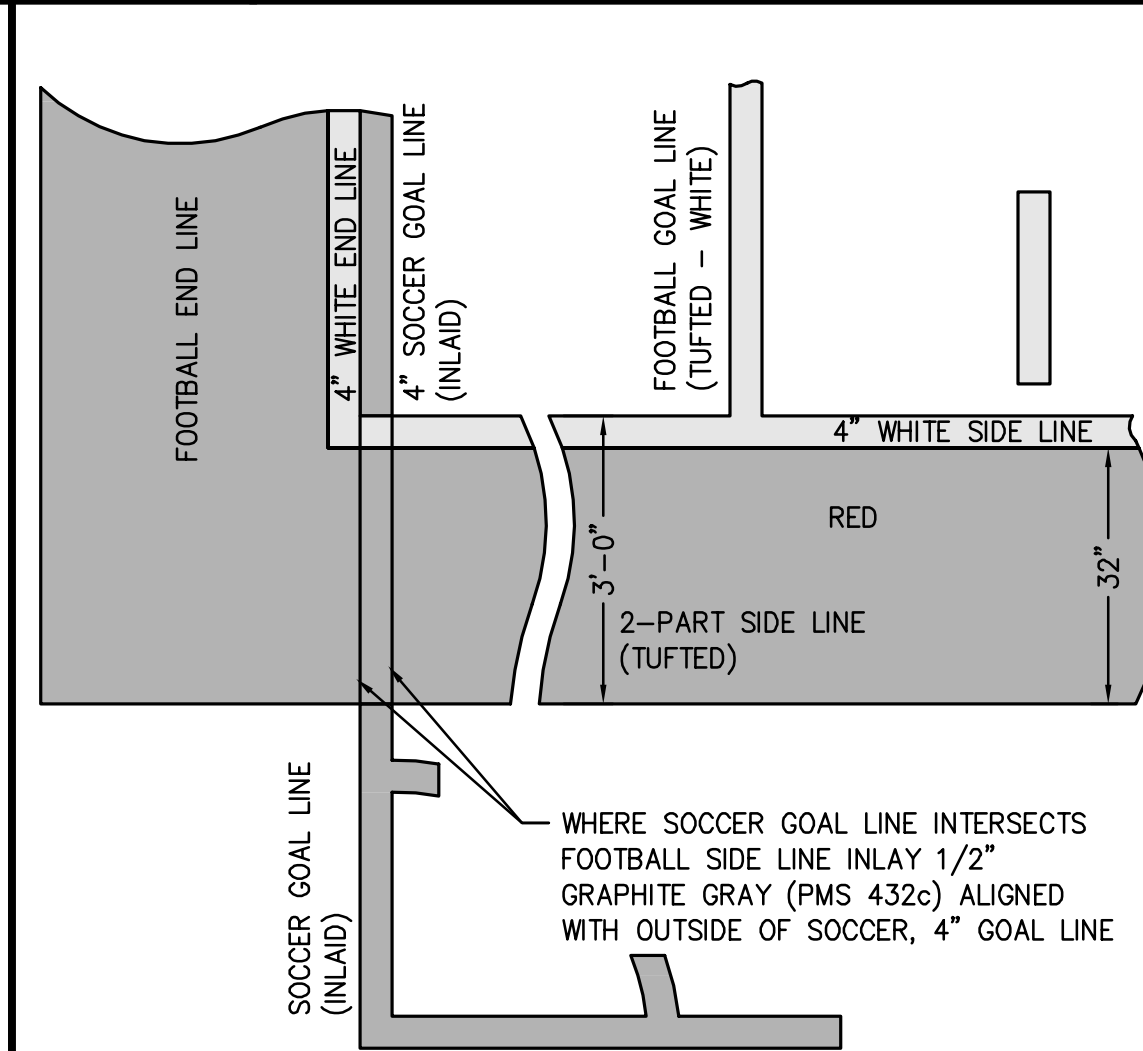
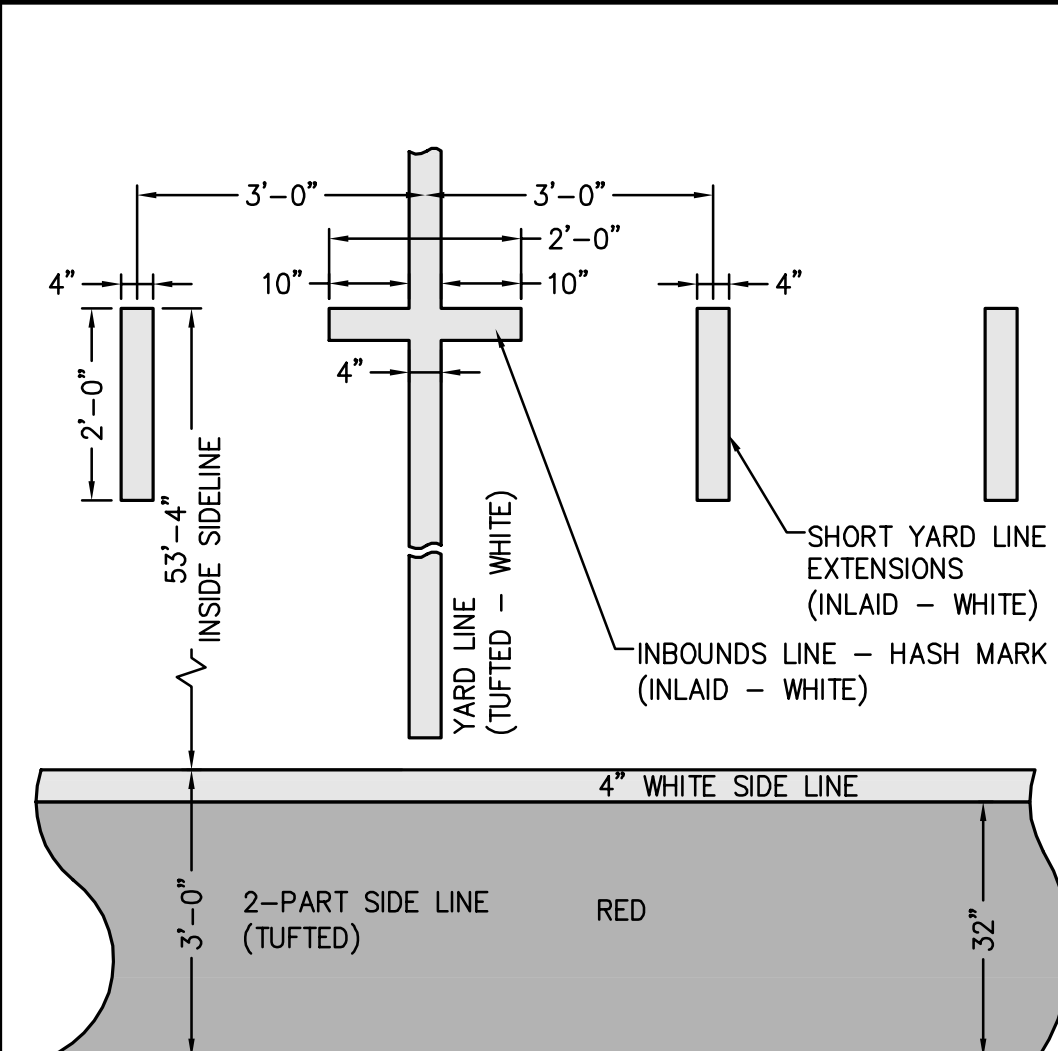
2. ENDZONE MARKINGS AND LAYOUT

SCALE: $1/2'' = 1'-0''$



5	YARD LINE NUMBERING
---	---------------------

SCALE: $1/2" = 1'-0"$



6	RESTRICTED AREA, COACHING BOX, TEAM AREA, SIDELINE, MIDFIELD
---	--

SCALE: 1/2" = 1'-0"

Q	INBOUNDS LINE, HASH MARK
---	--------------------------

SCALE: $1/2" = 1'-0"$

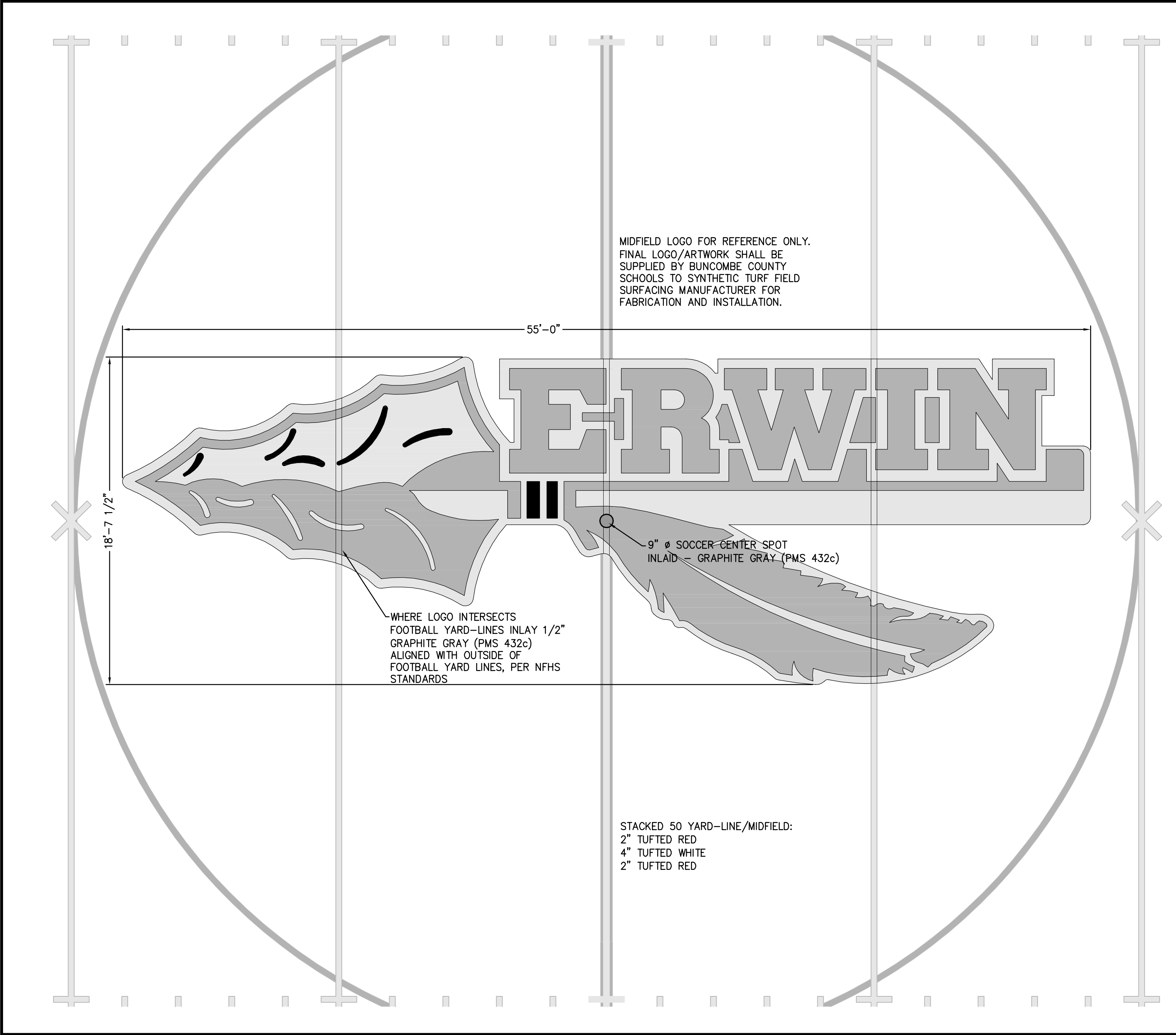
10	STACKED FIELD LINE
----	--------------------

SCALE: 1/2" = 1'-0"

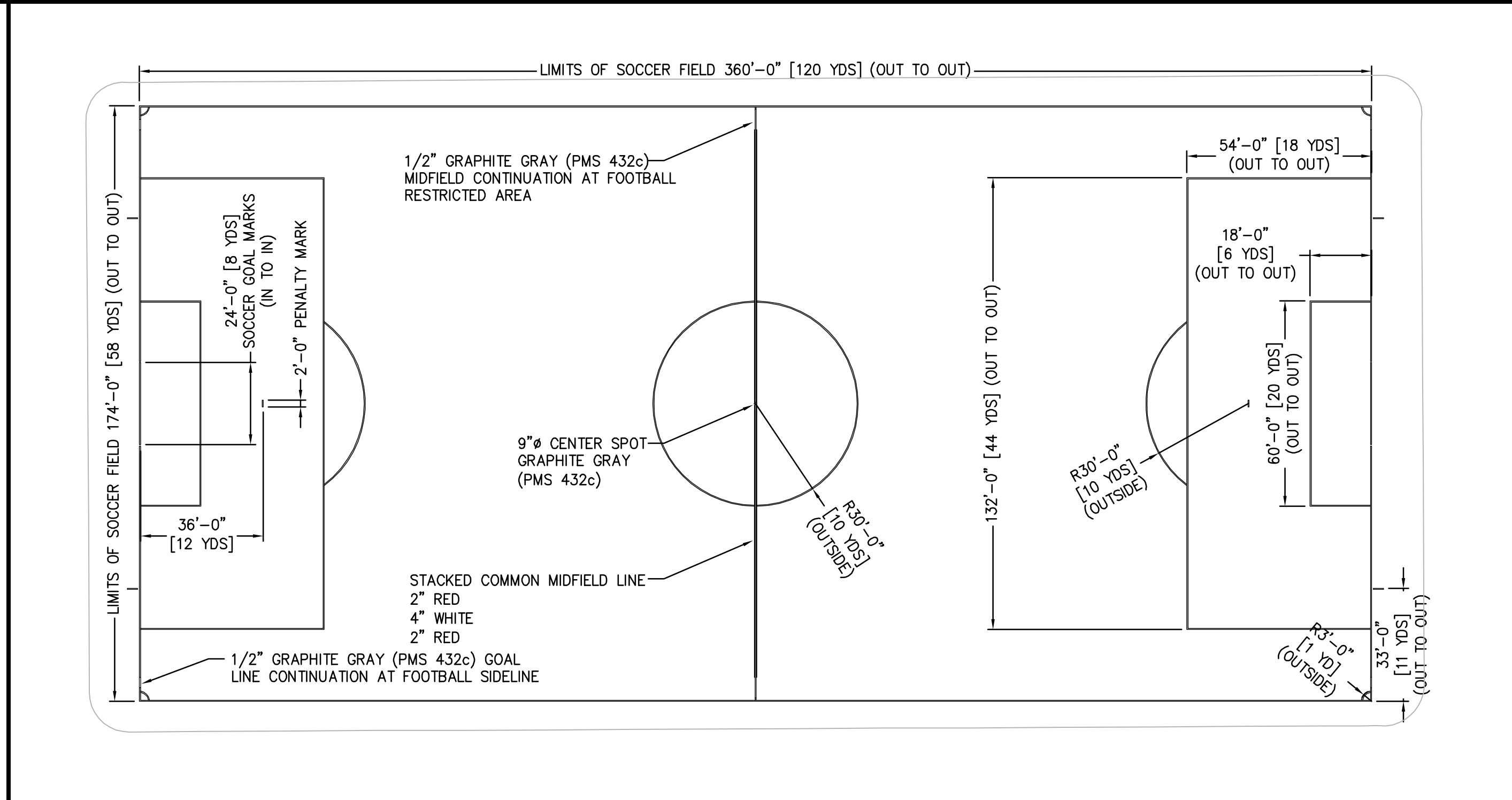
ATHLETIC FIELD GAME LINES, MARKINGS & LOGO GENERAL NOTES

1. ALL COMPONENTS OF THE TURF SYSTEM SHALL CONFORM TO THE CONTRACT DOCUMENT REQUIREMENTS.
2. FOOTBALL FIELD GAME LINES SHALL BE CENTERED UPON THE LOCATIONS OF THE EXISTING GOAL POSTS. FIELD INSTALLATION SHALL BE FIELD VERIFIED TO CONFORM TO EXISTING FOOTBALL GOAL POST CROSSBAR LOCATION, ORIENTATION, AND VERTICAL DIMENSION RELATIVE TO END LINE OF FOOTBALL FIELD.
3. ALL GAME LINES ARE BASED ON LOCATION OF FOOTBALL FIELD GAME LINES
4. FOOTBALL FIELD SHALL EMPLOY A SINGLE TURF COLOR (FIELD GREEN) WITH EACH ENDZONE INFILL BEING GRAPHITE GRAY (PMS 432c).
5. FIELD MARKINGS IN ORDER OF DOMINANCE:
 - 5.1. FOOTBALL FIELD – WHITE (#1000)
 - 5.2. SOCCER FIELD – RED (#5300)
6. 50 YARD LINE / MIDFIELD AND 20-YARD LINES SHALL BE STACKED 2" RED, 4" WHITE, 2" RED TUFTED LINE
7. FOOTBALL FIELD LINE NUMBERS SHALL BE GETTY / PRO STYLE, WHITE FIELD WITH 3" RED BORDER
8. YARD LINES, SIDE LINES, GOAL LINES, END LINES, COACHES AREA / TEAM BOX AND OTHER LINES SHALL BE TUFTED TO THE MAXIMUM EXTENT PRACTICAL
9. FOOTBALL SIDE LINES, EXCLUSIVE OF RESTRICTED AREA, SHALL BE A 2-PART SIDE LINE WITH TOTAL WIDTH OF 36" AND COMPRISED OF A 4" WHITE SIDE LINE ON INBOUNDS SIDE AND A 32" RED SIDE LINE TO THE OUTSIDE
10. TUFTED LINES SHALL BE LOCATED IN THE CENTER-THIRD PORTION OF THE TURF ROLL, TO THE MAXIMUM EXTEND PRACTICAL, TO PREVENT DEFORMATION OF LINES DURING TURF SYSTEM INSTALLATION
11. ALL TURF ROLLS SHALL BE 15'-0" IN WIDTH UNLESS APPROVED, IN WRITING, BY THE SPORTS FIELD DESIGNER
12. ROLL REMNANTS ARE ACCEPTABLE FOR USE IN AREAS AS APPROVED, IN WRITING, BY THE SPORTS FIELD DESIGNER
13. WHERE FIELD LINES INTERSECT LOGOS AND ENDZONE MARKINGS PROVIDE 1/2" (2 WIRES) OF GRAPHITE GRAY (PMS 432c)
14. LOGOS AND ARTWORK SHALL BE OBTAINED FROM THE OWNER FOR FORMAL APPROVAL AND FABRICATION
15. ALL TURF COLORS, LINE AND BRAND MARKINGS SHALL BE SUBMITTED AND APPROVED PRIOR TO ANY FABRICATION

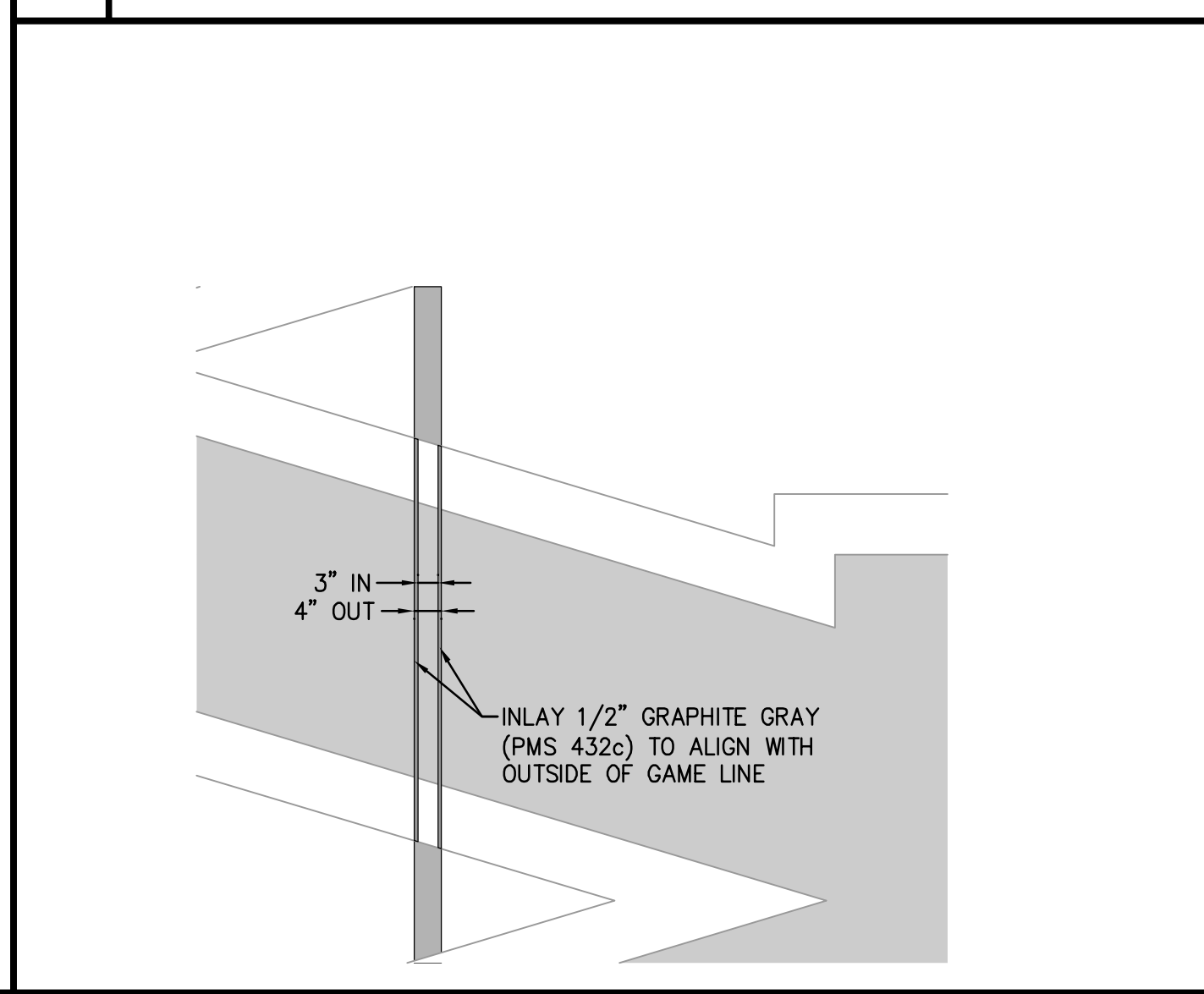
File: V:\PROJECTS\ANY\K4\31080\CADD\ACAD\31080-ERWIN SR-200.DWG
Saved: 3/7/2016 5:44:05 PM Plotted: 3/16/2016 11:24:29 AM Current User: White, James LastSavedBy: 4910



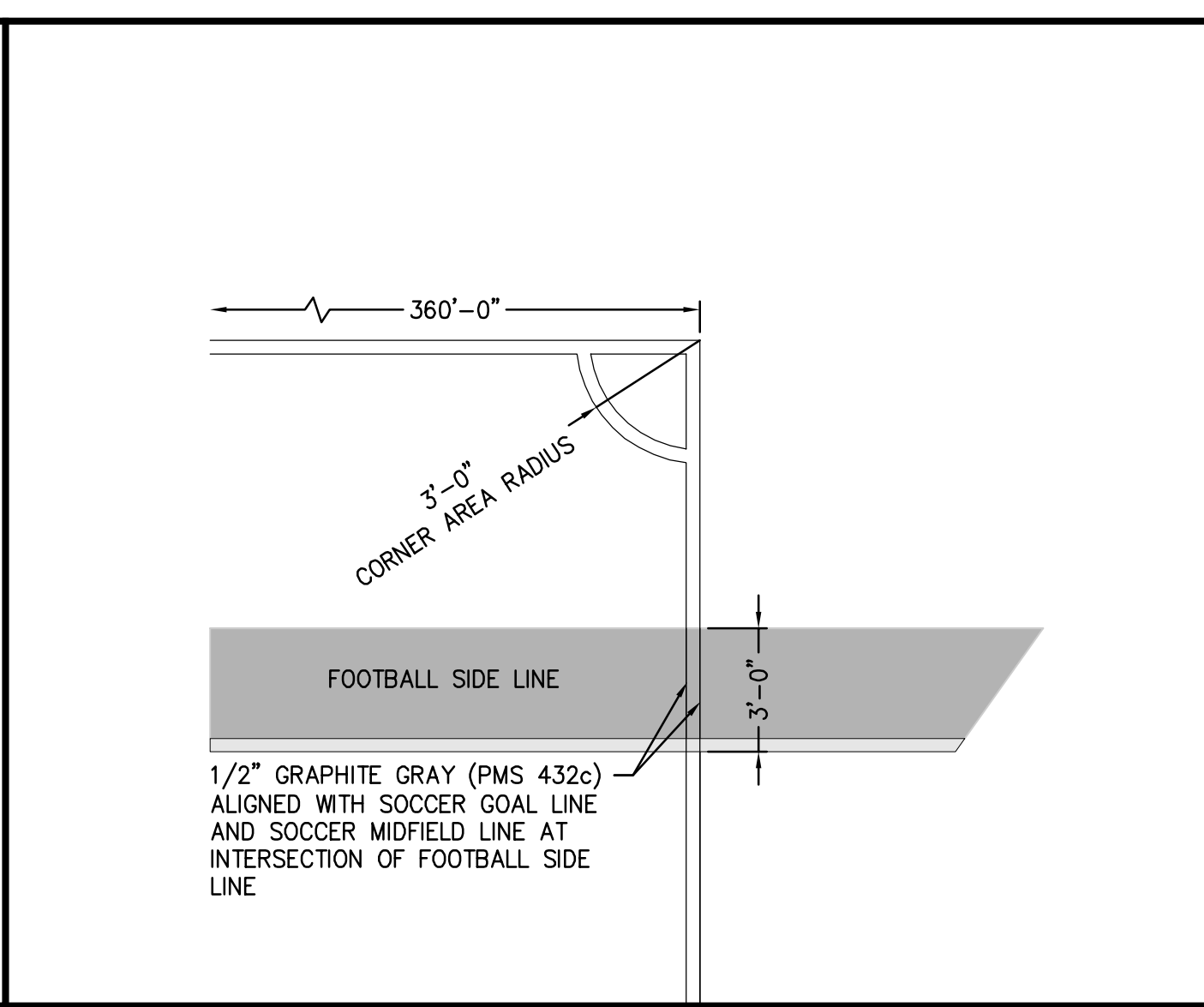
1 MIDFIELD LOGO
SCALE: 1/4" = 1'-0"



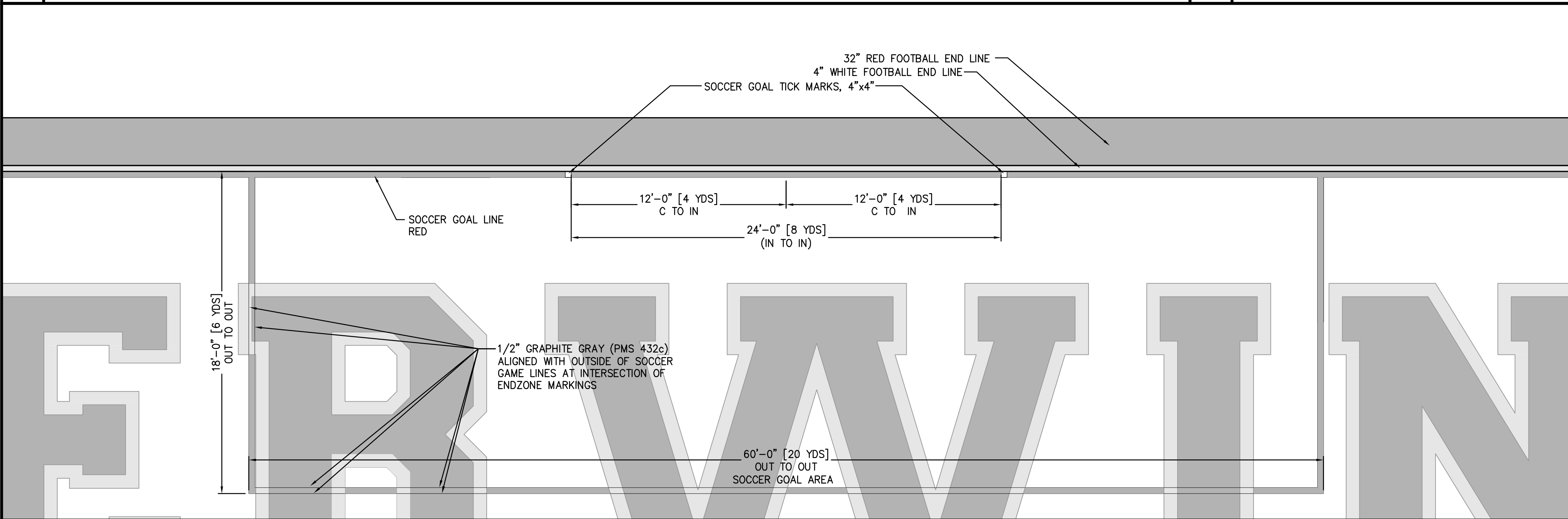
2 SOCCER FIELD LAYOUT
SCALE: 1" = 30'-0"





3 INLAID GAME LINE CONTINUATION
SCALE: 1/2" = 1'-0"



4 SOCCER CORNER ARC
SCALE: 1/4" = 1'-0"



5 SOCCER GOAL AREA, FOOTBALL END ZONE
SCALE: 1/4" = 1'-0"



No.	Submittal / Revision	App'd. By	Date

ATHLETIC FIELD
STRIPING AND
LAYOUT DETAILS

Designed By: JCW	Drawn By: JCW	Checked By: EJO
Issue Date: 03/16/16	Project No: 31080	Scale: AS NOTED

Drawing No.:
SR-220