


1927 J.N. PEASE PLACE, SUITE 201,  
CHARLOTTE, NC 28262

ROOFING, WATERPROOFING AND BUILDING ENVELOPE  
ENGINEERS AND CONSULTANTS  
www.reiengineers.com  
AN EMPLOYEE-OWNED COMPANY

NORTH CAROLINA ENGINEERING  
FIRM LICENSE NO. C-1520



NOTES:  
1. THESE DOCUMENTS ARE THE PROPERTY OF REI ENGINEERS, INC. (REI) AND RETAINS ALL RIGHTS THEREIN, INCLUDING COPYRIGHTS. IT MAY ONLY BE USED IN A MANNER CONSISTANT WITH REI'S RIGHTS WHILE REI IS PROVIDING SERVICE FOR THE SPECIFIC PROJECT IDENTIFIED OR REFERRED TO HEREIN OR EXTENSIONS THERETO. IT MAY NOT BE USED FOR ANY OTHER PURPOSE EXCEPT WITH THE EXPRESS WRITTEN AGREEMENT OF, AND COMPENSATION TO, REI ENGINEERS, INC.  
2. DIMENSIONS, DETAIL COMPONENTS AND EQUIPMENT PENETRATION LOCATIONS ARE FOR INFORMATION ONLY. CONTRACTOR IS RESPONSIBLE TO FIELD VERIFY ALL INFORMATION PROVIDED.  
3. ANY WHOLE OR PARTIAL INSULATION BOARD OR PORTION OF ANY BOARD WHICH FALLS IN THE PERIMETERS & CORNERS OUTLINED SHALL BE SUBJECT TO THE FASTENING REQUIREMENTS FOR THE HIGHEST WIND ZONE ENCOUNTERED, ACROSS THE ENTIRE BOARD.  
4. FOR DETAILS, LIGHT LINES REPRESENT EXISTING CONSTRUCTION TO REMAIN AND DARK LINES REPRESENT NEW COMPONENTS TO BE PROVIDED.  
5. PROVIDE 4X4 WOOD SLEEPERS SET ON WALK PAD MATERIAL. SECURE UNIT TO WOOD SLEEPERS.

PROJECT NAME:  
**BUNCOMBE COUNTY SCHOOLS  
A.C. REYNOLDS HIGH SCHOOL  
AREA I ROOF REPLACEMENT**  
  
1 ROCKET DRIVE  
ASHEVILLE, NORTH CAROLINA 28803

THIS LINE IS 1 INCH ON THE ORIGINAL DRAWING  
IF IT IS NOT 1 INCH ON THIS PAGE, SCALE DRAWING ACCORDINGLY.

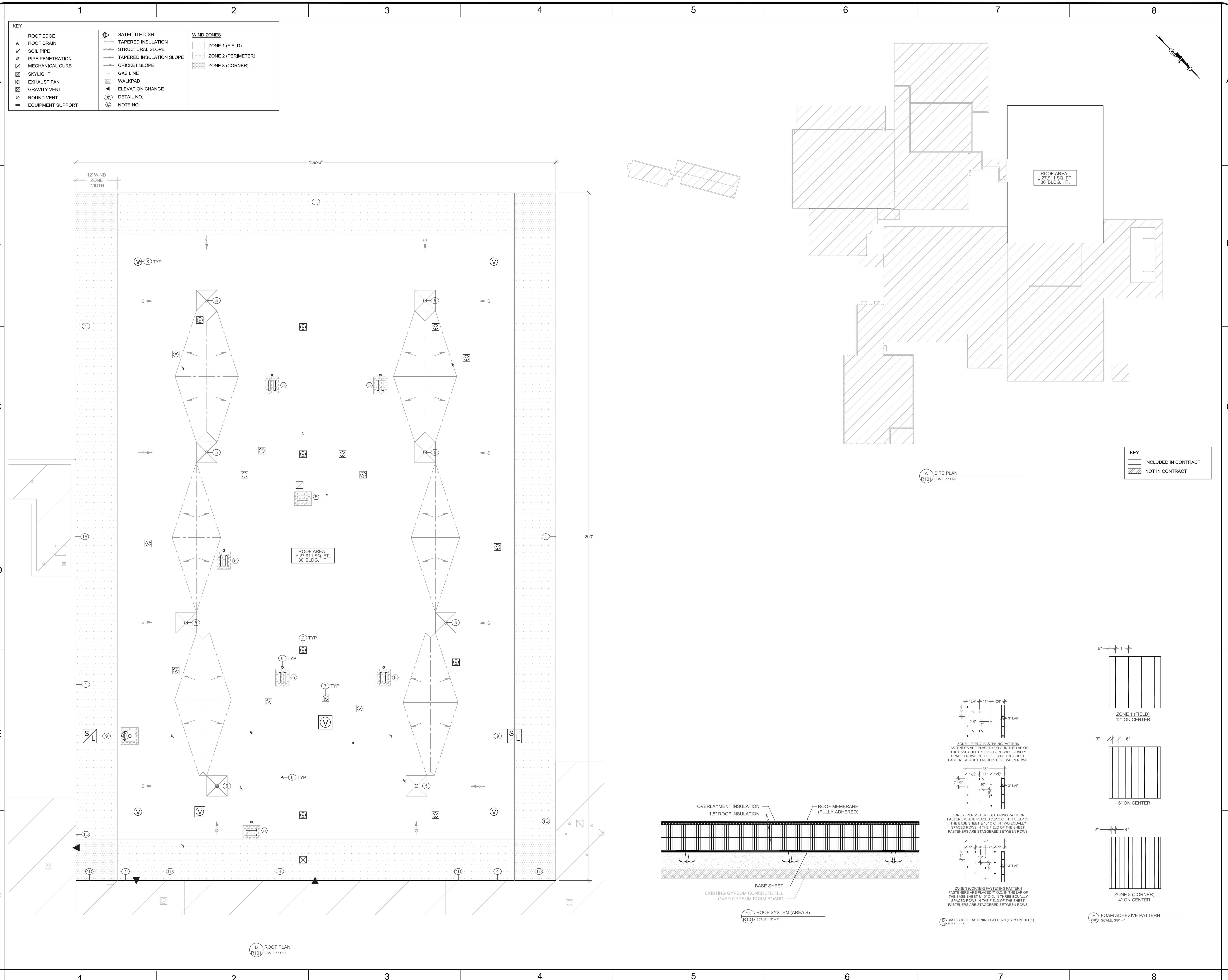
REVISIONS:

NO.	DATE	DESCRIPTION

SHEET TITLE:  
**ROOF PLAN/ROOF SYSTEM/  
ATTACHMENT PATTERNS**

PROJ. NO:  
017CLT-311  
DATE:  
01/12/2018

SHEET NO:  
**R101**



KEY

—	ROOF EDGE	⊗	SATELLITE DISH	□	WIND ZONES
⊙	SOIL PIPE	⊖	TAPERED INSULATION	□	ZONE 1 (FIELD)
⊕	PIPE PENETRATION	⊗	STRUCTURAL SLOPE	□	ZONE 2 (PERIMETER)
⊗	MECHANICAL CURB	⊖	TAPERED INSULATION SLOPE	□	ZONE 3 (CORNER)
⊗	SKYLIGHT	⊗	CRICKET SLOPE		
⊗	EXHAUST FAN	⊗	GAS LINE		
⊗	GRAVITY VENT	⊗	WALKPAD		
⊗	ROUND VENT	⊗	ELEVATION CHANGE		
⊗	EQUIPMENT SUPPORT	⊗	DETAIL NO.		
		⊗	NOTE NO.		

KEY

□	INCLUDED IN CONTRACT
▨	NOT IN CONTRACT

A SITE PLAN  
R101 SCALE: 1" = 50'

B ROOF PLAN  
R101V SCALE: 1" = 10'

C1 ROOF SYSTEM (AREA B)  
R101V SCALE: 1/4" = 1'

BASE SHEET FASTENING PATTERN (GYPSUM DECK)  
R101V SCALE: 3/8" = 1'


F FOAM ADHESIVE PATTERN  
R101V SCALE: 3/8" = 1'



1927 J.N. PEASE PLACE, SUITE 201,  
CHARLOTTE, NC 28262

ROOFING, WATERPROOFING AND BUILDING ENVELOPE  
ENGINEERS AND CONSULTANTS  
www.rcengineers.com  
AN EMPLOYEE-OWNED COMPANY

NORTH CAROLINA ENGINEERING  
FIRM LICENSE NO. C-1520



NOTES:  
1. DIMENSIONS, DETAIL COMPONENTS AND EQUIPMENT PENETRATION LOCATIONS ARE FOR INFORMATION ONLY. CONTRACTOR IS RESPONSIBLE TO FIELD VERIFY ALL INFORMATION PROVIDED.  
2. FOR DETAILS, LIGHT LINES REPRESENT EXISTING CONSTRUCTION TO REMAIN AND DARK LINES REPRESENT NEW COMPONENTS TO BE PROVIDED.

PROJECT NAME:

**BUNCOMBE COUNTY SCHOOLS  
A.C. REYNOLDS HIGH SCHOOL  
AREA I ROOF REPLACEMENT**

1 ROCKET DRIVE  
ASHEVILLE, NORTH CAROLINA 28803

THIS LINE IS 1 INCH ON THE ORIGINAL DRAWING  
IF IT IS NOT 1 INCH ON THIS PAGE, SCALE DRAWING ACCORDINGLY.

REVISIONS:

NO.	DATE	DESCRIPTION

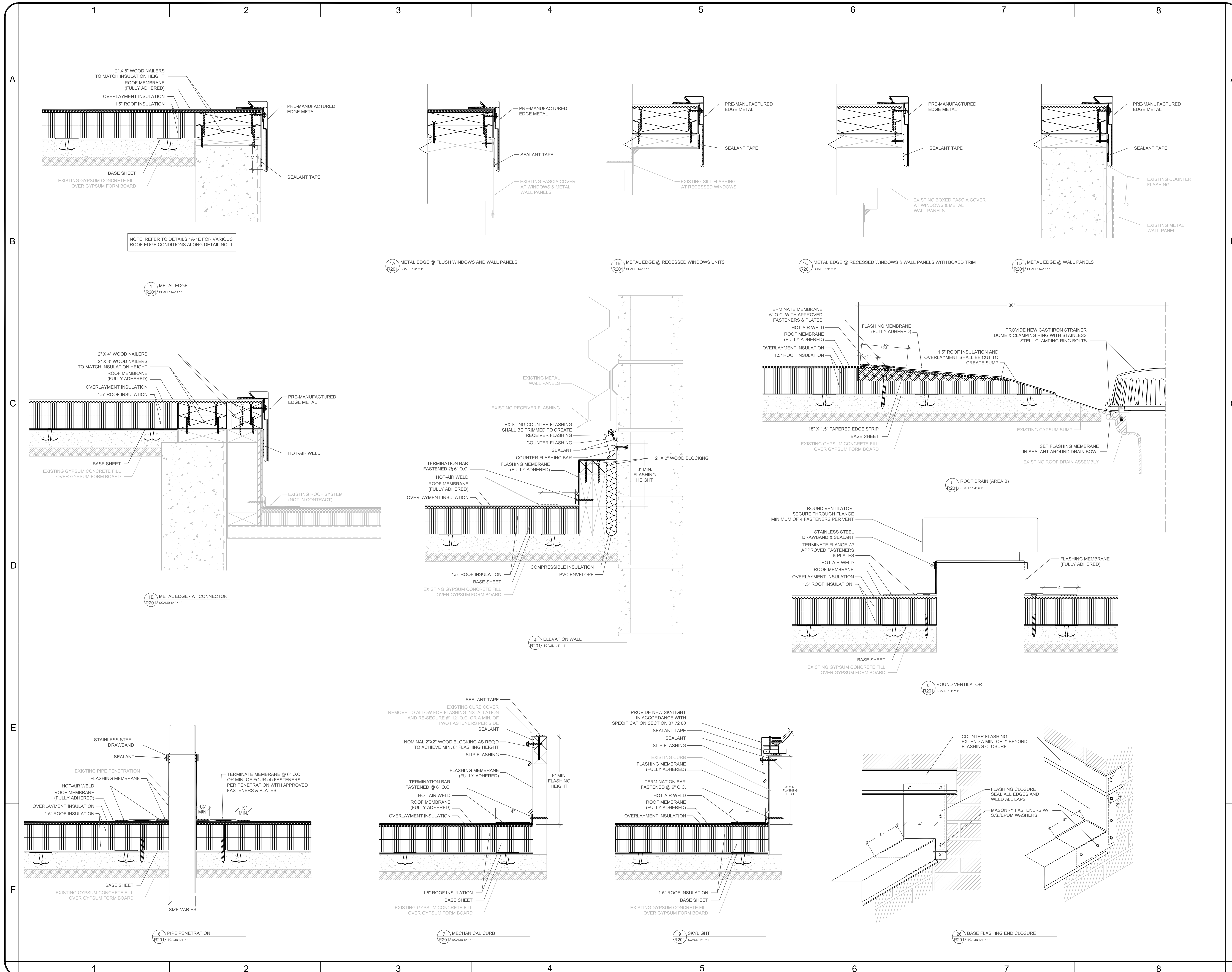
SHEET TITLE:

**DETAILS**

PROJ. NO: 017CLT-311

DATE: 01/12/2018

SHEET NO: **R201**



NOTE: REFER TO DETAILS 1A-1E FOR VARIOUS ROOF EDGE CONDITIONS ALONG DETAIL NO. 1.