


1927 J.N. PEASE PLACE, SUITE 201,
CHARLOTTE, NC 28262

ROOFING, WATERPROOFING AND BUILDING ENVELOPE
ENGINEERS AND CONSULTANTS
www.rciengineers.com
AN EMPLOYEE-OWNED COMPANY

NORTH CAROLINA ENGINEERING
FIRM LICENSE NO. C-1520



NOTES:

- DIMENSIONS, DETAIL COMPONENTS AND EQUIPMENT PENETRATION LOCATIONS ARE FOR INFORMATION ONLY. CONTRACTOR IS RESPONSIBLE TO FIELD VERIFY ALL INFORMATION PROVIDED.
- ROOF SLOPE IS 4:12 FOR ALL EXISTING ASPHALT SHINGLE ROOF AREAS (SECTIONS A2, A3, A4 AND A5) EXCEPT FOR AREA A1 WHICH IS 12:12.
- ROOF SLOPE (EXISTING TAPERED INSULATION) FOR AREAS B1-B4 IS 1/4"FT.
- METAL RETROFIT FRAMING (ZEE PURLIN, CEE CHANNELS, BASE CLIPS, ETC.) AND ATTACHMENT SHOWN IS FOR GENERAL INFORMATION ONLY. METAL RETROFIT FRAMING SHALL BE DESIGNED BY ENGINEER OF METAL ROOF FRAMING/PANEL MANUFACTURER. BASE CLIPS SHALL BE ATTACHED TO THE STRUCTURAL FRAMING. ATTACHMENT TO ROOF DECK IS NOT ACCEPTABLE.
- PROVIDE 1-1/4" STEEL STRAP BANDING AT A MINIMUM OF EVERY OTHER BASE CLIP LINE OR AS REQUIRED BY ENGINEER OF METAL ROOF FRAMING TO PROVIDE BRACING OF FRAMING (NOT SHOWN FOR CLARITY).
- PROVIDE 3/8" THERMAL SPACER ALONG TOP OF ZEE PURLINS BETWEEN PURLIN AND ROOF PANEL (NOT SHOWN FOR CLARITY).
- PROVIDE CONDENSATION CONTROL INSULATION ON TOP OF ZEE PURLINS BELOW METAL ROOF PANELS (NOT SHOWN FOR CLARITY).

PROJECT NAME:

BUNCOMBE COUNTY SCHOOLS

CANE CREEK MIDDLE SCHOOL ROOF REPLACEMENT

570 LOWER BRUSH ROAD
FLETCHER, NORTH CAROLINA 28732

THIS LINE IS 1 INCH ON THE ORIGINAL DRAWING

IF IT IS NOT 1 INCH ON THIS PAGE, SCALE DRAWING ACCORDINGLY.

REVISIONS:

NO.	DATE	DESCRIPTION

SHEET TITLE:

ROOF PLAN

PROJ. NO:


017CLT-110

DATE:

05/05/2017

SHEET NO:


A1



1927 J.N. PEASE PLACE, SUITE 201,
CHARLOTTE, NC 28262

ROOFING, WATERPROOFING AND BUILDING ENVELOPE
ENGINEERS AND CONSULTANTS
www.rciengineers.com
AN EMPLOYEE-OWNED COMPANY

NORTH CAROLINA ENGINEERING
FIRM LICENSE NO. C-1520



- NOTES:
- DIMENSIONS, DETAIL COMPONENTS AND EQUIPMENT PENETRATION LOCATIONS ARE FOR INFORMATION ONLY. CONTRACTOR IS RESPONSIBLE TO FIELD VERIFY ALL INFORMATION PROVIDED.
 - ANY WHOLE OR PARTIAL INSULATION BOARD OR PORTION OF ANY BOARD WHICH FALLS IN THE PERIMETERS & CORNERS OUTLINED SHALL BE SUBJECT TO THE FASTENING REQUIREMENTS FOR THE HIGHEST WIND ZONE ENCOUNTERED, ACROSS THE ENTIRE BOARD.
 - FOR DETAILS, LIGHT LINES REPRESENT EXISTING CONSTRUCTION TO REMAIN AND DARK LINES REPRESENT NEW COMPONENTS TO BE PROVIDED.
 - METAL RETROFIT FRAMING (ZEE PURLIN, CEE CHANNELS, BASE CLIPS, ETC.) AND ATTACHMENT SHOWN IS FOR GENERAL INFORMATION ONLY. METAL RETROFIT FRAMING SHALL BE DESIGNED BY ENGINEER OF METAL ROOF FRAMING/PANEL MANUFACTURER. BASE CLIPS SHALL BE ATTACHED TO THE STRUCTURAL FRAMING. ATTACHMENT TO ROOF DECK IS NOT ACCEPTABLE.
 - PROVIDE 5-1/4" STEEL STRAP BANDINGS AT A MINIMUM OF EVERY OTHER BASE CLIP LINE OR AS REQUIRED BY ENGINEER OF METAL ROOF FRAMING TO PROVIDE BRACING OF FRAMING (NOT SHOWN FOR CLARITY).
 - PROVIDE 3/8" THERMAL SPACER ALONG TOP OF ZEE PURLINS BETWEEN PURLIN AND ROOF PANEL (NOT SHOWN FOR CLARITY).
 - PROVIDE CONDENSATION CONTROL INSULATION ON TOP OF ZEE PURLINS BELOW METAL ROOF PANELS (NOT SHOWN FOR CLARITY).

PROJECT NAME:

BUNCOMBE
COUNTY SCHOOLS

CANE CREEK MIDDLE
SCHOOL ROOF
REPLACEMENT

570 LOWER BRUSH ROAD
FLETCHER, NORTH CAROLINA 28732

THIS LINE IS 1 INCH ON
THE ORIGINAL DRAWING

IF IT IS NOT 1 INCH ON THIS PAGE,
SCALE DRAWING ACCORDINGLY.

REVISIONS:


NO.	DATE	DESCRIPTION
-----	------	-------------



1927 J.N. PEASE PLACE, SUITE 201,
CHARLOTTE, NC 28262

ROOFING, WATERPROOFING AND BUILDING ENVELOPE
ENGINEERS AND CONSULTANTS
www.rcengineers.com
AN EMPLOYEE-OWNED COMPANY

NORTH CAROLINA ENGINEERING
FIRM LICENSE NO. C-1520



NOTES:

- DIMENSIONS, DETAIL COMPONENTS AND EQUIPMENT PENETRATION LOCATIONS ARE FOR INFORMATION ONLY. CONTRACTOR IS RESPONSIBLE TO FIELD VERIFY ALL INFORMATION PROVIDED.
- FOR DETAILS, LIGHT LINES REPRESENT EXISTING CONSTRUCTION TO REMAIN AND DARK LINES REPRESENT NEW COMPONENTS TO BE PROVIDED.
- METAL RETROFIT FRAMING (ZEE PURLIN, CEE CHANNELS, BASE CLIPS, ETC.) AND ATTACHMENT SHOWN IS FOR GENERAL INFORMATION ONLY. METAL RETROFIT FRAMING SHALL BE DESIGNED BY ENGINEER OF METAL ROOF FRAMING/PANEL MANUFACTURER. BASE CLIPS SHALL BE ATTACHED TO THE STRUCTURAL FRAMING. ATTACHMENT TO ROOF DECK IS NOT ACCEPTABLE.
- PROVIDE 1-1/4" STEEL STRAP BANDING AT A MINIMUM OF EVERY OTHER BASE CLIP LINE OR AS REQUIRED BY ENGINEER OF METAL ROOF FRAMING TO PROVIDE BRACING OF FRAMING (NOT SHOWN FOR CLARITY).
- PROVIDE 3/8" THERMAL SPACER ALONG TOP OF ZEE PURLINS BETWEEN PURLIN AND ROOF PANEL (NOT SHOWN FOR CLARITY).
- PROVIDE CONDENSATION CONTROL INSULATION ON TOP OF ZEE PURLINS BELOW METAL ROOF PANELS (NOT SHOWN FOR CLARITY).

PROJECT NAME:

BUNCOMBE
COUNTY SCHOOLS

CANE CREEK MIDDLE
SCHOOL ROOF
REPLACEMENT

570 LOWER BRUSH ROAD
FLETCHER, NORTH CAROLINA 28732

THIS LINE IS 1 INCH ON
THE ORIGINAL DRAWING

IF IT IS NOT 1 INCH ON THIS PAGE,
SCALE DRAWING ACCORDINGLY.

REVISIONS:

NO.	DATE	DESCRIPTION

SHEET TITLE:

DETAILS

PROJ. NO:

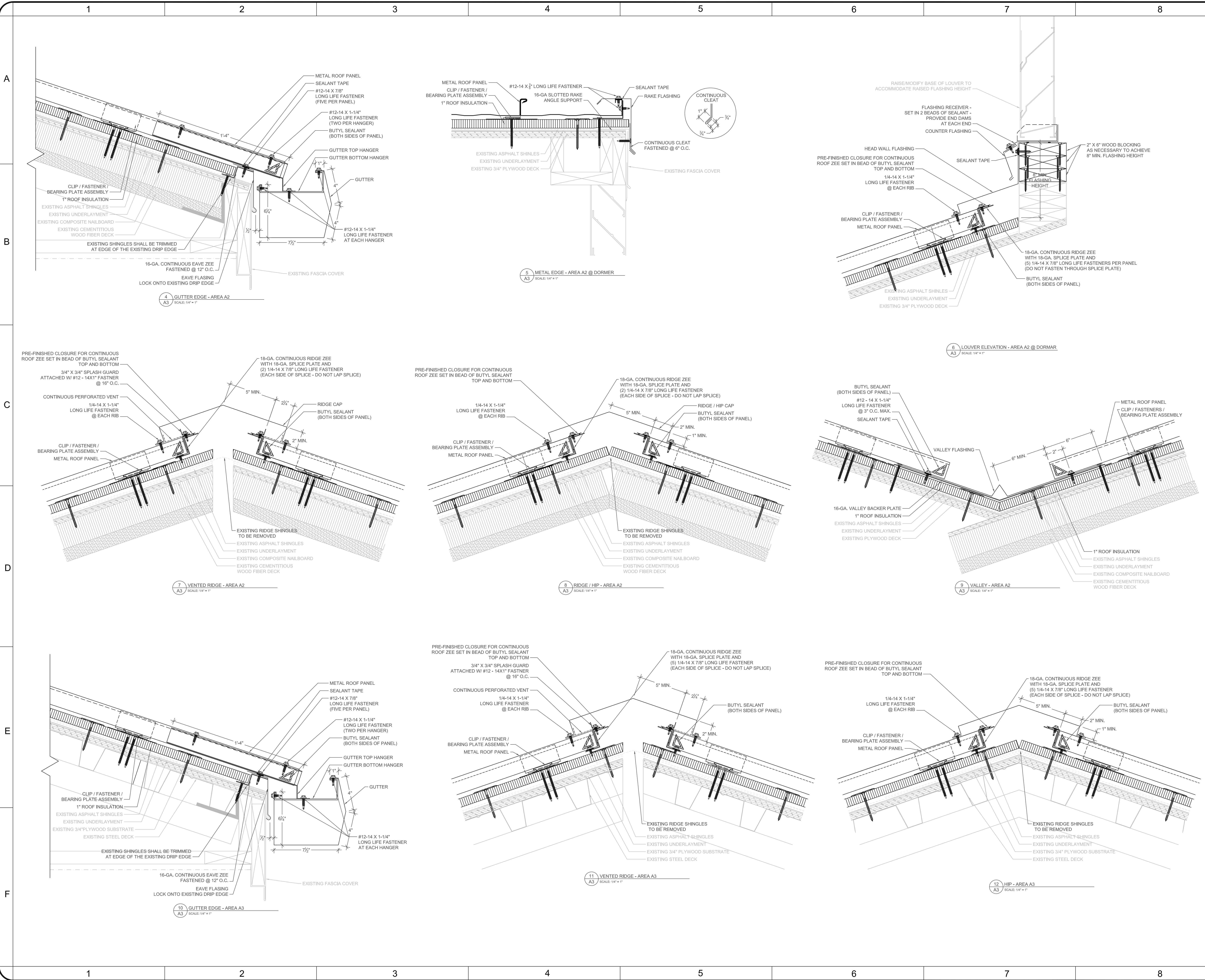
017CLT-110


DATE:

05/05/2017

SHEET NO:

A3






1927 J.N. PEASE PLACE, SUITE 201,
CHARLOTTE, NC 28262

ROOFING, WATERPROOFING AND BUILDING ENVELOPE
ENGINEERS AND CONSULTANTS
www.reengineers.com
AN EMPLOYEE-OWNED COMPANY

NORTH CAROLINA ENGINEERING
FIRM LICENSE NO. C-1520



- NOTES:
- DIMENSIONS, DETAIL COMPONENTS AND EQUIPMENT PENETRATION LOCATIONS ARE FOR INFORMATION ONLY. CONTRACTOR IS RESPONSIBLE TO FIELD VERIFY ALL INFORMATION PROVIDED.
 - FOR DETAILS, LIGHT LINES REPRESENT EXISTING CONSTRUCTION TO REMAIN AND DARK LINES REPRESENT NEW COMPONENTS TO BE PROVIDED.
 - METAL RETROFIT FRAMING (ZEE PURLIN, CEE CHANNELS, BASE CLIPS, ETC.) AND ATTACHMENT SHOWN IS FOR GENERAL INFORMATION ONLY. METAL RETROFIT FRAMING SHALL BE DESIGNED BY ENGINEER OF METAL ROOF FRAMING/PANEL MANUFACTURER. BASE CLIPS SHALL BE ATTACHED TO THE STRUCTURAL FRAMING. ATTACHMENT TO ROOF DECK IS NOT ACCEPTABLE.
 - PROVIDE 1-1/4" STEEL STRAP BANDING AT A MINIMUM OF EVERY OTHER BASE CLIP LINE OR AS REQUIRED BY ENGINEER OF METAL ROOF FRAMING TO PROVIDE BRACING OF FRAMING (NOT SHOWN FOR CLARITY).
 - PROVIDE 3/8" THERMAL SPACING ALONG TOP OF ZEE PURLINS BETWEEN PURLIN AND ROOF PANEL (NOT SHOWN FOR CLARITY).
 - PROVIDE CONDENSATION CONTROL INSULATION ON TOP OF ZEE PURLINS BELOW METAL ROOF PANELS (NOT SHOWN FOR CLARITY).

PROJECT NAME:

**BUNCOMBE
COUNTY SCHOOLS**

**CANE CREEK MIDDLE
SCHOOL ROOF
REPLACEMENT**

570 LOWER BRUSH ROAD
FLETCHER, NORTH CAROLINA 28732

THIS LINE IS 1 INCH ON
THE ORIGINAL DRAWING

IF IT IS NOT 1 INCH ON THIS PAGE,
SCALE DRAWING ACCORDINGLY.

REVISIONS:

NO.	DATE	DESCRIPTION

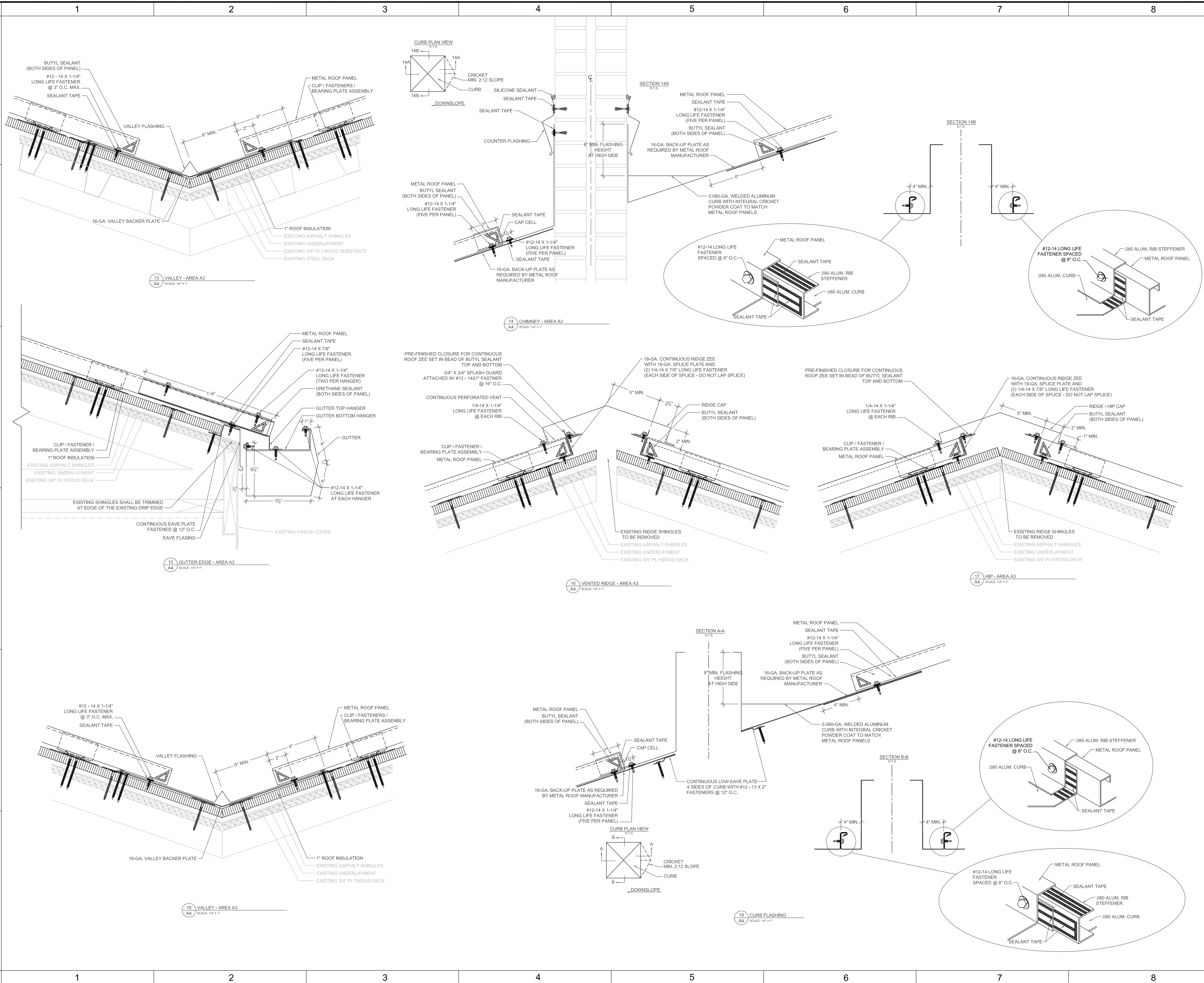
SHEET TITLE:


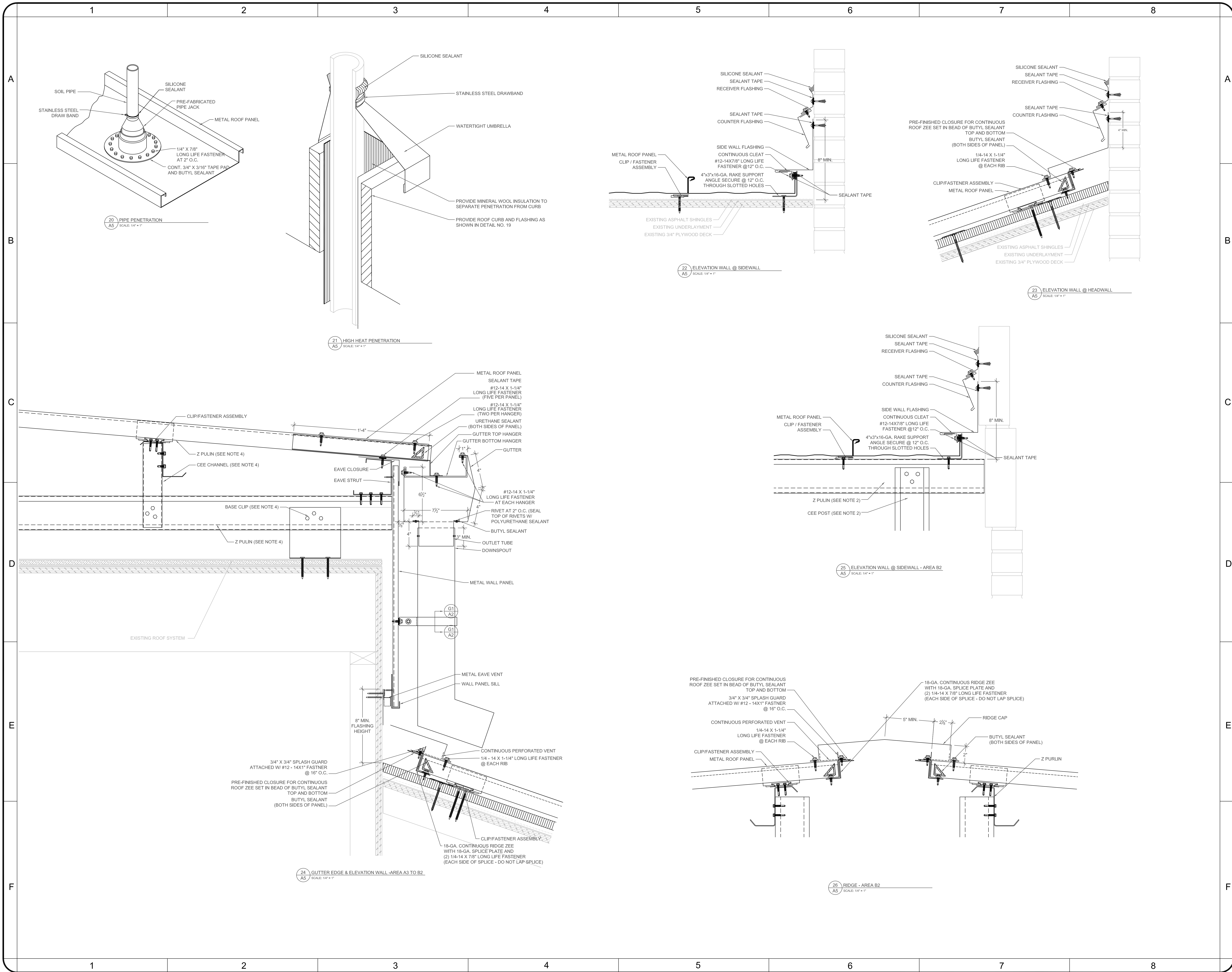
DETAILS

PROJ. NO:
017CLT-110
DATE:
05/05/2017

SHEET NO:

A4






1927 J.N. PEASE PLACE, SUITE 201,
CHARLOTTE, NC 28262

ROOFING, WATERPROOFING AND BUILDING ENVELOPE
ENGINEERS AND CONSULTANTS
www.rcengineers.com
AN EMPLOYEE-OWNED COMPANY

NORTH CAROLINA ENGINEERING
FIRM LICENSE NO. C-1520



- NOTES:
- DIMENSIONS, DETAIL COMPONENTS AND EQUIPMENT PENETRATION LOCATIONS ARE FOR INFORMATION ONLY. CONTRACTOR IS RESPONSIBLE TO FIELD VERIFY ALL INFORMATION PROVIDED.
 - FOR DETAILS, LIGHT LINES REPRESENT EXISTING CONSTRUCTION TO REMAIN AND DARK LINES REPRESENT NEW COMPONENTS TO BE PROVIDED.
 - METAL RETROFIT FRAMING (ZEE PURLIN, CEE CHANNELS, BASE CLIPS, ETC.) AND ATTACHMENT SHOWN IS FOR GENERAL INFORMATION ONLY. METAL RETROFIT FRAMING SHALL BE DESIGNED BY ENGINEER OF METAL ROOF FRAMING/PANEL MANUFACTURER. BASE CLIPS SHALL BE ATTACHED TO THE STRUCTURAL FRAMING. ATTACHMENT TO ROOF DECK IS NOT ACCEPTABLE.
 - PROVIDE 1-1/4" STEEL STRAP BANDING AT A MINIMUM OF EVERY OTHER BASE CLIP LINE OR AS REQUIRED BY ENGINEER OF METAL ROOF FRAMING TO PROVIDE BRACING OF FRAMING (NOT SHOWN FOR CLARITY).
 - PROVIDE 3/8" THERMAL SPACER ALONG TOP OF ZEE PURLINS BETWEEN PURLIN AND ROOF PANEL (NOT SHOWN FOR CLARITY).
 - PROVIDE CONDENSATION CONTROL INSULATION ON TOP OF ZEE PURLINS BELOW METAL ROOF PANELS (NOT SHOWN FOR CLARITY).

PROJECT NAME:

**BUNCOMBE
COUNTY SCHOOLS**

**CANE CREEK MIDDLE
SCHOOL ROOF
REPLACEMENT**

570 LOWER BRUSH ROAD
FLETCHER, NORTH CAROLINA 28732

THIS LINE IS 1 INCH ON
THE ORIGINAL DRAWING

IF IT IS NOT 1 INCH ON THIS PAGE,
SCALE DRAWING ACCORDINGLY.

REVISIONS:

NO.	DATE	DESCRIPTION

SHEET TITLE:

DETAILS

PROJ. NO:


017CLT-110

DATE:

05/05/2017

SHEET NO:


A5



1927 J.N. PEASE PLACE, SUITE 201,
CHARLOTTE, NC 28262

ROOFING, WATERPROOFING AND BUILDING ENVELOPE
ENGINEERS AND CONSULTANTS
www.reengineers.com
AN EMPLOYEE-OWNED COMPANY

NORTH CAROLINA ENGINEERING
FIRM LICENSE NO. C-1520



- NOTES:
- DIMENSIONS, DETAIL COMPONENTS AND EQUIPMENT PENETRATION LOCATIONS ARE FOR INFORMATION ONLY. CONTRACTOR IS RESPONSIBLE TO FIELD VERIFY ALL INFORMATION PROVIDED.
 - FOR DETAILS, LIGHT LINES REPRESENT EXISTING CONSTRUCTION TO REMAIN AND DARK LINES REPRESENT NEW COMPONENTS TO BE PROVIDED.
 - METAL RETROFIT FRAMING (ZEE PURLIN, CEE CHANNELS, BASE CLIPS, ETC.) AND ATTACHMENT SHOWN IS FOR GENERAL INFORMATION ONLY. METAL RETROFIT FRAMING SHALL BE DESIGNED BY ENGINEER OF METAL ROOF FRAMING/PANEL MANUFACTURER. BASE CLIPS SHALL BE ATTACHED TO THE STRUCTURAL FRAMING. ATTACHMENT TO ROOF DECK IS NOT ACCEPTABLE.
 - PROVIDE 1-1/4" STEEL STRAP BANDING AT A MINIMUM OF EVERY OTHER BASE CLIP LINE OR AS REQUIRED BY ENGINEER OF METAL ROOF FRAMING TO PROVIDE BRACING OF FRAMING (NOT SHOWN FOR CLARITY).
 - PROVIDE 3/8" THERMAL SPACER ALONG TOP OF ZEE PURLINS BETWEEN PURLIN AND ROOF PANEL (NOT SHOWN FOR CLARITY).
 - PROVIDE CONDENSATION CONTROL INSULATION ON TOP OF ZEE PURLINS BELOW METAL ROOF PANELS (NOT SHOWN FOR CLARITY).

PROJECT NAME:

**BUNCOMBE
COUNTY SCHOOLS**

**CANE CREEK MIDDLE
SCHOOL ROOF
REPLACEMENT**

570 LOWER BRUSH ROAD
FLETCHER, NORTH CAROLINA 28732

THIS LINE IS 1 INCH ON
THE ORIGINAL DRAWING

IF IT IS NOT 1 INCH ON THIS PAGE,
SCALE DRAWING ACCORDINGLY.

REVISIONS:

NO.	DATE	DESCRIPTION

SHEET TITLE:

DETAILS

PROJ. NO:

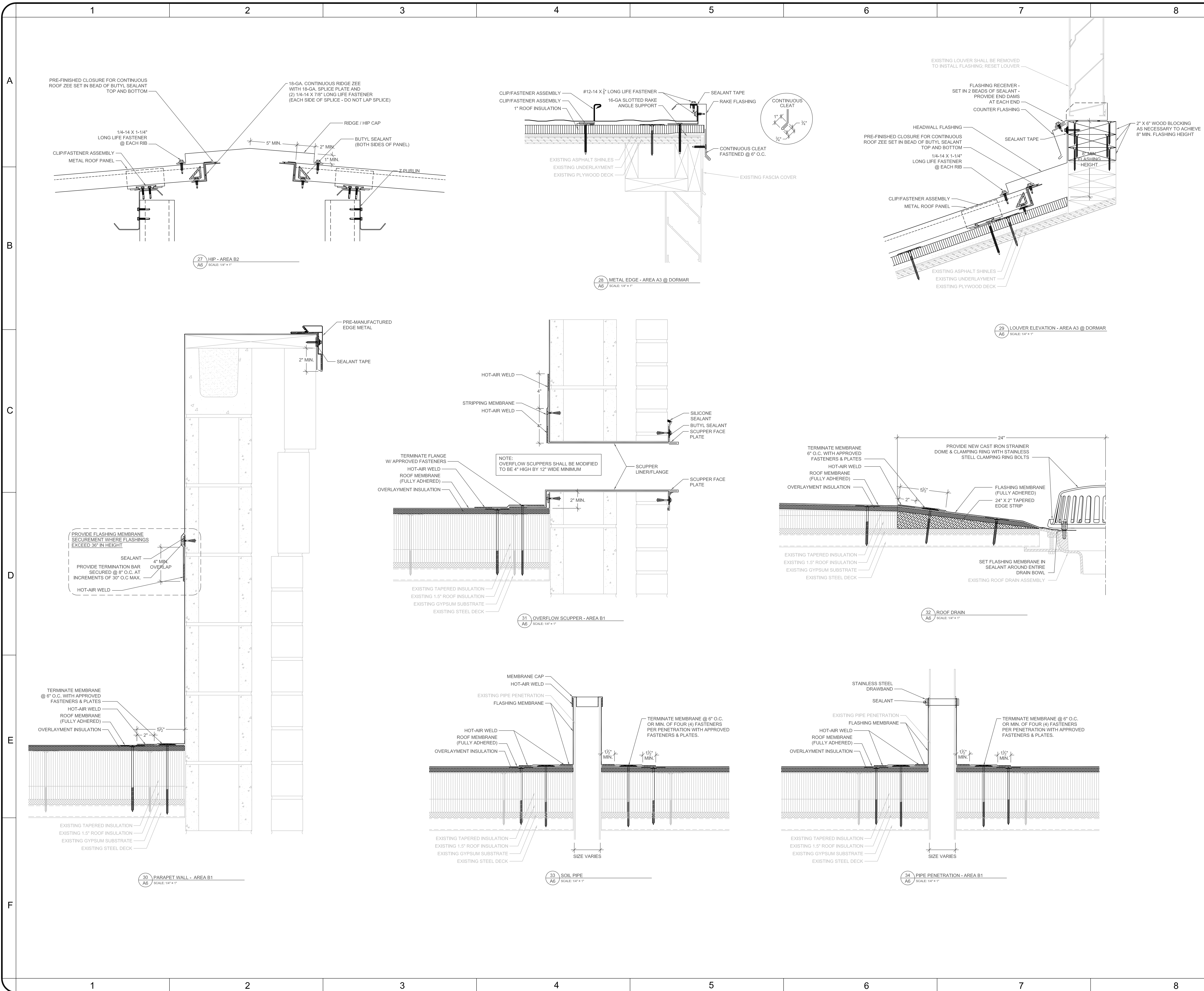
017CLT-110


DATE:

05/05/2017

SHEET NO:

A6






1927 J.N. PEASE PLACE, SUITE 201,
CHARLOTTE, NC 28262

ROOFING, WATERPROOFING AND BUILDING ENVELOPE
ENGINEERS AND CONSULTANTS
www.rciengineers.com
AN EMPLOYEE-OWNED COMPANY

NORTH CAROLINA ENGINEERING
FIRM LICENSE NO. C-1520



NOTES:
1. DIMENSIONS, DETAIL COMPONENTS AND EQUIPMENT PENETRATION LOCATIONS ARE FOR INFORMATION ONLY. CONTRACTOR IS RESPONSIBLE TO FIELD VERIFY ALL INFORMATION PROVIDED.

2. FOR DETAILS, LIGHT LINES REPRESENT EXISTING CONSTRUCTION TO REMAIN AND DARK LINES REPRESENT NEW COMPONENTS TO BE PROVIDED.

3. METAL RETROFIT FRAMING (ZEE PURLIN, CEE CHANNELS, BASE CLIPS, ETC.) AND ATTACHMENT SHOWN IS FOR GENERAL INFORMATION ONLY. METAL RETROFIT FRAMING SHALL BE DESIGNED BY ENGINEER OF METAL ROOF FRAMING/PANEL MANUFACTURER. BASE CLIPS SHALL BE ATTACHED TO THE STRUCTURAL FRAMING. ATTACHMENT TO ROOF DECK IS NOT ACCEPTABLE.

4. PROVIDE 1-1/4" STEEL STRAP BANDING AT A MINIMUM OF EVERY OTHER BASE CLIP LINE OR AS REQUIRED BY ENGINEER OF METAL ROOF FRAMING TO PROVIDE BRACING OF FRAMING (NOT SHOWN FOR CLARITY).

5. PROVIDE 3/8" THERMAL SPACER ALONG TOP OF ZEE PURLINS BETWEEN PURLIN AND ROOF PANEL (NOT SHOWN FOR CLARITY).

6. PROVIDE CONDENSATION CONTROL INSULATION ON TOP OF ZEE PURLINS BELOW METAL ROOF PANELS (NOT SHOWN FOR CLARITY).

PROJECT NAME:

BUNCOMBE
COUNTY SCHOOLS

CANE CREEK MIDDLE
SCHOOL ROOF
REPLACEMENT

570 LOWER BRUSH ROAD
FLETCHER, NORTH CAROLINA 28732

THIS LINE IS 1 INCH ON
THE ORIGINAL DRAWING

IF IT IS NOT 1 INCH ON THIS PAGE,
SCALE DRAWING ACCORDINGLY.

REVISIONS:

NO.	DATE	DESCRIPTION
-----	------	-------------

SHEET TITLE:

DETAILS

PROJ. NO:

017CLT-110

DATE:

05/05/2017

SHEET NO:

A7

