

ANNUAL REPORT TO THE PUBLIC

HELENA-WEST HELENA SCHOOL DISTRICT

NOVEMBER 14, 2022



Vision

Our Students are lifelong learners who are fully prepared to enter college, join the military, or start a vocation.

Our Educators are excited about showing up every day and believe that all students can meet or exceed rigorous academic standards.

Our schools are a comprehensive system of support that engage the whole child in a nurturing, safe, and professional environment that fosters a community of excellence.

Our Families and Community are stakeholders in the success of our students and schools.

Mission

The mission of the Helena-West-Helena School District is to produce graduates who are fully prepared for life after school as productive, responsible and caring citizens.

ESSA School Index



ARKANSAS
DEPARTMENT
OF EDUCATION

**EVERY STUDENT SUCCEEDS ACT
ARKANSAS STATE PLAN**



www.ArkansasESSA.org

What is the ESSA School Index?

The Every Student Succeeds Act (2015) provided states the opportunity to engage stakeholders in the development of the state's accountability system.

ESSA required states to include at least five indicators for success:

1. Achievement,
2. Growth,
3. English learner progress toward English language proficiency,
4. Graduation rate, and
5. School quality and student success (SQSS)

Theory of Action

for Student Success



IF...

the Arkansas Department of Education implements a comprehensive support and accountability system that measures many facets of student success and school quality that inform and sustain student learning ...



THEN...

the ADE and LEA will engage in continuous cycles of inquiry and improvement by combining state and local information to identify and address the needs within their respective systems...



AND this will...

spark student learning; increase students' readiness for college, career, and community engagement; and close achievement gaps within and across schools.

Component	Weight of Indicator within Index Grades K – 5 & 6 - 8		Weight of Indicator within Index High Schools
Weighted Achievement Indicator	35%	Weighted Achievement and Academic Growth	70% total with Weighted Achievement accounting for half (35%) and School Growth Score accounting for half (35%)
Growth Indicator Academic Growth English Language Progress	50%		
Progress to English Language Proficiency*	Weight of indicator in School Value-Added Growth Score is proportionate to number of English Learners	Progress to English Language Proficiency*	Weight of indicator in School Value-Added Growth Score is proportionate to number of English Learners
Graduation Rate Indicator 4-Year Adjusted Cohort Rate 5-Year Adjusted Cohort Rate	NA		15% total 4-Yr = 10% 5-Yr = 5%
School Quality and Student Success Indicator	15%		15%

Central High School
ESSA School Index 2021-22

2022 ESSA Overview

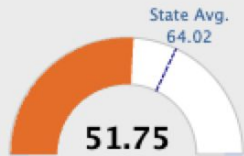
2022 ESSA School Index: Overview

5403019 - Central High School

5403000 - Helena/ West Helena School District

ESSA Overview

Overall ESSA Index Score



Grade Range

7-12

Grade Span

3 - High School Level

State Distribution of Overall School ESSA Index Scores

Public School Rating

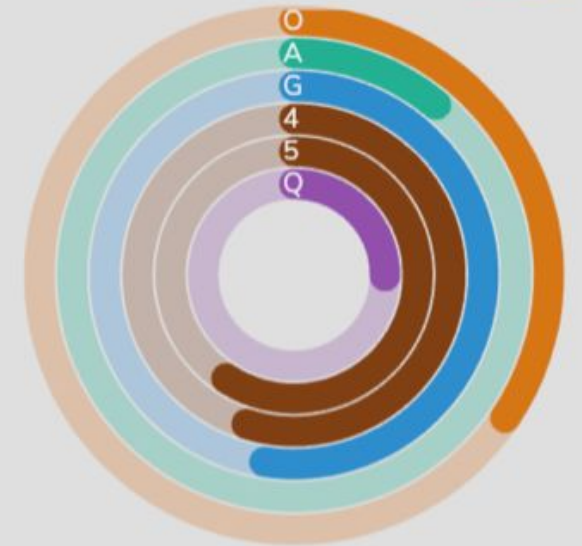
F

Rating Scale

A = 73.22 and Above
 B = 67.96 - 73.21
 C = 61.10 - 67.95
 D = 52.95 - 61.09
 F = 0.00 - 52.94

Indicator	Score
Overall ESSA Score	51.75
Weighted Achievement Score	16.58
Value-Added Growth Score	78.79
4-Year Graduation Rate	82.42
5-Year Graduation Rate	88.89
School Quality and Student Success Score	37.87

Gauge Bar



Range of Possible Scores for Each Indicator

- Weighted Achievement scores range from 0 to 125 with 0 indicating all students are in the lowest readiness level (In Need of Support) for achievement and 125 indicating all students are in the highest readiness level for achievement (Exceeds).
- Value-Added Growth scores typically range from 55 to 95 with values of 80 or above indicating students, on average, are meeting and/or exceeding expected growth in achievement. Values below 80 indicate students, on average, are losing ground compared to their expected growth in achievement.
- 4-Year and 5-Year Graduation Rates range from 0 to 100 with 0 indicating none of the students expected to graduate in the 4-year or 5-year time frame graduated as expected. Scores of 100 indicate all students expected to graduate in the 4-year or 5-year time frame graduated as expected.
- School Quality and Student Success scores range from 0 to 100. These scores indicate the percentage of points

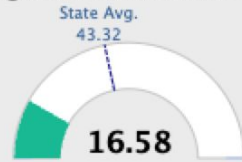
2022 ESSA School Index: Weighted Achievement

5403019 - Central High School

5403000 - Helena/ West Helena School District

Understanding Weighted Achievement

Weighted Achievement Score



Grade Range

7-12

Grade Span

3 - High School Level

State Distribution Data is not available during the private LEA review period

2022 Weighted Achievement Score Details for All Students

Performance Level and Multiplier	ELA - Students	Math - Students	Total Points	ELA + Math - Students
In Need of Support (0)	198	254	0	452
Close (0.5)	58	34	46	92
Ready (1.0)	26	10	36	36
Exceeds (1.0 or 1.25*)	16	1	17	17
Totals			99	597

Weighted Performance Points Earned = $(99 / 597) * 100 = 16.58$

*Note: If the number of students exceeding grade level-proficiency is not greater than the number of students in the lowest achievement level then schools earn a single point for these students. If the number of students exceeding grade level-proficiency is greater than the number of students in the lowest achievement level then schools earn 1.25 points per student for the number of students greater than the number in the lowest achievement level.

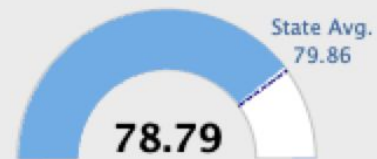
2022 ESSA School Index: School Value-Added Growth

5403019 - Central High School

5403000 - Helena/ West Helena School District

 Understanding School Value-Added Growth

Value-Added Growth Score

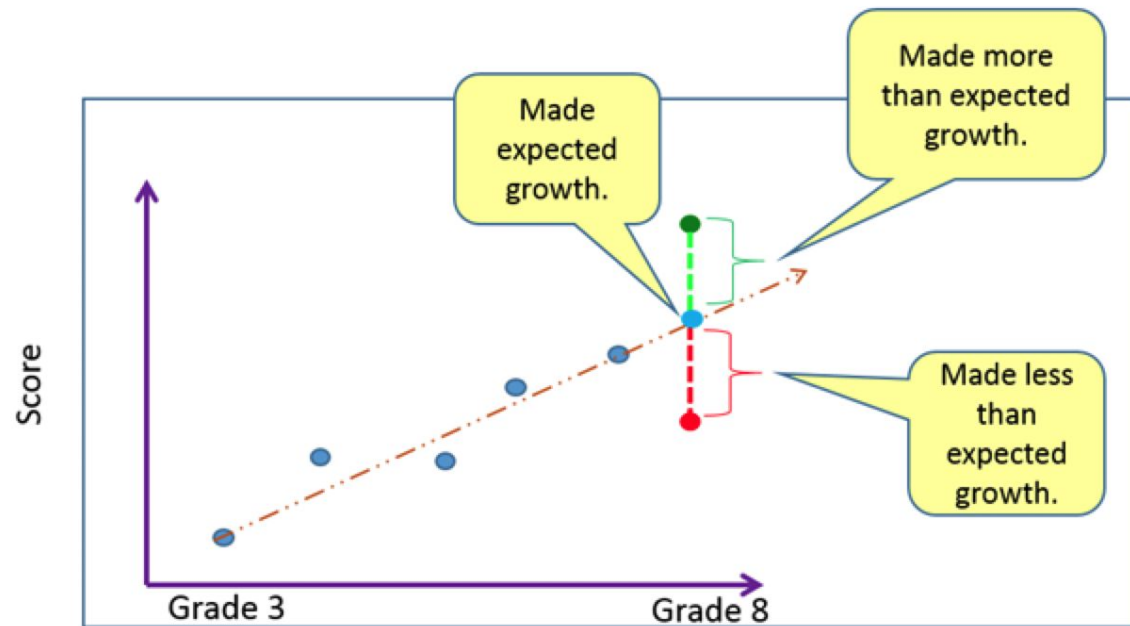


Grade Range

7-12

Grade Span

3 - High School Level



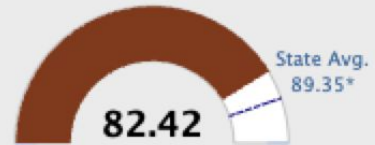
2022 ESSA School Index: Adjusted Cohort Graduation Rates

5403019 - Central High School

5403000 - Helena/ West Helena School District

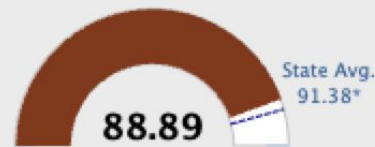
Understanding Graduation Rates

4-Year Graduation Rate



Adjusted cohort for 2018 to 2021

5-Year Graduation Rate



Adjusted cohort for 2017 to 2021

* State averages are the average graduation rate across all high schools in Arkansas.

Grade Range

7-12

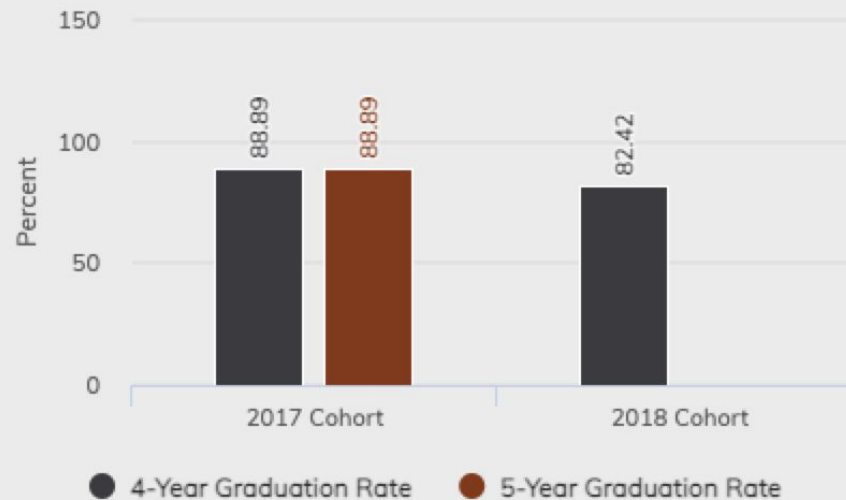
Grade Span

3 - High School Level

2021 4-Year and 5-Year Adjusted Cohort Graduation Rates

Chart

Data



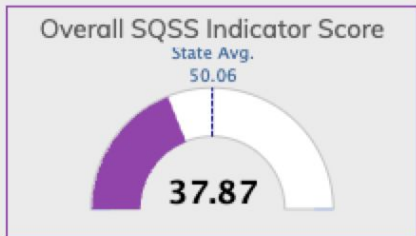
Graduation Rates used in the ESSA School Index are lagged one year.

5403019 - Central High School
5403000 - Helena/ West Helena School District

[Understanding the SQSS Indicator](#)

Overall SQSS Score

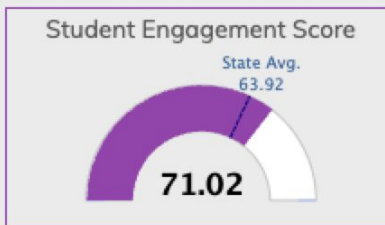
Grade Range 7-12
Grade Span 3 - High School Level



5403019 - Central High School
5403000 - Helena/ West Helena School District

[Understanding the SQSS Indicator](#)

Student Engagement



State Distribution of School-Level Student Engagement

State Distribution Data is not available during the private LEA review period

Student Engagement Points Table

Score: $(299 / 421) * 100 = 71.02$

Total Students	421
Total # Points Possible	421
Total # Points Earned	299
Points Per Student	
Student at low risk (absent less than 5% of time enrolled)	1.0 Point
Student at moderate risk (absent 5% to less than 10% of days enrolled)	0.5 Points
Student at high risk (absent 10% or more of days enrolled)	0.0 Points

5403019 - Central High School
5403000 - Helena/ West Helena School District

[Understanding the SQSS Indicator](#)

AP/IB/Concurrent Credit Course(s) ▾



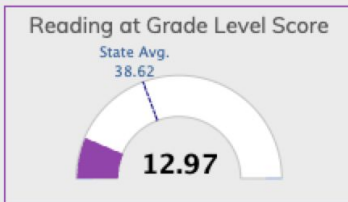
State Distribution of School-Level AP/IB/Concurrent Credit Course(s)

State Distribution Data is not available during the private LEA review period

5403019 - Central High School
5403000 - Helena/ West Helena School District

[Understanding the SQSS Indicator](#)

Reading at Grade Level ▾



State Distribution of School-Level Reading at Grade Level

State Distribution Data is not available during the private LEA review period

Reading at Grade Level Points Table

Score: $(38 / 293) * 100 = 12.97$

Total Students	293
Total # Points Possible	293
Total # Points Earned	38
Points Per Student	
Student achieved Ready or Exceeds (ACT Aspire) in reading	1.0 Point
Student achieved below grade level	0.0 Points

J.F. Wahl Elementary School
ESSA School Index 2021-22

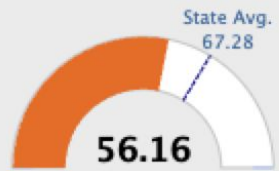
2022 ESSA School Index: Overview

5403023 - J.F. Wahl Elementary School

5403000 - Helena/ West Helena School District

 ESSA Overview

Overall ESSA Index Score



Grade Range

P-6

Grade Span

1 - Elementary Level

ESSA Indicator Scores

Public
School
Rating

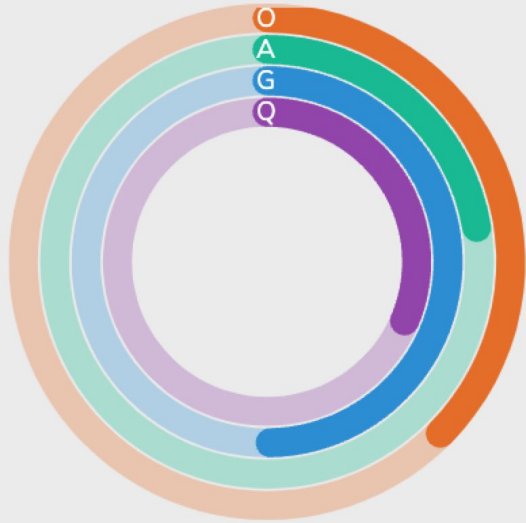
F

Gauge Bar

Rating
Scale

A = 79.26 and Above
B = 72.17 - 79.25
C = 64.98 - 72.16
D = 58.09 - 64.97
F = 0.00 - 58.08

Indicator	Score
Overall ESSA Score	56.16
Weighted Achievement Score	33.64
Value-Added Growth Score	74.6
School Quality and Student Success Score	47.21



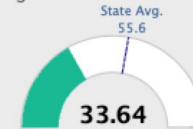
2022 ESSA School Index: Weighted Achievement

5403023 - J.F. Wahl Elementary School

5403000 - Helena/ West Helena School District

 Understanding Weighted Achievement

Weighted Achievement Score



Grade Range

P-6

Grade Span

1 - Elementary Level

State Distribution Data is not available during the private LEA review period

Distribution of School-Level Weighted Achievement Scores

State Distribution Data is not available during the private LEA review period

2022 Weighted Achievement Score Details for All Students

Performance Level and Multiplier	ELA - Students	Math - Students	Total Points	ELA + Math - Students
In Need of Support (0)	153	117	0	270
Close (0.5)	60	114	87	174
Ready (1.0)	41	34	75	75
Exceeds (1.0 or 1.25*)	15	4	19	19
Totals			181	538

Weighted Performance Points Earned = (181 / 538) * 100 = 33.64

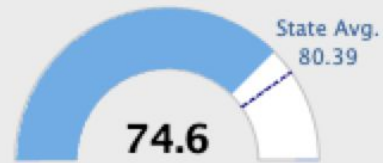
2022 ESSA School Index: School Value-Added Growth

5403023 - J.F. Wahl Elementary School

5403000 - Helena/ West Helena School District

 Understanding School Value-Added Growth

Value-Added Growth Score



Grade Range

P-6

Grade Span

1 - Elementary Level

2022 ESSA School Index: School Quality and Student Success (SQSS)

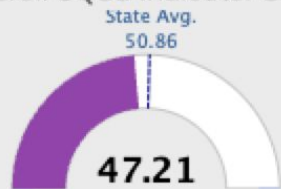
5403023 - J.F. Wahl Elementary School

5403000 - Helena/ West Helena School District

 Understanding the SQSS Indicator

Overall SQSS Score

Overall SQSS Indicator Score



Grade Range

P-6

Grade Span

1 - Elementary Level

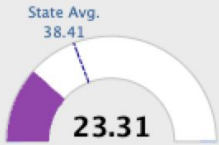
5403023 - J.F. Wahl Elementary School

5403000 - Helena/ West Helena School District

[Understanding the SQSS Indicator](#)

Reading at Grade Level ▼

Reading at Grade Level Score



State Distribution of School-Level Reading at Grade Level

State Distribution Data is not available during the private LEA review period

Reading at Grade Level Points Table

Score: $(62 / 266) * 100 = 23.31$

Total Students	266
Total # Points Possible	266
Total # Points Earned	62
Points Per Student	
Student achieved Ready or Exceeds (ACT Aspire) in reading	1.0 Point
Student achieved below grade level	0.0 Points

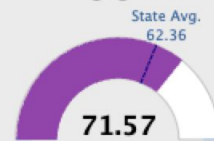
5403023 - J.F. Wahl Elementary School

5403000 - Helena/ West Helena School District

[Understanding the SQSS Indicator](#)

Student Engagement ▼

Student Engagement Score



State Distribution of School-Level Student Engagement

State Distribution Data is not available during the private LEA review period

Student Engagement Points Table

Score: $(443 / 619) * 100 = 71.57$

Total Students	619
Total # Points Possible	619
Total # Points Earned	443
Points Per Student	
Student at low risk (absent less than 5% of time enrolled)	1.0 Point
Student at moderate risk (absent 5% to less than 10% of days enrolled)	0.5 Points
Student at high risk (absent 10% or more of days enrolled)	0.0 Points

Fast Facts

- 995 Students K-12
- 21 Pre-K Students
- 4 School Buildings
(J.F. Wahl ES, Pre-K,
Central HS, & ALE)
- 153 Staff Members
 - 74 – Licensed Staff
 - 79 – Classified Staff
- 10 Bus Drivers
- 10 School Buses
- 121 Daily Bus Stops



2021-22 Budget Summary

Beginning Balance	\$3,338,867.59
Add Revenue	\$17,400,254.80
Subtract Expenses	\$12,429,838.19
Ending Balance	\$4,970,416.61

State Equalization Funding History

Year	Per Student	# Students	Funding
*2022-23	*\$7,413	*995	*\$3,568,617
2021-22	\$7,182	1,079	\$5,194,981
2020-21	\$7,018	1,154	\$3,883,054
2019-20	\$6,899	1,181	\$4,148,008
2018-19	\$6,781	1,248	\$5,548,882
2017-18	\$6,713	1,329	\$6,121,664
2016-17	\$6,646	1,381	\$6,261,391
2015-16	\$6,584	1,424	\$7,124,402
2014-15	\$6,521	1,529	\$7,501,968
2013-14	\$6,393	1,636	\$7,308,369

NOTE: *Preliminary

Elementary & Secondary School Emergency Relief (ESSER) Funds

The Helena-West Helena School District received the following allocations:

- ESSER I - \$1,052,165.49
- ESSER II - \$4,258,874.46
- ARP ESSER - \$9,571,635.93
- Detailed information about ESSER funds can be found at <https://dese.ade.arkansas.gov/Offices/public-school-accountability/federal-programs/cares-act>
- All expenditures must be directly related to COVID-19

Capital Projects

Completed or In-Progress

- ***High School Gymnasium***
 - **Phase I** – completed (Replacement HVAC)
 - **Phase II** – projected starting date November 2022
- ***Water Filling Stations***
 - Added additional water filling stations
- ***Beautification*** – All district buildings
 - Administration – completed
 - J.F. Wahl Elem. School – completed
 - Central High School – completed

Future Projects

- ***J.F. Wahl Elementary School***
 - Replacing doors: (classroom & outer)
 - Replacing Roof (leaking)
 - Fresh Air
 - Upgrading restrooms
- ***District***
 - Replacing doors
 - Upgrade restrooms
- **Digital Announcement Signs (Wahl, CHS, & Admin)**



2021-2022 Testing Calendar

Test	Grade Levels	Test Method	Test Window
Istation	K-2	Computer	3 times a year Sept/ Jan/April
Renaissance Star	3-10	Computer	3 times a year Sept/ Jan/ March
Dynamic Learning Maps (DLM): Math/ELA/ Sci Special Education Electronic Portfolio	3-10 (Qualifying Students only)	Computer	2 times a year Instructional: (Sept to Dec) Accountability: (Feb to May)
ELPA	K-12 Qualifying English Learners	Computer	2 times a year Feb to Mar Mar to Apr
ACT Aspire	3-10	Computer	April to May
ACT Paper Test	11th Graders	Paper-Pencil	Feb

District Accreditation

**Arkansas Department of Education
Standards & Assurance Review
2021- 2022 Academic Year**

State of Arkansas Accreditation Status

School	Status
Central High School	Accredited
J.F. Wahl Elementary School	Accredited
ALE	Accredited

District Wellness



- ❖ Wellness policy 5:29
- ❖ <https://www.hwhschools.org/page/state-required-information>

WELLNESS

Committee:

- Board of Directors (HWHSD)
- School Administrator
- Food Service Personnel
- Teacher Organizations
- Parents
- Students
- Nurses
- Community members

Notable responsibilities:

- Raise awareness of nutrition and physical activity
- Review the Wellness Policy every 3 years
- Assess the School Health Index at each site annually
- Review and submit recommendations for school menu yearly

HWHS Board of Education Training Hours



Sanette Davis
Total: 227.75 hours



Earnest Simpson Jr.
Total: 179.25 hours



David Strickland
Total: 43.75 hours



Troy Bobo
Total: 84.50 hours



Sandra Bagley
Total: 26 hours



Loistyne Burrell
Total: 105.00 hours



Janice Williams
Total: 49.75 hours

Communication & Community Partners

District Website: www.hwhschools.org	City of Helena-West Helena <ul style="list-style-type: none">• Police Department• Fire Department
Social Media <ul style="list-style-type: none">• Facebook (Helena-West Helena School District)• Twitter (@hwhschool)	Southern Bancorp
Articles in local paper (The Helena World)	Partners Bank
Professional Personnel Committee <ul style="list-style-type: none">• Certified• Classified	Arkansa Department of Education: Division of Elementary & Secondary Education (DESE)
School & District Marquees (forthcoming)	Great Rivers Education Service Cooperative
Parent Meetings (forthcoming)	Helena Regional Medical Center
Google Classrooms, Google Meet, Zoom	Faith-Based Groups
	Civic & Professional Groups
	University of Arkansas at Medical Sciences (UAMS)



2022-23

**Helena-West Helena School District
305 Valley Dr.
Helena, AR 72342
Office: (870) 338-4425**

RESTORING THE COUGAR PRIDE!!!