

Homework Menu Week of 2/25-3/1

**Homework is assigned Monday and due Friday*

Name: _____

Date: _____

******Have a parent initial the box for the assignment that you have completed. To show what you have completed, please send a picture, a sample of your work or another type of evidence.

<u>MATH</u>	Math project-Let's Recycle!	Math Game-Jumping Reindeer	Review assignment-Place value and ordering numbers (pgs. 16-18)
<u>LANGUAGE ARTS</u> <i>*All students should do the first option. Stamina Challenge is optional</i>	**Pick out your favorite picture book. Practice reading it at home, and bring it to school Friday to read with your buddy! You can also bring blankets, stuffies and wear your pajamas.		Stamina Challenge: Write down how much you are reading each night. Try to increase your reading time as the week continues.
<u>SPELLING</u>	Give a parent or sibling a quiz of your spelling words, then correct it.	Write your spelling words in ABC order backwards, starting at Z all the way to A.	Draw a picture and write (or hide) your spelling words in it.

Let's Recycle!



Recycling is good for the environment. In this project you will count and graph the number of objects that your family collects for recycling in one week.

Requirements:

- Keep track of the number of cans, boxes, plastic bottles, newspapers and other things that your family collects for recycling in one week by writing a list and making tally marks.
- Make a bar graph or picture graph to show how many things your family recycled in one week.
- Write at least 3 sentences describing the data you collected. Use math vocabulary words from the Word Bank to help you.

Word Bank:

more	less	fewer	most	least
sum	difference	equal	total	

- Think of a creative way to share your findings with the class. You can make a poster, a book, or even a multimedia presentation.

Bring your project to school to share on: _____

Spark

Math

Math Bag: 7

Jumping Reindeer

Directions

- This is a solitaire activity with the goal of leaving as few counters on the board as possible.
- Put a counter on every circle where the lines intersect, except the center circle.
- Remove a counter by jumping over it along a line, and landing in a empty spot. This is the only way you can move a counter.
- The first move will always land in the center spot.
- Play until no more jumps are possible.
- Challenge yourself to leave one counter on the board.
- Challenge yourself to leave one counter on the center circle!

Materials



12 counters
game board


1 player

Learning Targets

Visualization
Spatial Orientation
Deductive Reasoning
Inductive Reasoning

Things to Think About

- Can you look ahead a few moves to make sure you don't leave yourself without a jumping opportunity?
- Should you remove the outside counters or inside counters first?
- Can you repeat your best game?

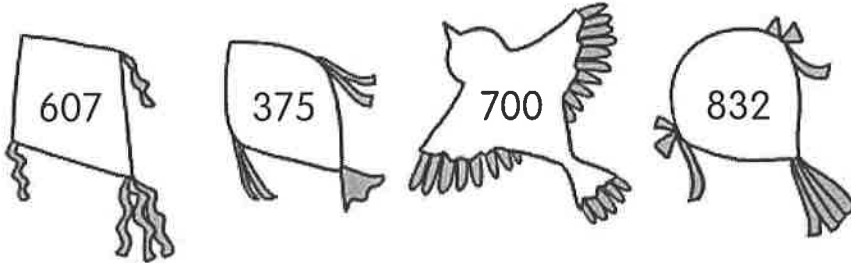


Name: _____

Date: _____

Order the numbers from least to greatest.

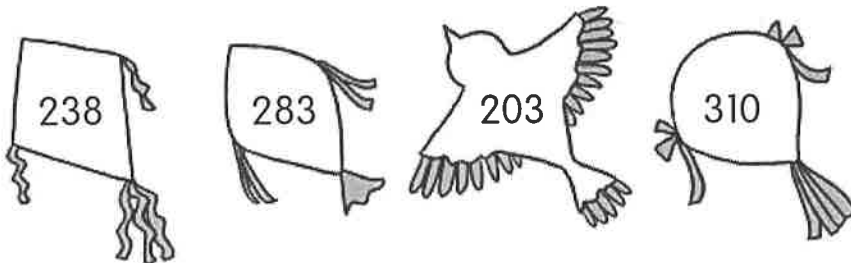
3.



_____ / _____ / _____ / _____
least

Order the numbers from greatest to least.

4.



_____ / _____ / _____ / _____
greatest

**Make four different sets of three-digit numbers.
Order them from least to greatest.**

5.



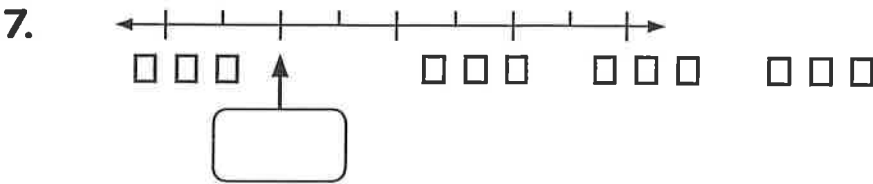
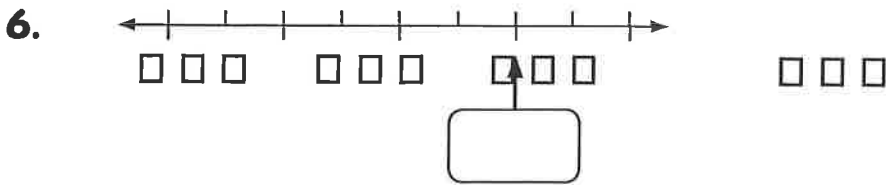
_____ / _____ / _____ / _____
least



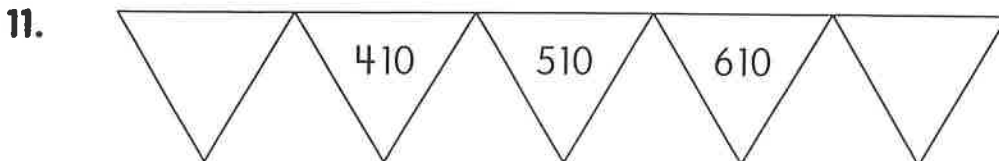
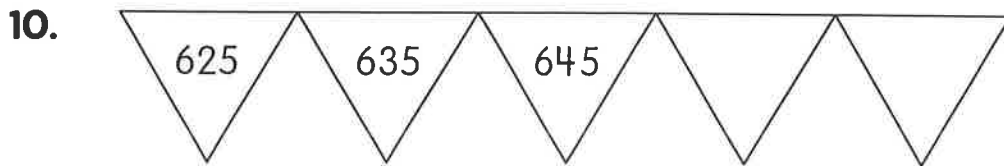
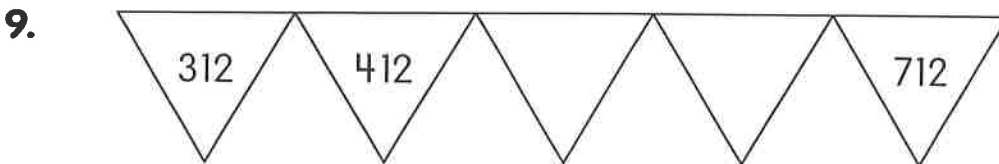
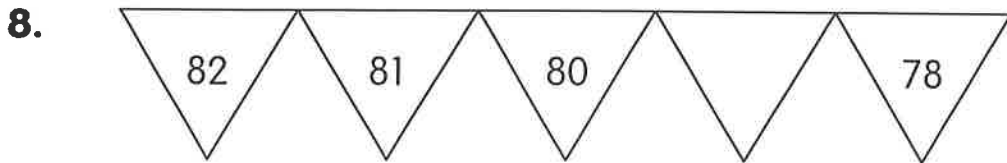
Name: _____

Date: _____

What is the missing number?



Fill in the missing numbers.



Name: _____

Date: _____



Put on Your Thinking Cap!

Fill in the blanks.

$$\text{Apple} + \text{Strawberry} + \text{Pear} = \$30$$

$$\text{Strawberry} + \text{Pear} = \$20$$

$$\text{Apple} + \text{Strawberry} = \$18$$

$$\text{Apple} = \underline{\hspace{2cm}}$$

$$\text{Strawberry} + \text{Strawberry} = \underline{\hspace{2cm}}$$

$$\text{Pear} + \text{Pear} + \text{Pear} = \underline{\hspace{2cm}}$$



<p><u>Spelling Words:</u> Skill: Silent e <i>sounds-Silent e</i> <i>makes the vowel</i> <i>say its name</i></p> <p>quake flute snake spine scrape quite shake rude globe drive prize throne quote these theme those</p> <p>Challenge words: transportation innovation</p> <p>Trick words: here there where were</p>	<p><u>Spelling Words:</u> Skill: Silent e <i>sounds-Silent e</i> <i>makes the vowel</i> <i>say its name</i></p> <p>quake flute snake spine scrape quite shake rude globe drive prize throne quote these theme those</p> <p>Challenge words: transportation innovation</p> <p>Trick words: here there where were</p>	<p><u>Spelling Words:</u> Skill: Silent e <i>sounds-Silent e</i> <i>makes the vowel</i> <i>say its name</i></p> <p>quake flute snake spine scrape quite shake rude globe drive prize throne quote these theme those</p> <p>Challenge words: transportation innovation</p> <p>Trick words: here there where were</p>	<p><u>Spelling Words:</u> Skill: Silent e <i>sounds-Silent e</i> <i>makes the vowel</i> <i>say its name</i></p> <p>quake flute snake spine scrape quite shake rude globe drive prize throne quote these theme those</p> <p>Challenge words: transportation innovation</p> <p>Trick words: here there where were</p>
---	---	---	---