



February 19, 2019

Greetings 😊

Our enrollment has fluctuated slightly, with the dropping of two students in the 6th grade and adding a new one in and also adding in three 8th grade students at semester time.

Grade	Enrollment	Attendance
5	15	
6	17	
7	23	
8	19	

We've just finished up our winter NWEA assessment and here are the results.

5th Grade Reading

Tier 3		Tier 2		Tier 1	
-20 th %		21 st % - 39 th %		40 th %+	
11	79%	2	14%	1	7%

5th Grade Math

Tier 3		Tier 2		Tier 1	
-20 th %		21 st % - 39 th %		40 th %+	
11	79%	2	14%	1	7%

5th Grade Language Arts

Tier 3		Tier 2		Tier 1	
-19 th %		20 th % - 39 th %		40 th % +	
8	57%	3	7%	3	36%

6th Grade Reading

Tier 3		Tier 2		Tier 1	
20 th %		21 st % - 39 th %		40 th % +	
12	70%	3	18%	2	12%

6th Grade Math

Tier 3		Tier 2		Tier 1	
-20 th %		21 st % - 39 th %		40 th %+	
13	76%	3	18%	1	6%

6th Grade Language Arts

Tier 3		Tier 2		Tier 1	
-20 th %		21 st % - 39 th %		40 th % +	
14	82%	2	12%	1	5%

7th Grade Reading

Tier 3		Tier 2		Tier 1	
-20 th %		21 st % - 39 th %		40 th % +	
8	35%	10	43%	5	22%

7th Grade Math

Tier 3		Tier 2		Tier 1	
-20 th %		21 st % - 39 th %		40 th % +	
15	65%	7	30%	1	4%

7th Grade Language Arts

Tier 3		Tier 2		Tier 1	
-19 th %		20 th % - 39 th %		40 th % +	
10	43%	9	39%	4	17%

8th grade Reading

Tier 3		Tier 2		Tier 1	
-19 th %		20 th % - 39 th %		40 th % +	
8	44%	6	33%	4	22%

8th Grade Math

Tier 3		Tier 2		Tier 1	
-20 th %		21 st % - 39 th %		40 th % +	
11	61%	6	33%	1	6%

8th Grade Language Arts





Tier 3		Tier 2		Tier 1	
- 19 th %		20 th % - 39 th %		40 th %+	
5	28%	8	44%	5	28%


Our focus is to work with our staff in understanding and utilizing the data to drive their instruction. It is also for them to work with the students to read and understand their scores and how they can improve them.

Scott Christianson from Ed Direction will continue to share strategies with teachers and work with them on a weekly basis through zoom for them to be more successful in the classroom.



The leadership team is also meeting with Scott one evening a week to create new goals to work with the staff. One of the things that we've been talking about is student engagement. We are trying to get teachers to step away from all the worksheets and engage students in their own learning and here are a few of the examples.

Miss Cox is introducing her students to physics and fluid dynamics by having them create vessels that will house their egg. The vessel will then be dropped from the ceiling to see if their egg is protected enough to withstand the drop.






The students in Miss Caldwell's class were learning about building structures and whether or not they could withstand an earthquake, which just happened to be made by Jello.



Our 8th grade students will also be going to Cankdeska Cikana Community College on Friday to participate in their Non-Traditional Roles Workshop. I feel that it is valuable to allow our students every opportunity possible to see what is out there for them. The workshop will allow our students to learn more careers in the various areas, such as:

- Early Childhood Education
- Social Work
- Natural Resource Management
- Health, Physical Education & Recreation
- Professional Driver Training (CDL)
- Carpentry

Last but not least, I wanted our middle school to gain a better understanding of diabetes and what our students are going through with it, being that we have several students that are diabetic. We invited Challsey from the Spirit Lake Tribal Health to come to the school and do an hour long presentation and demonstration with our middle school staff on diabetes. The staff were also able to see what it felt like to pick their finger and read their own glucose levels.



This school year seems to be going so fast. We will have one more round of NWEA assessments, the NDSA and several tours of the surrounding colleges for our middle school students.

Cheryl Poitra
Middle School Principal