



DRESS CODE




Purpose of the Dress Code

We have carefully designed the dress code with the following objectives in mind.

- ★ Create an atmosphere conducive to productive learning
- ★ Promote unity
- ★ Positive representation of Providence Hall
- ★ Easy to implement & enforce
- ★ Minimize Distractions
- ★ Appealing, comfortable & easy to obtain

Dress Code Standards for Every School Day (Even Dress Down Days)

- Students are expected to dress in a manner that demonstrates they respect themselves & the learning environment.
- Clothing should be neat, clean, in good condition & appropriate for the weather conditions.
- Clothing or appearance should never cause a disruption to the learning environment.
- No hats, head coverings, or sunglasses are to be worn in the building, except for school-approved special events.
- While not a complete list, the things you wear to school should . . .
 - NEVER reveal, show, or expose undergarments.
 - NEVER call undue or excessive attention to the body through fit or style.
 - NEVER reveal midriff skin, so tops should be long enough to tuck in & stay tucked in (doesn't have to be worn tucked in though).
 - NEVER be sleeveless (this includes tank tops, halter tops, etc.), or have deep or plunging necklines.
 - NEVER be short or expose skin higher than mid-thigh when standing naturally (ripped pants, shorts, skirts, dresses, etc.)
 - NEVER be bottoms that sit lower than the top of the hipbone.
 - NEVER advertise drugs, alcohol, tobacco, acts of violence, or lawlessness, be associated with gangs, illicit drugs, illegal substances, or have offensive or vulgar language, designs, or images or inflammatory political statements, messages, or images.

<p style="text-align: center;">Logos</p> <ul style="list-style-type: none"> ● One small graphic or adornment per clothing item that is no larger than 1" square is acceptable. ● Approved Providence Hall logos, Providence Hall graphics, or Providence Hall wording are acceptable in any size and on any clothing item. 	<p style="text-align: center;">DRESS CODE COLOR EXAMPLES</p> <div style="text-align: center;">  </div> <p style="text-align: center;">Navy Blue Classic Red White Black Tan Gray</p>
<p style="text-align: center;">Dress Code Colors</p> <ul style="list-style-type: none"> ● Approved colors (for tops & bottoms) are SOLID navy blue, classic red, white, black, tan, or gray. Top fabric can be of your choice and tops do not need a collar but must have sleeves (layering to get a sleeve is okay). ● Bottoms can have cargo pockets or be jogger style and be in fabric of your choice, but <u>no traditional blue jeans</u> are allowed. ● Color blocking of approved dress code colors (the combination of relatively large areas of two to three solid colors) is allowed <u>for junior high or high school</u>. Plaids, stripes, prints, and other such patterns are NOT color blocking. ● One-piece outfits (jumpers, jumpsuits, dresses, etc.) in approved colors are fine. ● Providence Hall spirit wear from the school, PTO, or school-sponsored sport/club can be worn. 	<p style="text-align: center;">COLOR BLOCKING EXAMPLES</p> <div style="text-align: center;">  </div>
<p style="text-align: center;">Shoes, Socks & Accessories</p> <ul style="list-style-type: none"> ● Shoes, socks, purses, backpacks & accessories can be of your choice as long as they follow the dress code guidelines. ● No flip-flops, slippers, or shoes with wheels are allowed. ● Jewelry, makeup & hair accessories should be appropriate for school. 	<p style="text-align: center;">PROVIDENCE HALL LOGOS & GRAPHICS EXAMPLES</p> <div style="text-align: center;">  </div>

Dress Down Days

- ❖ Dress-down days are special days that are approved and announced by the school.
- ❖ You can wear clothes of your choice on dress-down days; however, you are expected to adhere to the "Dress Code Standards for Every School Day" as outlined above.

Junior High & High School Consequences for Violating Dress Code

All violations will be noted and tracked in the [PHCS Skyward](#) system.

1st Violation - Warning with change of clothes provided.

2nd Violation - Parent communication via email & parent brings clothes.

3rd Violation - Meeting with parent, 30 minutes after school detention (HS)/Turn Around Time /(JH) & parent brings change of clothes.

4th Violation - 60 minutes after school detention(HS)/Turn Around Time (JH) & parent brings change of clothes.

5th Violations - 1 day out of school suspension & parent notified that further violations will result in suspensions and possible expulsion hearing.

Elementary School Consequences for Violating Dress Code

1st Violation - Parent communication by teacher.

2nd Violation - Parent communication by teacher, administration notified, & violation noted and tracked in [PHCS Skyward](#) system.

3rd and Subsequent Violations - Parent contacted by administration & violation noted and tracked in [PHCS Skyward](#) system.