

Smithville School District

Program Summary

Smithville School District is partnering with One2One Risk Solutions to provide accident protection for our technology initiative. Registering with One2One and purchasing a damage waiver will protect you from the cost to repair or replace your institution-issued device and limit your responsibility to a per-occurrence deductible outlined below, should a loss occur.

Program Pricing	
Damage Waiver Cost*	\$ 15
Limit of Liability	\$ Replacement Cost

Effective Dates
Coverage extends from the date of purchase through the end of the 2021-2022 school year.

* **Family Cap Pricing**- The program is available free of costs to students in the free/reduced program.

Coverage
Accidental Damage
Cracked Screens
Fire
Lightning
Liquid Damage
Electrical Surge
Computer Peripherals
Damages to Loaner/Replacement Device
Loss/Theft*
*This claim requires a police report to be filed.

Exclusions
Any dishonest, fraudulent, malicious or criminal acts
Any use not in accordance with District Acceptable Use Policies
Additional loss caused by the failure to use all reasonable means to protect the device after it has been damaged
Any loss to software, data, documents, music, videos, recordings or other personal information that I have placed on the device
Disappearance of the device not reported to local law enforcement

Annual Deductible Schedule	
Accidental Damage Claim # 1	\$ 25
Accidental Damage Claim # 2	\$ 25
Accidental Damage Claim # 3 & Any Additional Claims	\$ 50

Please visit www.one2onerisk.com and select "Enroll my Device" to get started.

Program Details:

Please enroll your device to receive your device.

For questions about enrollment, please e-mail ggb.one2one@ajg.com.



One2One Risk Solutions

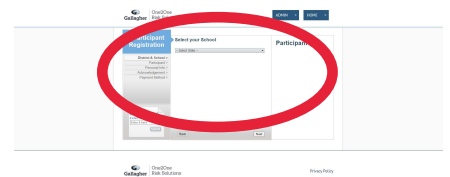
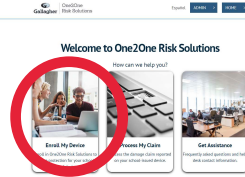


How to Enroll your Device

Step 1: Go to one2onerisk.com or scan the QR Code below

Step 2: On the Homepage Select the "Enroll My Device" Icon

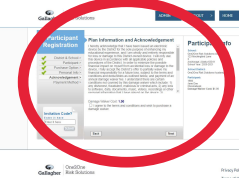
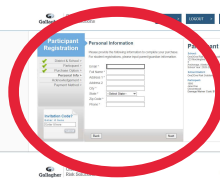
Step 3: Use the drop-down options to select your state/district/school.



Step 4: Input your Student ID

Step 5: Complete the Parent/Guardian Information Page.

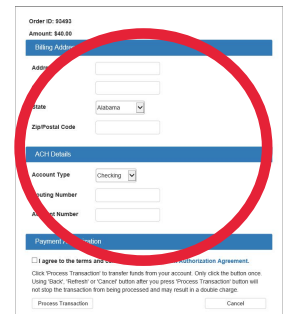
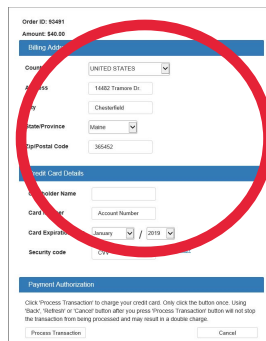
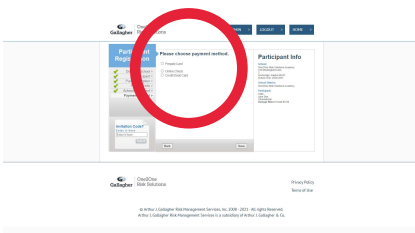
Step 6: Agree to Terms & Conditions.



Step 7: Select Payment Method.

Step 8: Credit/Debit Card Option: Complete Payment Information

Step 8: Online Check Option: Complete Payment Information



For Prepaid Cards: select "Prepaid Card" option then enter 12 digit code on back of card.

One2One Risk Solutions

