



WARREN COUNTY SCHOOL DISTRICT
 CENTRAL ADMINISTRATIVE OFFICES
 6820 MARKET STREET
 RUSSELL PA 16345-3406

AMY J. STEWART
 SUPERINTENDENT

MASTER FACILITY PLANNING PROCESS FAQ - 4/3/23

1. Q: Is the Board involving the community in the Master Facility Planning (MFP) process, and what is the timeline?

A: Yes, the process involves the community. The following timeline was determined at a public work session on January 30, 2023. The timeline was revised on March 27, 2023.

PROJECT APPROACH		PROPOSED ACTIVITY
1	Initial Board Work Session (Jan. 30, 2023)	<ul style="list-style-type: none"> Finalize basic process steps. Discuss decision-making criteria. Identify schedule milestones and dates.
2	Individual Interviews With Key Stakeholders (February 2023)	<ul style="list-style-type: none"> Follow-up with project work group to finalize schedule and discuss contacts for community <u>outreach</u> Begin ZOOM and in-person individual interviews with board members, relevant staff, and key stakeholders.
3	Board Work Session (February 27, 2023)	<ul style="list-style-type: none"> Finalize decision-making criteria, utilizing additional <u>inputs</u> from key stakeholders. Discuss additional stakeholders to be included in the individual interviews.
4	Public Engagement Session #1 Ideas & Options (March 8, 2023)	<ul style="list-style-type: none"> Facilitate Public Engagement Session #1 to explore options for reconfiguration and selection of 4 – 5 options.
5	Community Engagement/Outreach (March 24, 2023)	<ul style="list-style-type: none"> Conduct public inputs on 4-5 options (includes focus groups and survey)
6	Community Survey (April)	<ul style="list-style-type: none"> Launch community survey to obtain input on options
7	Public Engagement Session #2 Options Analysis (April 18, 2023)	<ul style="list-style-type: none"> Facilitate Session #2 to present options with discussion on the plusses, potentials, and concerns with various options.
8	Board Work Session (April 24, 2023)	<ul style="list-style-type: none"> Board Work Session to narrow options to 2-3. Work with school district to gather data on the feasibility and cost associated with various options.
9	Public Engagement Session #3 Implementation Plan (May 9, 2023)	<ul style="list-style-type: none"> Facilitate Session #3 to discuss narrowed down options and narrow to 2 Discussion on plusses, potentials, and concerns with the options.
10	Special Board Work Session (May 22, 2023)	<ul style="list-style-type: none"> Decision on option.

2. Q: Will the Public Engagement Sessions be available via Zoom?

A: No. The District wants to have a larger room for in-person participation. The larger room does not have audio capabilities to support a Zoom format.

3. Q: How will the information about the meetings be shared with the public?

A: The District will use our regular communication strategies, such as, local newspaper, local news sites, Erie television networks, website, call blast, social media, and WCSD app.

4. Q: What options are currently on the table?

A: Sheffield 9-12 moves to Warren

B: Youngsville 9-12 moves to Warren and Eisenhower

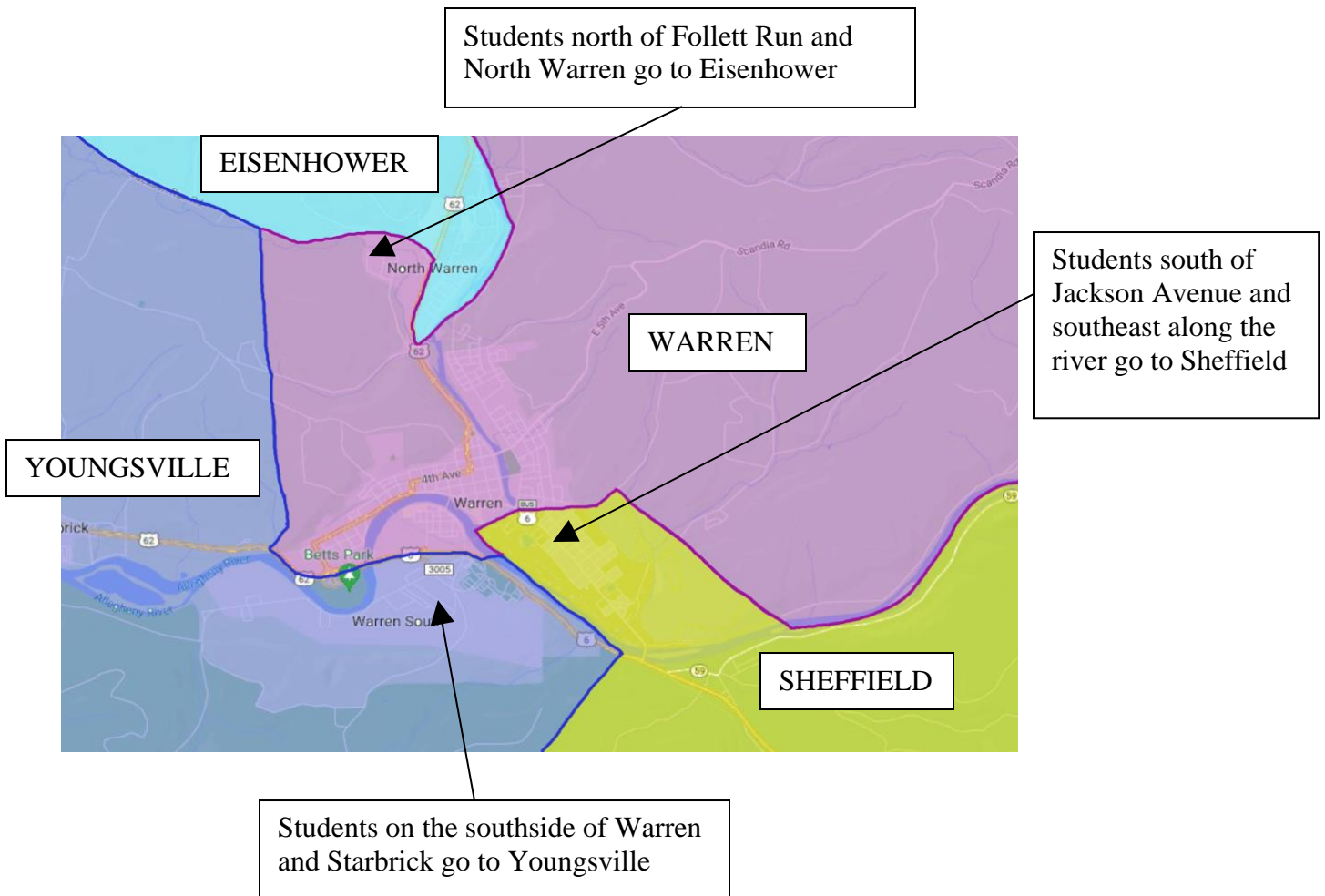
D: Create a K-12 in Youngsville

E: Eisenhower 9-12 moves to Youngsville and Warren

M: Keep all four high school open – no change to current configuration

O: ~~Autonomous schools (different school boards for each school)~~ – Per District Solicitor - The School Code does not give a Board of School Directors of a school district the authority to create autonomous schools with separate, elected Boards of Directors within the school district.

P: Adjust attendance area boundaries – taking some of the 9-12 population from Warren and redistributing students to the other three attendance areas (Eisenhower, Youngsville and Sheffield). See potential map below:



5. Q: Did the Board just begin the MFP process?

A: No, the Board has been working on this for several years. This MFP process has taken longer due to the pandemic. The Board began working on this MFP in January of 2018. The Board entered into an agreement, in public session, with Thomas & Williamson to begin the demographic study. Results of that study were shared, in public, with the Board in July of 2018. The next phase of the MFP process, the facilities assessment, began at the same time as the pandemic, in public, in March of 2019. The study was presented to the Board, in public, in February of 2021. The next phase of the MFP process, facility capacity reports, began in June of 2022 and the building reports were presented to the Board, in public, in October, November and December of 2022.

	6	7	8	9	10	11	12
CAA - Warren	189	137	163	180	180	170	162
EAA - Sheffield	30	31	36	37	33	34	30
WAA - Youngsville	52	48	58	57	43	47	51
NAA - Eisenhower	69	40	76	62	58	59	72
Total	340	256	333	336	314	310	315

6. Q: What is the current secondary enrollment, by grade, in each attendance area?

A: See chart below:

7. Q: What is the current total high school enrollment in each attendance area?

A: See chart below:

	9	10	11	12	Total
CAA - Warren	180	180	170	162	692
EAA - Sheffield	37	33	34	30	134
WAA - Youngsville	57	43	47	51	198
NAA - Eisenhower	62	58	59	72	251
Total	336	314	310	315	1275


8. Q: How are these high school enrollments compared to historical enrollments?

A: The District’s historical enrollment file contains data from 1979 to present. See bullets below:

- During the 1979-1980 school year, Sheffield had a high school enrollment of 414 students. Today’s high school enrollment at Sheffield is 32% of what it was in the 1979-1980 school year.
- During the 1979-1980 school year, Youngsville had a high school enrollment of 500 students. Today’s high school enrollment at Youngsville is 40% of what it was in the 1979-1980 school year.
- During the 1979-1980 school year, Eisenhower had a high school enrollment of 550 students. Today’s high school enrollment at Eisenhower is 46% of what it was in the 1979-1980 school year.
- During the 1979-1980 school year, Warren had a high school enrollment of 1078 students. At that time, 9th graders did not attend Warren Area High School, so if you add in the number of 9th grade students at Beaty, from that same year, the total is 1435 students. Today’s high school enrollment at Warren is 48% of what it was in the 1979-1980 school year.

9. Q: What does the projected enrollment data show?

A: Actual enrollment has been lower than projected enrollment for the last five years.

	Projected	Actual
2018	4262	4218
2019	4242	4117
2020	4249	4009
2021	4205	3947
2022	4203	3911
		
2027	4199	

10. Q: Does the projected enrollment data show an increase of student enrollment in the primary grade levels (K, 1 and 2)?

A: No, 80% of the K,1 and 2 cohort sizes are less than the cohort size of the outgoing 12th grade class.

The following chart summarizes the projected student populations from SY 2018 to SY 2027.

Table 1: District Summary

	Actual Reported Counts				Forecasted Student Counts										
	SY2014	SY2015	SY2016	SY2017	SY2018	SY2019	SY2020	SY2021	SY2022	SY2023	SY2024	SY2025	SY2026	SY2027	
K	327	280	324	294	315.8	324.3	332.8	302.5	308.4	307.8	304.6	305.5	312.2	309.3	
1	314	326	277	330	293.2	314.9	323.4	331.9	301.7	307.6	307.0	303.8	304.7	311.4	
2	311	314	326	270	324.7	289.0	310.4	318.8	327.2	297.4	303.2	302.6	299.4	300.3	
3	297	311	308	320	266.8	320.9	286.1	307.3	315.6	323.8	294.4	300.1	299.5	296.4	
4	285	305	311	315	326.2	272.2	326.0	291.3	312.8	321.3	329.7	299.7	305.5	305.0	
5	321	293	300	315	317.2	328.4	273.5	329.0	293.1	314.8	323.3	331.8	301.6	307.5	
6	354	330	312	323	334.1	334.7	345.7	289.0	348.2	311.0	334.1	343.1	352.1	320.1	
7	354	368	344	312	332.9	346.0	344.4	355.4	297.2	359.9	320.9	344.6	353.9	363.3	
8	381	352	374	334	311.5	332.2	345.2	343.7	354.6	297.0	359.2	320.7	344.4	353.7	
9	394	380	350	372	333.6	311.4	331.6	345.1	343.1	354.2	295.8	359.0	319.5	343.1	
10	376	384	386	348	370.6	333.1	309.6	330.6	343.9	341.9	352.6	295.0	357.5	318.9	
11	382	382	381	365	342.8	364.7	328.2	304.8	325.4	339.1	336.4	347.0	289.8	352.3	
12	375	382	378	387	365.7	343.2	365.4	329.1	305.5	326.8	341.2	337.5	347.7	291.0	

11. Q: Have previous Boards evaluated options for reconfiguration as they went through the Master Facility Planning process?

A: Yes, the following is an informal summary of MFP studies and subsequent actions:

Review of District Master Facility Planning Studies and Actions

- 1966 - Warren County School District is created with 32 schools
- 1967 through 1984 – Bear Lake, Clarendon, Washington, Plank Rd, Lincoln, Starbrick, Irvine and Lottsville are closed
- 1985 – Ad-Hoc Committee Building Utilization Report to Board – Internal Study
- 1985 – Renovation of Youngsville High School|
- 1988 – Seneca is closed
- 1989 - Warren County School District Evaluation of Pupil Transportation System and Impact of Revising Attendance Zones Report to Board – Ketron
- 1989 – Irvinedale, Lacy and McClintock closed
- 1993 – District Planning Committee Preliminary Report to Board – Internal Study
- 1995 – Reconstruction of Allegheny Valley
- 1996 – Renovation of Youngsville Elementary Middle School
- 1996 – Renovation of Pittsfield
- 1996 – Utilize TAB & Curwen Buildings
- 1997 – Renovation of the LEC
- 1998 – Space Utilization Study to Board – D&L
- 1999 - Warren County School District Space utilization Study – Thomas & Williamson
- 2000 – School Facilities Master Plan – Ingraham Planning Associates
- 2000 - Scandia closed
- 2000 – Renovation of Warren Area High School classrooms
- 2000 – Addition to Warren County Career Center
- 2000 – Addition to Youngsville Elementary Middle School
- 2001 – Construction of Warren Elementary
- 2002 – Pittsfield closed
- 2002 – Renovation of Russell Elementary
- 2002 – School Facilities Master Plan Update – Ingraham Planning Associates
- 2003 - Tidioute grades 9-12 closed
- 2003 – School Facilities Master Plan Update – Ingraham Planning Associates
- 2004 – Lander closed
- 2005 – Tidioute Elementary closed
- 2005 – Market Street, Pleasant, North Warren, Home Street and Jefferson closed
- 2005 – School Facility Options Study – Crabtree, Rohrbaugh & Associates
- 2009 – Warren County School District High School Feasibility Study – DeJong
- 2011 – Renovation of Beaty Warren Middle School
- 2012 – Renovation of Eisenhower Middle High School
- 2012 – Addition of Eisenhower Elementary School & Sheffield Elementary School
- 2013 – Renovation of Warren Area High School
- 2013 – Sheffield and South Street closed
- 2014 – Sugar Grove and Russell closed
- 2015 – Allegheny Valley closed
- 2017 – Renovation of Warren County Career Center
- 2018 – Ten Year Student Population Projections – Davis Demographics
- 2019 through 2021 – Facilities Assessment – Thomas & Williamson
- 2022 – Building Capacity Reports – Thomas & Williamson

12. Q: What core courses are currently taught at each of the four high schools?

A: The courses highlighted in green are taught at each school this 2022-2023 school year.

EMHS	SAMHS	WAHS	YMHS
English 9	English 9	English 9	English 9
English 9 College Preparatory	English 9 College Preparatory	English 9 College Preparatory	English 9 College Preparatory
English 9 Honors	English 9 Honors	English 9 Honors	English 9 Honors
English 10	English 10	English 10	English 10
English 10 College Preparatory	English 10 College Preparatory	English 10 College Preparatory	English 10 College Preparatory
English 10 Honors	English 10 Honors	English 10 Honors	English 10 Honors
English 11	English 11	English 11	English 11
English 11 College Preparatory	English 11 College Preparatory	English 11 College Preparatory	English 11 College Preparatory
English 11 Honors	English 11 Honors	English 11 Honors	English 11 Honors
English 12	English 12	English 12	English 12
English 12 College Preparatory	English 12 College Preparatory	English 12 College Preparatory	English 12 College Preparatory
English 12 Honors	English 12 Honors	English 12 Honors	English 12 Honors
AP English Literature & Composition	AP English Literature & Composition	AP English Literature & Composition	AP English Literature & Composition
Reading Foundations 9	Reading Foundations 9	Reading Foundations 9	Reading Foundations 9
Reading Foundations 10	Reading Foundations 10	Reading Foundations 10	Reading Foundations 10
Reading Foundations 11	Reading Foundations 11	Reading Foundations 11	Reading Foundations 11
Reading Foundations 12	Reading Foundations 12	Reading Foundations 12	Reading Foundations 12
Speech	Speech	Speech	Speech
SAT Verbal	SAT Verbal	SAT Verbal	SAT Verbal
Journalism I	Journalism I	Journalism I	Journalism I
Journalism II	Journalism II	Journalism II	Journalism II
Journalism III	Journalism III	Journalism III	Journalism III
Mythology	Mythology	Mythology	Mythology
Reading Unlimited	Reading Unlimited	Reading Unlimited	Reading Unlimited
Reading Unlimited II	Reading Unlimited II	Reading Unlimited II	Reading Unlimited II
Reading 101	Reading 101	Reading 101	Reading 101
Reading 201	Reading 201	Reading 201	Reading 201

EMHS	SAMHS	WAHS	YMHS
Algebra Concepts	Algebra Concepts	Algebra Concepts	Algebra Concepts
Geometry	Geometry	Geometry	Geometry
Consumer Math w/Applications	Consumer Math w/Applications	Consumer Math w/Applications	Consumer Math w/Applications
Algebra I College Prep	Algebra I College Prep	Algebra I College Prep	Algebra I College Prep
Algebra IA	Algebra IA	Algebra IA	Algebra IA
Algebra IB	Algebra IB	Algebra IB	Algebra IB
Algebra II	Algebra II	Algebra II	Algebra II
Algebra II College Preparatory	Algebra II College Preparatory	Algebra II College Preparatory	Algebra II College Preparatory
Algebra II Honors	Algebra II Honors	Algebra II Honors	Algebra II Honors
Geometry College Preparatory	Geometry College Preparatory	Geometry College Preparatory	Geometry College Preparatory
Geometry Honors	Geometry Honors	Geometry Honors	Geometry Honors
Pre-Calculus C.P.	Pre-Calculus C.P.	Pre-Calculus C.P.	Pre-Calculus C.P.
Pre-Calculus Honors	Pre-Calculus Honors	Pre-Calculus Honors	Pre-Calculus Honors
Trigonometry	Trigonometry	Trigonometry	Trigonometry
Statistics	Statistics	Statistics	Statistics
Calculus Honors	Calculus Honors	Calculus Honors	Calculus Honors
AP Calculus AB	AP Calculus AB	AP Calculus AB	AP Calculus AB

EMHS	SAMHS	WAHS	YMHS
United States History I	United States History I	United States History I	United States History I
United States History I College Prep	United States History I College Prep	United States History I College Prep	United States History I College Prep
Economics	Economics	Economics	Economics
American Government	American Government	American Government	American Government
Psychology	Psychology	Psychology	Psychology
Sociology	Sociology	Sociology	Sociology
U.S. Military History	U.S. Military History	U.S. Military History	U.S. Military History
U.S. History II	U.S. History II	U.S. History II	U.S. History II
U.S. History II College Prep	U.S. History II College Prep	U.S. History II College Prep	U.S. History II College Prep
AP U.S. History	AP U.S. History	AP U.S. History	AP U.S. History
AP U.S. Government & Politics	AP U.S. Government & Politics	AP U.S. Government & Politics	AP U.S. Government & Politics
AP European History	AP European History	AP European History	AP European History
Economics College Prep	Economics College Prep	Economics College Prep	Economics College Prep
American Government College Prep	American Government College Prep	American Government College Prep	American Government College Prep
Street Law	Street Law	Street Law	Street Law
Contemporary Domestic Issues	Contemporary Domestic Issues	Contemporary Domestic Issues	Contemporary Domestic Issues
Contemporary Global Issues	Contemporary Global Issues	Contemporary Global Issues	Contemporary Global Issues
Modern World History	Modern World History	Modern World History	Modern World History
Modern World History C.P.	Modern World History C.P.	Modern World History C.P.	Modern World History C.P.

EMHS	SAMHS	WAHS	YMHS
Intro to Environmental Science	Intro to Environmental Science	Intro to Environmental Science	Intro to Environmental Science
Intro to Environmental Science College Prep	Intro to Environmental Science College Prep	Intro to Environmental Science College Prep	Intro to Environmental Science College Prep
Biology College Prep	Biology College Prep	Biology College Prep	Biology College Prep
Biology	Biology	Biology	Biology
Anatomy	Anatomy	Anatomy	Anatomy
Entomology	Entomology	Entomology	Entomology
AP Biology	AP Biology	AP Biology	AP Biology
Advanced Biology Honors	Advanced Biology Honors	Advanced Biology Honors	Advanced Biology Honors
Intro to Earth Science	Intro to Earth Science	Intro to Earth Science	Intro to Earth Science
Chemistry	Chemistry	Chemistry	Chemistry
Chemistry College Prep	Chemistry College Prep	Chemistry College Prep	Chemistry College Prep
Advanced Organic Chemistry Honors	Advanced Organic Chemistry Honors	Advanced Organic Chemistry Honors	Advanced Organic Chemistry Honors
Advanced Inorganic Chemistry Honors	Advanced Inorganic Chemistry Honors	Advanced Inorganic Chemistry Honors	Advanced Inorganic Chemistry Honors
AP Chemistry	AP Chemistry	AP Chemistry	AP Chemistry
Physics College Prep	Physics College Prep	Physics College Prep	Physics College Prep
Physics	Physics	Physics	Physics
AP Physics 1	AP Physics 1	AP Physics 1	AP Physics 1
Aquatic Ecology	Aquatic Ecology	Aquatic Ecology	Aquatic Ecology
Wildlife Ecology	Wildlife Ecology	Wildlife Ecology	Wildlife Ecology
PA Habitat Ecology	PA Habitat Ecology	PA Habitat Ecology	PA Habitat Ecology
Plants and Animals	Plants and Animals	Plants and Animals	Plants and Animals
Land Ecology	Land Ecology	Land Ecology	Land Ecology

13. Q: Why aren't all courses taught at every high school?

A: Staffing at the high school level is different than staffing at the elementary and middle level. With limited exceptions, elementary and middle level students all take the same set of courses to build a strong foundation. High school staffing is designed to allow students to make choices in course selection to best meet their academic level, interests, and career pathways. There are many choices, as you can see from the charts provided in #12, above. The charts show the courses available in all core subject areas. There are additional courses available in non-core subject areas such as music, art, physical education, technology education, business/computer, family consumer science, world language, STEM and career and technical education.

Some courses can only be accessed by going to the Warren County Career Center. Generally, the other courses are not offered if they don't meet the minimum class size of 12. If a student wants to take a course that is not offered at their home school, Board policy allows the student to take the course at another school, or the student can choose to take the course virtually.

14. Q: What is a teacher preparation (prep), and why is the number of preps important?

A: The term, teacher prep, refers to a unique course the teacher is responsible for teaching, and therefore, also responsible for planning. In a large high school, which we do not have in Warren County, one high school English teacher might teach English 10 CP and English 10 Honors, repeatedly throughout one day over six or seven periods. That teacher would have two preps, one for each unique course taught (English 10 CP and English 10 Honors). In medium and small high schools, there oftentimes aren't enough students to fill several sections of the same course, so teachers have schedules that require the teaching of many different courses. In a smaller high school, one high school English teacher might teach, English 10 CP, English 10, English 9 CP, English 9 and English 12. In this example, the teacher has five preps because they are teaching five different courses.

Preparation time for the creation of strategic and engaging lessons is time-consuming and an important part of the teaching process. The more preparations a high school teacher has, the more difficult the workload.

15. Q: How many teacher preps do each of the core high school teachers have?

A: The charts below show the number of preps for each core high school teacher. The number of preps includes all courses, middle & high, each teacher is responsible for teaching during the second semester of the 2022-23 school year.

EMHS	SAMHS	WAHS	YMHS
Math	Math	Math	Math
Teacher 1 - 4 Preps	Teacher 1 - 6 Preps	Teacher 1 - 4 Preps	Teacher 1 - 5 Preps
Teacher 2 - 4 Preps and 2 hearing	Librarian - 1 math class	Teacher 2 - 5 Preps	Teacher 2 - 6 Preps
Teacher 3 - 4 Preps (1 H.S. class)	SpEd Teacher - 2 math classes	Teacher 3 - 3 Preps	
		Teacher 4 - 4 Preps & 1 Virtual	
		Teacher 5 - 3 Preps	

EMHS	SAMHS	WAHS	YMHS
Language Arts	Language Arts	Language Arts	Language Arts
Teacher 1 - 4 Preps	Teacher 1 - 5 Preps	Teacher 1 - 5 Preps	Teacher 1 - 5 Preps and 1 Virtual Period
Teacher 2 - 3 Preps and 3 Virtual Periods	Teacher 2 - 5 Preps	Teacher 2 - 3 Preps	Teacher 2 - 5 Preps and 1 Virtual Period
Teacher 3 - 5 Preps	Reading Teacher - 5 Preps	Teacher 3 - 3 Preps	Reading Teacher - 5 Preps
Teacher 4 - 5 Preps		Teacher 4 - 4 Preps	
Reading Teacher - 5 Preps		Teacher 5 - 3 Preps	
		Reading Teacher - 2 Preps	

EMHS	SAMHS	WAHS	YMHS
Social Studies	Social Studies	Social Studies	Social Studies
Teacher 1 - 5 Preps	Teacher 1 - 4 Preps	Teacher 1 - 3 Preps	Teacher 1 - 4 Preps (two coverage periods)
Teacher 2 - 2 Preps (two A.D. Periods)	Teacher 2 - 3 Preps (two A.D. Periods)	Teacher 2 - 3 Preps	Teacher 2 - 5 Preps
Teacher 3 - 3 Preps (two coverage periods)	Teacher 3 - 5 Preps (3 Tech classes)	Teacher 3 - 3 Preps	
Teacher 4 - 2 Preps		Teacher 4 - 4 Preps	
Teacher 5 - 3 Preps and 1 Virtual Period (6 coverage periods)		Teacher 5 - 2 Preps (three A.D. Periods)	

EMHS	SAMHS	WAHS	YMHS
Science	Science	Science	Science
Teacher 1 - 3 Preps	Teacher 1 - 3 Preps and 3 Virtual Periods	Teacher 1 - 2 Preps	Teacher 1 - 5 Preps
Teacher 2 - 5 Preps	Teacher 2 - 5 Preps	Teacher 2 - 3 Preps	Teacher 2 - 4 Preps
Teacher 3 - 5 Preps		Teacher 3 - 5 Preps	
		Teacher 4 - 3 Preps	
		Teacher 5 - 4 Preps	
		Teacher 6 - 3 Preps	

16. Q: What high school athletic opportunities are available at each of the county high schools?

A: The chart below shows all athletic opportunities available at each high school. Sports highlighted in green are available at the student’s school. Sports highlighted in yellow are available at a different high school in the county, and the student can participate at the other school. Sports highlighted in blue are not available to the student at this time, as cooperative agreements are not in place.

EMHS	SAMHS	WAHS	YMHS
Football	Football	Football	Football
Soccer - Boys	Soccer - Boys	Soccer - Boys	Soccer - Boys
Cheer - Fall	Cheer - Fall	Cheer - Fall	Cheer - Fall
Tennis - Girls	Tennis - Girls	Tennis - Girls	Tennis - Girls
Soccer - Girls	Soccer - Girls	Soccer - Girls	Soccer - Girls
Volleyball	Volleyball	Volleyball	Volleyball
Cross Country	Cross Country	Cross Country	Cross Country
Golf	Golf	Golf	Golf
Marching Band	Marching Band	Marching Band	Marching Band
Basketball - Boys	Basketball - Boys	Basketball - Boys	Basketball - Boys
Wrestling	Wrestling	Wrestling	Wrestling
Basketball - Girls	Basketball - Girls	Basketball - Girls	Basketball - Girls
Competitive Cheer	Competitive Cheer	Competitive Cheer	Competitive Cheer
Cheer - Winter	Cheer - Winter	Cheer - Winter	Cheer - Winter
Swim	Swim	Swim	Swim
Baseball	Baseball	Baseball	Baseball
Tennis - Boys	Tennis - Boys	Tennis - Boys	Tennis - Boys
Softball	Softball	Softball	Softball
Track	Track	Track	Track

17. Q: Why is there a lack of teachers? Is this a problem unique to our area?

A: The Pennsylvania School Board Association (PSBA) publishes the “State of Education” report on an annual basis. The 2022 report lists “staffing shortages” as the “Biggest Challenge” for PA school districts. The US Department of Education lists “Teacher Shortages by Subject”, and the information is included below.

PSBA State of Education Report - 2022

The State of Education report is developed by the Pennsylvania School Boards Association (PSBA) in partnership with the Pennsylvania Association of School Administrators (PASA).

Biggest Challenge

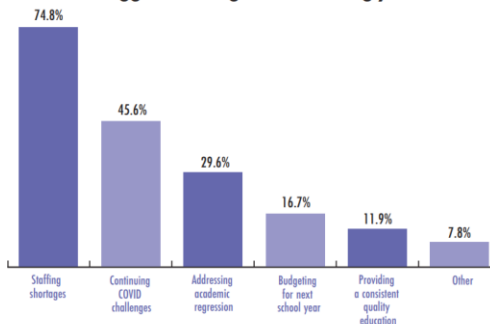


Three-quarters (75%) of school districts anticipate staffing shortages to be their biggest challenge in 2022.

Numerous challenges lie ahead

Although school districts anticipate dealing with staffing shortages for the foreseeable future, a host of other challenges also await. With the pandemic lingering on, many school leaders expect to continue dealing with related challenges as well as addressing the impact that the pandemic has had on students.

Biggest challenges in the coming year



Teacher Certifications are Down Significantly

- In the 2010-11 academic year, Pennsylvania granted 21,045 new education certifications — basically a state license that says a graduate is qualified to teach, according to the state Department of Education. By the 2019-20 academic year, that figure had dropped to just below 7,000, **a 67% decline!**
- That drop wasn't fueled by the pandemic. In the three years before COVID arrived, Pennsylvania granted an average of 7,350 education certifications per year, records show.



Teacher Shortage by Subject in 2022 - USDE

Subject Matter	Report	
	Report	Grades
Language Arts	7, 8, 9, 10, 11, 12	
English as a Second Language	Pre-K, K, 1, 2, 3, 4, 5, 6, 7, 8, 9, 10, 11, 12	
World Languages	Pre-K, K, 1, 2, 3, 4, 5, 6, 7, 8, 9, 10, 11, 12	
Core Subjects- Early Childhood Education	Pre-K, K, 1, 2, 3, 4	
Health and Physical Fitness	Pre-K, K, 1, 2, 3, 4, 5, 6, 7, 8, 9, 10, 11, 12	
Science – Life Science	7, 8, 9, 10, 11, 12	
Career and Technical Education – Computer Science	7, 8, 9, 10, 11, 12	
Family Consumer Science	Pre-K, K, 1, 2, 3, 4, 5, 6, 7, 8, 9, 10, 11, 12	
Core Subjects – Elementary Education	4, 5, 6, 7, 8	
Business Education	Pre-K, K, 1, 2, 3, 4, 5, 6, 7, 8, 9, 10, 11, 12	
Mathematics	7, 8, 9, 10, 11, 12	
Art and Music Education	Pre-K, K, 1, 2, 3, 4, 5, 6, 7, 8, 9, 10, 11, 12	
Career and Technical Education	Pre-K, K, 1, 2, 3, 4, 5, 6, 7, 8, 9, 10, 11, 12	
Social Studies	7, 8, 9, 10, 11, 12	
Special Education - All Exceptionalities	Pre-K, K, 1, 2, 3, 4, 5, 6, 7, 8, 9, 10, 11, 12	
Career and Technical Education	Pre-K, K, 1, 2, 3, 4, 5, 6, 7, 8, 9, 10, 11, 12	
Language Arts	Pre-K, K, 1, 2, 3, 4, 5, 6, 7, 8, 9, 10, 11, 12	
Health and Physical Fitness	Pre-K, K, 1, 2, 3, 4, 5, 6, 7, 8, 9, 10, 11, 12	

Source: <https://tsa.ed.gov/#/reports>



18. Q: What are our class sizes at the elementary level?

A: See chart below for 2022-2023 current base class sizes

WAEC	17	K	EES	20	K	SAES	14	K	YES	14	K
WAEC	18	K	EES	21	K	SAES	14	K	YES	15	K
WAEC	18	K	EES	21	K	SAES	19	1	YES	16	1
WAEC	17	K	EES	16	1	SAES	20	1	YES	15	1
WAEC	18	K	EES	16	1	SAES	15	2	YES	16	1
WAEC	18	K	EES	15	1	SAES	12	2	YES	17	2
WAEC	16	K	EES	15	2	SAES	15	3	YES	17	2
WAEC	23	1	EES	15	2	SAES	14	3	YES	17	2
WAEC	23	1	EES	14	2	SAES	22	4	YES	22	3
WAEC	23	1	EES	25	3	SAES	22	4	YES	22	3
WAEC	22	1	EES	26	3	SAES	18	5	YES	19	4
WAEC	22	1	EES	18	4	SAES	18	5	YES	18	4
WAEC	22	1	EES	22	4				YES	15	4
WAEC	25	2	EES	20	4				YES	19	4
WAEC	22	2	EES	24	5				YES	25	5
WAEC	23	2	EES	25	5				YES	27	5
WAEC	22	2									
WAEC	21	2									
WAEC	22	2									
WAEC	21	2									
WAEC	21	2									
WAEC	26	3									
WAEC	24	3									
WAEC	24	3									
WAEC	24	3									
WAEC	25	3									
WAEC	25	4									
WAEC	24	4									
WAEC	26	4									
WAEC	25	4									
WAEC	24	4									
BWMS	16	5									
BWMS	20	5									
BWMS	13	5									
BWMS	23	5									
BWMS	20	5									
BWMS	19	5									
BWMS	21	5									
Average Class Size		21		20			17			18	

19. Q: What are our class sizes for core subjects at the middle level?

A: See chart below for 2022-2023 class sizes from the first marking period

Course	BWMS	EMHS	SAMHS	YMHS	Course	BWMS	EMHS	SAMHS	YMHS
English Language Arts 6	22	13	16	22	Social Studies Elective 6	19			
English Language Arts 6	22	20	15	25	Social Studies Elective 7	7		21	
English Language Arts 6	21	21			Social Studies Elective 8		29	16	24
English Language Arts 6	27	16			Social Studies 8 - Civics	21	16	16	24
English Language Arts 6	24				Social Studies 8 - Civics	24	16	20	24
English Language Arts 6	19				Social Studies 8 - Civics	27	13		
English Language Arts 6	9				Social Studies 8 - Civics	21	26		
English Language Arts 7	24	20	17	21	Social Studies 8 - Civics	27			
English Language Arts 7	25	19	17	27	Social Studies 8 - Civics	19			
English Language Arts 7	22				Soc St 7 - Ancient World History	14	20	17	22
English Language Arts 7	22				Soc St 7 - Ancient World History	20	20	17	27
English Language Arts 7	22				Soc St 7 - Ancient World History	29			
English Language Arts 7	11				Soc St 7 - Ancient World History	25			
English Language Arts 8	17	18	14	23	Soc St 7 - Ancient World History	22			
English Language Arts 8	21	13	16	24	Soc St 7 - Ancient World History	25			
English Language Arts 8	24	21	6		Soc St 6 - World Geography	25	23	16	25
English Language Arts 8	24	14			Soc St 6 - World Geography	26	24	15	25
English Language Arts 8	25				Soc St 6 - World Geography	23	26		
English Language Arts 8	23				Soc St 6 - World Geography	26			
Research Study Skills 6	20		14	18	Soc St 6 - World Geography	24			
ELA Core Elective 6	19	14	10	24	Soc St 6 - World Geography	21			
ELA Core Elective 6	24				Soc St 6 - World Geography	23			
ELA Elective 7		14		19					
Research Study Skills 7	29	15							
					Soc St Average	22.29	21.30	17.25	24.43
	21.57	16.77	13.89	22.56					

Course	BWMS	EMHS	SAMHS	YMHS	Course	BWMS	EMHS	SAMHS	YMHS
Pre-Algebra 8	16	19	18	14	Science Elective 6	25	18		
Pre-Algebra 8	27	17	15	21	Science Elective 7	14			22
Pre-Algebra 8	22	19			Science Elective 8			11	
Pre-Algebra 8	19				Science 6	25	16		25
Pre-Algebra 8	23				Science 6	23	24	15	24
Algebra I Honors	22	14		11	Science 6	21	30	16	
Mathematics 6	24	24	15		Science 6	26			
Mathematics 6	18	20	16	24	Science 6	20			
Mathematics 6	24	26		23	Science 6	21			
Mathematics 6	20				Science 6	25			
Mathematics 6	16				Science 7	24	11	17	
Mathematics 6	21				Science 7	25	29	17	26
Mathematics 6	26				Science 7	25			22
Mathematics 6	14				Science 7	25			
Mathematics 7	23	29	17	24	Science 7	26			
Mathematics 7	17		17	20	Science 8	18	15	18	25
Mathematics 7	18				Science 8	25	24	18	23
Mathematics 7	18				Science 8	26	16		
Mathematics 7	26				Science 8	21			
Mathematics 7	9				Science 8	25			
Advanced Mathematics 7	19	10			Science 8	19			
Math Elective 6	20								
Math Elective 7	28				Science Average	22.95	20.33	16.00	23.86
Math Elective 8	22			25					
Math Average	20.5	19.78	16.33	20.25					

20. Q: What are our class sizes for non- core subjects at the middle level?

A: See chart below for 2022-2023 class sizes from the first marking period

Course	BWMS	EMHS	SAMHS	YMHS
Introductory Spanish 8	18	30	10	14
Introductory Spanish 8	21			21
Computer 6	28			
Computer 8	11	13	17	23
Computer 8	23	25		
Computer 8	16			
Computer 8	26			
PE 6	27	22		22
PE 6	26	25		
PE 6	21			
PE 7	21		31	18
PE 7	22			
PE 7 / Health 7		19		
Health 7		19		
PE 8	25	31	19	17
PE 8	19			
PE 8	23			
PE 8	26			
Art 7	25	15	14	
Art 6	23		12	17
Art 6	25			
Art 6	25			
Art 6	18			
Family Consumer Science 6	18	26		
Family Consumer Science 7	27	16		21
Family Consumer Science 7	16			
Family Consumer Science 7	25			
Applying Technology	21			17
Applying Technology	21			
Creating Technology	19		9	21
Design and Modeling	29			
App Creators	26			
App Creators	23			
Medical Detectives	23			
Medical Detectives	25			
Robotics	18			
STEM 6		19	15	
STEM 7				21
STEM 8		30		
Chorus 6	18			
Middle Level Chorus	46	18		
Middle Level Chorus		12		3*
Band 6	14			
Middle Level Band	33	17		20
Middle Level Band		8		
Orchestra 6	15			
Middle Level Orchestra	16			3*
Middle Level Band / Chorus			30	
Non-Core Average	22.55	20.29	17.44	19.33

*course is offered at the same time as high school

21. Q: What are our class sizes for core subjects at the high school level?

A: See chart below for 2022-2023 class sizes from the first marking period

Course	WAHS	EMHS	SAMHS	YMHS	Course	WAHS	EMHS	SAMHS	YMHS
English 9	22	17	16	24	United States History I	16		18	21
English 9	25				United States History I	14			
English 9	13				United States History I	23			
English 9 C.P.	17	24	14	17	United States History I C.P.	23	24	18	23
English 9 C.P.	16				United States History I C.P.	28	27		
English 9 C.P.	27				United States History I C.P.	28			
English 9 C.P.	16				United States History I C.P.	19			
English 9 Honors	20	9			United States History II	22		8	20
English 10	23	11	15	16	United States History II	28			
English 10	29				United States History II	17			
English 10	27				United States History II C.P.	24	21	20	21
English 10 C.P.	18	23	16	19	United States History II C.P.	24	21		
English 10 C.P.	25				United States History II C.P.	11			
English 10 C.P.	8				Modern World History	18			12
English 10 Honors	8	12			Modern World History	16			
English 11	14	13	9	15	Modern World History C.P.	14	21	17	14
English 11	29				Modern World History C.P.	15			
English 11	11				American Government	20		15	12
English 11 C.P.	29	23	17	11	American Government	20			
English 11 C.P.	17				American Government C.P	15	14	9	26
English 11 Honors	26				American Government C.P	7	31		
English 12	20	23	7	13	American Government C.P		16		
English 12	18				AP US American Govt. & Politics	29			
English 12 C.P.	26	14	15	18	AP European History	33			
English 12 C.P.	19				Psychology	24	12		11
Journalism I	10				U.S. Military History	9			
Journalism I & Journalism II		6			Contemporary Domestic Issues		21		
Mythology	10			15					
ELA Average	19.37	15.91	13.63	16.44	Social Studies Average	19.88	20.80	15.00	17.78

Course	WAHS	EMHS	SAMHS	YMHS	Course	WAHS	EMHS	SAMHS	YMHS
Algebra Concepts	14		4		Intro Environmental Science	19		19	
Algebra IA	26	20	15	22	Intro Environmental Science	5			
Algebra IA	22				Intro Environmental Science	20			
Algebra IA	21				Intro Environmental Science	18			
Algebra IA & Algebra IB				10	Intro Environmental Science C.P.	29	25	16	22
Algebra IB	20	13	12	12	Intro Environmental Science C.P.	27	29		25
Algebra IB	22				Intro Environmental Science C.P.	27			
Algebra IB	24				Intro Environmental Science C.P.	17			
Algebra IB	18				Biology	20	12	15	17
Algebra I C.P.	23	15	16	26	Biology	17			
Algebra I C.P.	25	10			Biology	22			
Algebra I C.P.	25				Biology	19			
Algebra II	16			7	Biology C.P.	17	18	16	20
Algebra II C.P.	21	9	12	12	Biology C.P.	14	18		
Algebra II C.P.	13	18			Biology C.P.	16			
Algebra II Honors	20				Biology C.P.	20			
Geometry	20	17		14	Advanced Biology Honors	25	11		
Geometry	23			4	Advanced Biology Honors	18			
Geometry	9				AP Biology	15			
Geometry C.P.	23	17	21	10	Chemistry	23	8	10	16
Geometry C.P.	9				Chemistry	17	21		
Geometry Honors	24	27			Chemistry	8			
Consumer Mathematics	13	4	15	13	Chemistry	13			
Consumer Mathematics	15				Chemistry C.P.	25	10	12	7
Pre-Calculus			15	6	Chemistry C.P.	20	16		14
Pre-Calculus C.P.	9				Chemistry C.P.	24			
Pre-Calculus Honors	12				Advanced Inorganic Chem Honors	20			12
AP Calculus AB	18				AP Chemistry	7			
Statistics	22	14			Physics				
					Physics & Physics C.P.			16	
					Physics C.P.	11			
					AP Physics	19			
					Anatomy	18			12
					Wildlife Ecology	14			
					Aquatic Ecology		10		
Math Average	18.78	14.91	13.75	12.36	Science Average	18.25	16.18	14.86	16.11

22. Q: What are our class sizes for non-core subjects at the high school level?

A: See chart below for 2022-2023 class sizes from the first marking period

Course	WAHS	EMHS	SAMHS	YMHS
Spanish I	29	17	18	21
Spanish I	25	13		21
Spanish I	24			
Spanish I	21			
Spanish II	29	24	11	8
Spanish II	21			
Spanish III	9	7	9	
Spanish III	21			
Spanish IV	9			
Competitive Sports Tournament	23		12	17
Walking for Personal Fitness & Health 9	29			13
Walking for Personal Fitness	17		11	
Strength Weight Training	28			
Recreational Activities Life		22		
Adaptive Phys Ed	6			
Health 9	18	24		
Health 9	25			
Outdoor Adventures	15			16
First Aid/CPR/Care of Athl Inj	10	17		
Art I	13			
Art I	12			
Art I & Independent Advanced Art I			13	
Art I & Fine Art Skills			18	7
Ceramics I	13			
Ceramics I	19			
Ceramics I & Ceramics II				5
Ceramics I & Craft Skills & Fine Art Skills		3		
Craft Skills	13			
AP Art and Design & Indep Advanced Art I	8			
Fine Art Skills	6			
Fine Art Skills	8			
Technological Design Systems	22			
Child Development	14	17	20	
STEM 9	20	17	15	8
STEM 9		17		
Sewing & Crafts	16			20
Foods-Prep Technique	10	9		
Foods-Prep Technique	17			
Foods-Prep Technique	23			
Baking Essentials		18	15	19
Baking Essentials				20
Consumer & Life Skills			12	
Parenting				9
Senior Band	21	7	1	9
Orchestra	6			5*
Senior Choir	22	17		3*
A Cappella Choir	12			
Ensemble Choir	8			
Non-Core Average	16.89	15.27	12.92	13.79

*course is offered at the same time as middle level

23. Q: How many support positions are currently OPEN?

A: 15

24. Q: How many professional staff are emergency certified?

A: 59

25. Q: Does the District accept student teachers to help with the teacher shortage?

A: The District has formal agreements with 19 institutions to accept student teachers.

26. Q: Why was Beaty wrestling treated differently than Youngsville and Sheffield when they didn't have enough participants?

A: They were not treated differently. During the 2022-2023 Winter Athletic Registration from October 3 - October 24, Beaty-Warren Middle School only had five students registered for wrestling. Wrestling in middle school needs to have 10 wrestlers in order maintain a program. Since it is a junior high sport, we do not need Board approval to reassign the wrestlers to another program. Beaty wrestlers were given the opportunity to wrestle in the Youngsville Middle School wrestling program. No wrestlers went to Youngsville and instead, decided to wrestle in the Kinzua Wrestling Club. This is a non-District club in which we have no jurisdiction. However, they also cannot wrestle in PIAA middle school events. They could technically have done both but did not choose to participate in the District.

27. Q: What are the graduation rate statistics for each of the four high schools?

A: Graduation statistics are calculated for each cohort, a grade level of students. The last complete set of data is for the Class of 2021 (see data in blue below). The data for the Class of 2022 (see data in yellow below) will not be complete until the end of this 22-23 school year.

WCSD GRADUATION PERCENTAGES										
2020-2021 CLASS OF 2021 COHORT						2021-2022 CLASS OF 2022 COHORT				
SCHOOL	4-Year Cohort	Statewide Average	5-Year Cohort	Statewide Average		SCHOOL	4-Year Cohort	Statewide Average	5-Year Cohort	Statewide Average
EMHS	91.80%	86.69%	94.50%	89.91%		EMHS	92.80%	N/A	N/A	N/A
SAMHS	87.00%	86.69%	85.50%	89.91%		SAMHS	90.90%	N/A	N/A	N/A
WAHS	84.40%	86.69%	86.60%	89.91%		WAHS	87.70%	N/A	N/A	N/A
YMHS	89.70%	86.69%	92.40%	89.91%		YMHS	77.80%	N/A	N/A	N/A

28. Q: How many students from each of the high schools attend the Warren County Career Center?

A:

Eisenhower = 85

Sheffield = 32

Warren = 144

Youngsville = 37

29. Q: Where can I find the results of the evaluation of facilities done by Thomas & Williamson?

A: The report is posted on Board Docs in the 2/22/21 Physical Plant & Facilities Committee.

30. Q: What are the current band and chorus numbers

A: See below

WCSD BAND AND CHORUS NUMBERS FOR THE 2022-2023 SCHOOL YEAR							
	Middle Level Chorus		Middle Level Band		Senior High Chorus		Senior High Band
EMHS	30		25		17		7
SAMHS	30*				0		1*
BWMS / WAHS	64		57		22		21
YMHS	3*		20		3*		9

NOTES:	SAMHS:	
		1 student in Senior Band doing Independent Study during Study Hall.
		Middle Level Band and Chorus students in same period with teacher and an aide
	WAHS:	A Cappella Choir (12 students); Ensemble Choir (7 students) also are run at WAHS
	YMHS:	Middle Level Chorus and Senior High Chorus are run during the same period

31. Q: What high school courses are offered virtually through the District’s Virtual Academy?

A: See below

HIGH SCHOOL CORE COURSES	Algebra I CP Algebra 1A Algebra 1B Algebra 1 A/B CR Algebra II Honors Algebra II CP Algebra II Algebra II CR Geometry Honors Geometry CP Geometry Geometry CR Pre-Calculus CP Pre-Calculus Honors Calculus Honors Consumer Math (CR)	Intro. to Environmental Science CP Intro. to Environmental Science CR Intro. to Environmental Science Biology CP Biology Biology CR Advanced Biology Honors Chemistry CP Chemistry Chemistry CR Adv. Inorganic Chemistry Honors Adv. Organic Chemistry Honors Physics CP Physics Physics CR	Accounting Animation Anatomy & Physiology I Anatomy & Physiology II Archeology Astronomy I Career Discovery Careers in Criminal Justice I Character Ed (CR) Child Development (CR) Coding I Computer Literacy Criminology Earth Science (CR) Financial Literacy Forensic Science I Forensic Science II Foundation of Game Design I Fundamentals of Bitcoin & Crypto Health Health Sci: Medicine History of the Holocaust Introduction to Artificial Intel. Introduction to Military Careers Intro to Women’s Studies Journalism Learning in a Digital World Life Management Skills Life Skills: Navigating Adulthood Marine Science (CR) Medical Term. I Medical Term. II	Music Appreciation Mythology and Folklore Paleontology (CR) Personal & Family Finance Physical Education I Physical Education II Professional Communication Psychology I Real World Parenting Social Problems: A World In Crisis Sociology Social Media Business Marketing Space Exploration (CR) Spanish I* Spanish II* Sports and Entertainment Marketing Sports Medicine Statistics Veterinary Biology Forestry and Natural Resources World Geography (CR)	HIGH SCHOOL ELECTIVES
	English 9 Honors English 9 CP English 9 (CR) English 10 Honors English 10 CP English 10 (CR) English 11 Honors English 11 CP English 11 (CR) English 12 Honors English 12 CP English 12 (CR)	US History I CP US History I (CR) US History II CP US History II (CR) Modern World History CP Modern World History (CR) American Government CP* American Government (CR)* Economics CP* Economics (CR)*			

CP = College Prep.
 CR = Credit Recovery * Half Credit Core

(CR) Credit Recovery Option
 * Full Credit Elective

32. Q: Why were there multiple versions of the Thomas & Williamson Utilization Studies?

A: Thomas & Williamson presented data to the Board that did not take into account the unused classroom spaces within the buildings. The Board and Administration wanted to see the data with AND without the unused classroom spaces, so Thomas & Williamson was asked to revisit the reports and present them with both perspectives.

33. Q: Is the District trying to sell one of the Youngsville buildings?

A: The District has stated, in public meetings, they are having conversations with the County about space. The County is in need of space, and the District has underutilized facilities. No decisions have been made, but there is potential for the County to share or take over excess space.

34. Q: Why don't we offer the higher-level academic courses at the WCCC for students assigned to Sheffield, Eisenhower and Youngsville?

A: The WCCC offers assistance and support to students in both math and English, but the district does not offer core courses for credit at the WCCC. Students are permitted to ride the WCCC bus to the Warren campus and take courses at Warren Area High School.

35. Q: What will happen to the teachers if any of the options are chosen where 9-12 students are moved to another school?

A: The teacher union (WCEA) and the District have a formally approved Collective Bargaining Agreement in place. The Agreement covers the mechanics of how staff members are moved in any circumstance. Union leaders and Human Resources can provide clarification of individual questions.

36. Q: Is the District going to cost out the options?

A: Yes, once the options are narrowed down.

37. Q: How much money is the District trying to save?

A: The Board established criteria does not have a monetary target.

38. Q: Why is the District not considering Option M, the autonomous schools model?

A: The District Solicitor reviewed the information and stated, "The School Code does not give a Board of School Directors of a school district the authority to create autonomous schools with separate, elected Boards of Directors within the school district."

39. Q: Attendance area boundaries have been changed "all over the place". Why can't we just put them back?

A: The Board of Directors has the responsibility to establish, modify, or alter attendance zone boundaries. Changes are to address operational needs of the school system and the impact on the educational program. This is stated in Policy 10106.

40. Q: Do we still have transitional areas, areas where parents can choose between attending two different schools?

A: Over time, the District permitted transitional areas where parents were permitted to choose between two different attendance areas were created. Policy 10102 addresses the Assignment of Students to School. The Policy now reads "This Policy shall govern all school assignment decisions made by the District for the 2014/2015 school year and thereafter. This Policy does

not mandate the reassignment of students who were previously assigned to a school or attendance area for a school year proceeding the 2014/2015 school year.” The intent of this language is to eventually phase out these transitional areas. Those families already involved in the school system could finish according to their choice. New families adhere to attendance area boundaries.

41. Q: If Youngsville 9-12 was moved to Eisenhower and Warren, would the Youngsville K-8 students be moved into one of the existing Youngsville schools? Would K-8 be together? Are there thoughts on what could be done with the other building?

A: K-8 being together would be a likely outcome if this Option were selected. Facilities experts would assist the District in determining which facility would best meet the long-term needs of the District. As stated in #33, it is known that the County is looking for additional space.

42. Q: Why doesn't the District offer Dual Enrollment in a centralized location, like Youngsville?

A: The District does not control the location of colleges and universities.

43. Q: Why is the District focusing on moving students instead of using technology – TEAMS, Zoom, Distance Learning, etc.?

A: The District, over decades, has utilized many different technologies to provide options for students with scheduling difficulties, students needing credit recovery, students with needs to be at home, and students who want courses for enrichment. Some technologies have provided a synchronous environment where the teacher and students meet at the same time, together, on a specific schedule. Some technologies have provided an asynchronous environment where the teacher and student communicate, but are not meeting at the same time, together, on a specific schedule. Some technologies have allowed for both synchronous and asynchronous interactions. The District can provide quality instruction via technology, but providing content and teaching with technology requires a specific skillset and provides children with a different experience than in-person learning.

44. Q: On the Committee agenda, it says “Pleasant Update”. Why is the District updating Pleasant?

A: The Board and Administration have been discussing the potential sale of Pleasant. Administration has been providing updates to the Board.

45. Q: What do other rural districts do? What do the counties of Venango, Elk, Clarion and McKean do? What about other county-wide districts?

A: The following information from the PA Department of Education website is from the 2020-2021 school year. It is the most up-to-date public school district data available on the website.

- Warren County is listed with one school district and four high schools. Warren County has a population of 38,791 listed and has 884 square miles. The four high school populations are 181, 264, 142 and 703.
- Venango County is listed with five school districts and five high schools. Venango County has a population of 50,810 listed and has 674 square miles. The five high school populations are 552, 338, 582, 256, and 600.
- Elk County is listed with three school districts and three high schools. Elk County has a population of 31,037 listed and has 827 square miles. The three high school populations are 231, 631, and 185.
- Clarion County is listed with seven school districts and seven high schools. Clarion County has a population of 37,571 listed and has 601 square miles. The seven high school populations are 208, 245, 314, 207, 320, 180, and 162.
- Cameron County is listed with one school district and one high school. Cameron County has a population of 4,596 listed and has 396 square miles. The high school population is 139.
- Clinton county is listed with one school district, Keystone Central School District, and has two high schools. Clinton County has a population of 37,824 listed and has 888 square miles. The high school populations are 119 and 1,152. The two high schools are 28 miles apart.
- Forest County is listed with one school district and two high schools. Forest County has a population of 7,121 listed and has 427 square miles. The two high school populations are 54 and 82. The two schools are 29 miles apart.
- Juniata County is listed with one school district and two high schools. Juniata County has a population of 23,607 listed and has 391 square miles. The two high school populations are 285 and 534. The two schools are 13 miles apart.
- Mifflin County is listed with one school district and has one high school with grades 10-12. Mifflin County has a population of 46,156 listed and has 411 square miles. The 10-12 population is 1,113.
- Sullivan County is listed with one school district and has one high school. Sullivan County has a population of 5,935 listed and has 450 square miles. The high school population is 170.

46. Q: Is the County population trending up or down?

A: See below:

2022 County Total Population Estimates Released

HARRISBURG – The U.S. Census Bureau released today estimates of the total population as of July 1, 2022 at the county level. Population estimates are calculated using administrative records to estimate components of population change such as births, deaths, and migration.

Key Trends in 2022 Population Estimates Data

Pennsylvania experienced an overall population decline just over 30,000 (-0.2%) between 2020 and 2022. Cumberland County (+3.5%) remained the fastest-growing county in Pennsylvania when looking at percent change from 2020 to 2022. Three other counties had populations that grew by 2.0 percent or more, including Pike (+3.5%), Adams (+2.1%), and Chester (+2.1%) counties.

The greatest percent decrease from 2020 to 2022 occurred in Forest County (-5.0%). Six other counties had populations that declined by 2.0 percent or more, including Greene (-3.6%), Clearfield (-3.3%), Cameron (-2.8%), Fayette (-2.4%), Philadelphia (-2.3%), and Warren (-2.0%).

