

LiveGrades: A Guide for Parents

Greenbrier County Schools

Using **LiveGrades**, you can access your child's grades, stay up to date on assignments and due dates, see announcements from your child's teacher, send private messages to your child's teachers, and receive messages from teachers.

Accessing LiveGrades

- Go to <https://www.livegrades.com/>, and click **Parent & Student Login**.



First time logging in? You need a **Guardian Login Information** sheet. You can get this from your child's counselor or any of your child's teachers.

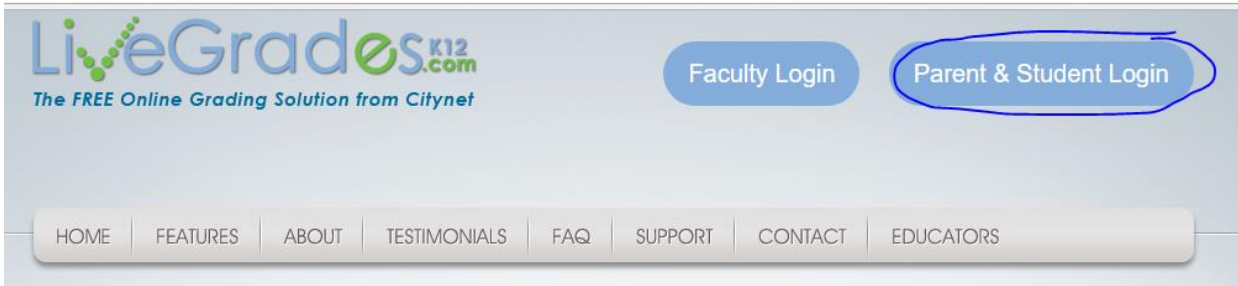
- If you are logging in for the first time, click the link to **create a new account**.

- Enter your **Contact information**, **Login information**, and **Your Student's information** from the sheet you received.

Already activated your account? If you have already activated your account, you no longer need the **Guardian Login Information** sheet, you can simply enter the username and password you specified when you activated the account.

Can't remember your username or password? Use the following steps to recover your login information.

- Go to livegrades.com, and click on Parent & Student Login



- Click the link to recover your login information.

The image shows the 'Parent & Student Login' page. It has a title 'Parent & Student Login' at the top. Below it is a section titled 'Login Information' containing two input fields: 'Username:' and 'Password:'. Below these fields is a 'SUBMIT' button. At the bottom of the section are two links: 'Click here to create a new account.' and 'Click here to recover your login information.'. The second link is circled in blue.

- Enter your email address. **You must use the email that you registered when you activated your account.** Click submit.

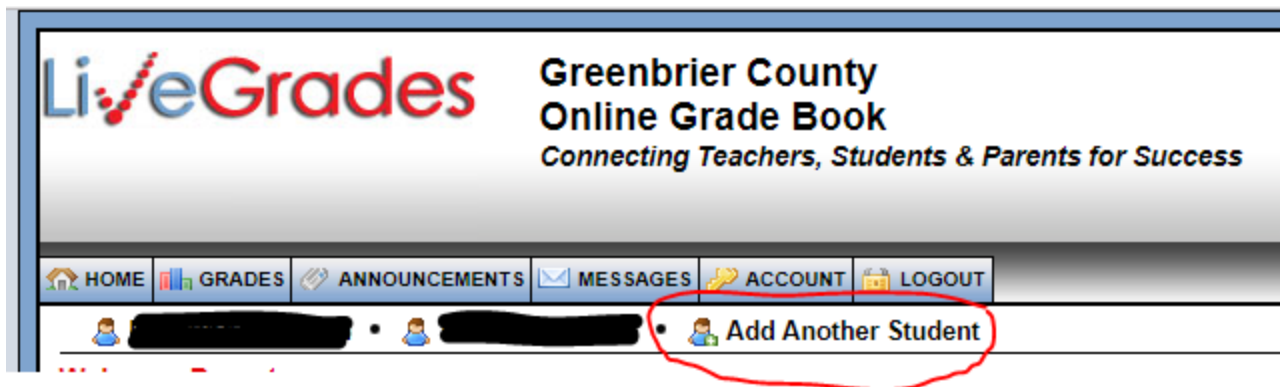
The image shows the 'Recover Login' page. It has a title 'Recover Login' at the top. Below it is a text prompt: 'Please enter the email address you registered with your login into the box below. Your login information will be emailed to you once submitted.' Below this prompt is an input field labeled 'Email Address:'. Below the input field is a 'SUBMIT' button. Both the input field and the button are circled in blue.

- Check your email and follow the directions in the email you receive from LiveGrades.

Linking Student Accounts

Do you have more than one child using LiveGrades? You can link accounts to view information for multiple children using a single login. You will need a separate **Guardian Login Information** sheet for EACH student you would like to access.

- At the top of your screen click **Add Another Student**



- Enter the **Student's Account Name** and **Student's Access Key** from that student's **Guardian Login Information** sheet. Click **Submit**.
- You should now be able to view multiple students from your parent account.

Home Tab



- The Home tab shows **Recent Announcements** and **Recent Grades**.
- Click on the announcement to view it, or click on the assignment to view assignment details.
- If you have multiple students, you can click on the arrow beside the **Dashboard** heading to cycle through home tabs for each student.



Recent Announcements

Date	Class	Title
10/10/17	SCIENCE 6	Thursday Test!

Recent Grades

Date Due	Class	Assignment	Type
NEW 9/22/17	I-READY MATH	Equivalent Fractions & Simplifying Fractions	Worksheet
NEW 10/2/17	I-READY MATH	Divide Mixed Numbers pg. 73-74	Worksheet
NEW 10/5/17	I-READY MATH	Add and Subtract Decimals pg. 80-81	Participation
NEW 10/16/17	I-READY MATH	Subtracting Decimals pg. 93-94	Worksheet
10/16/17	SCIENCE 6	Test #1, Air is Matter & Pressure	Test

[View All Grades](#)

Grades Tab



- If you have multiple students, choose the student you wish to view. Click the Grades tab again to choose another student.
- The **Grades** tab shows a list of classes for each student and an average grade for each class.
- You can view previous years' grades by changing the **Student School Year** in the top right corner of this page.

Home » [REDACTED]

Student School Year
 School Year:

Click on a class to view details about that grade, or change the school year to view other grades.

Classes

Full Year Classes

Period	Class Name	1st 9 Weeks	2nd 9 Weeks	Semester 1 Exam	3rd 9 Weeks	4th 9 Weeks	Semester 2 Exam
Homeroom	HOMEROOM 6TH - Lively	[REDACTED]	N/A	N/A	N/A	N/A	N/A
1st Period	FLEX - Smailes	[REDACTED]	N/A	N/A	N/A	N/A	N/A
2nd Period	KEYBOARDING - Fitzwater	[REDACTED]	N/A	N/A	N/A	N/A	N/A
3rd Period	PHYS ED 6 - honaker	[REDACTED]	N/A	N/A	N/A	N/A	N/A
4th Period	US HISTORY 6 - McClung	[REDACTED]	N/A	N/A	N/A	N/A	N/A
5th Period	SCIENCE 6 - Smailes	[REDACTED]	N/A	N/A	N/A	N/A	N/A
6th Period	MATH 6 - Kelly	[REDACTED]	N/A	N/A	N/A	N/A	N/A
7th Period	LANG ARTS 6 - Tharp	[REDACTED]	N/A	N/A	N/A	N/A	N/A
8th Period	I-READY MATH - Martin	[REDACTED]	N/A	N/A	N/A	N/A	N/A

- Click on a class to view a list of assignments for that class.
- View any 9 weeks by changing the **Student Grading Period** in the top right corner of this page.
- The **Date** column shows when the activity was assigned. This may be helpful in tracking what assignments your child needs to make up in the event on an absence.

Home » [REDACTED] » [US HISTORY 6](#)

US HISTORY 6

Below is a list of assignments for the selected grading period. Click on an assignment to view details about that assignment, or change the grading period to view other grades.

Class Grades

Nine Weeks	1st 9 Weeks	2nd 9 Weeks	Semester 1 Exam	3rd 9 Weeks	4th 9 Weeks	Semester 2 Exam
Grade	98% A	N/A	N/A	N/A	N/A	N/A

Assignments - 1st 9 Weeks

Date	Assignment	Type	Earned	Possible	Note
9/6/17	Discussion/lecture participation	Participation	[REDACTED]	50	
9/7/17	3 Themes of Geography Quiz	Quiz	[REDACTED]	50	
9/17/17	Causes of World War I Quiz	Quiz	[REDACTED]	50	
9/18/17	Google Classroom - World War I	Participation	[REDACTED]	10	
9/26/17	Junior Scholastic - Monument Battle	Participation	[REDACTED]	50	
10/6/17	Patriots Pen Essay	Project	[REDACTED]	100	
Total:					310

Student Grading Period
 Grading Period:

[Back](#)

- Click on an assignment to see that assignment's **Due Date**.

Discussion/lecture participation

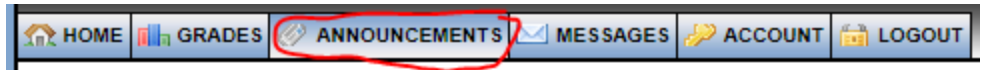
Details

Assignment Type: Participation

Date Due: 09/06/2017

Grade: [REDACTED] Value: 50 of 50

Announcements Tab



- If you have multiple students, choose the student you wish to view. Click the Announcements tab again to choose another student.
- The **Announcements** tab shows all announcements a teacher has made for any of your child's classes.
- An **Announcement** is a message sent by a teacher to an entire class. It shows up on your LiveGrades **Home** screen, and cannot be deleted. (As opposed to a **Message**, which can be sent to a single parent, a single student, or a group/class of students and parents, is not displayed on your Home screen, and can be deleted.)

Announcements

Class Announcements

Date	Title	Class
10/10/17	Thursday Test!	SCIENCE 6

- Click on the **Title** of the announcement to view it.
- The announcement below includes a word bank and study guide questions so parents can help their students study for an upcoming test.

Thursday Test!

Science Test, Thursday, October 12th

Define:

Weather meteorology atmosphere troposphere nitrogen
compressed forecast

What happens to the air particles when the plunger is pushed down on an air-filled syringe?

What evidence do you have that air has mass?

Where does weather occur in the atmosphere?

What two elements most make up Earth's atmosphere?

What evidence (2) do you have that air is matter?

Messages Tab



- The **Messages** tab displays messages sent to you by your students' teachers.
- *If you have multiple students, you will see all messages for both students in the same list.*
- Click on the **Subject** of a message to view it.

Inbox • **Sent** • **Trash** • **Compose**

Inbox

Tharp, Sandra	{ No Subject }	Oct 9, 17	<input type="checkbox"/>
Vaughan, Erica	{ No Subject }	Oct 2, 17	<input type="checkbox"/>
Tharp, Sandra	{ No Subject }	Sep 24, 17	<input type="checkbox"/>
Webb, Carolyn	{ No Subject }	Sep 20, 17	<input type="checkbox"/>
Stevenson, Alison	{ No Subject }	Sep 18, 17	<input type="checkbox"/>

[Delete Selected Messages](#)

- Click **Respond** to send a reply about this message to your child's teacher.
- Click **Delete** to delete this message from your Inbox
- Some messages include **Attachments** such as study guides for upcoming tests, makeup work, or any other document teachers wish to share with parents. Click on an attachment to download it.

Inbox • **Sent** • **Trash** • **Compose** • **Respond** • **Delete**

From: Tharp, Sandra
To: Me
Date: 10:05 AM October 9, 2017
Attachments: [Unit 4 vocabulary.pdf](#)

Students and Parents,

These are the vocabulary words and practice sheets for Unit 4. The test will be given to students on October 20. Please be sure you are studying over the course of the next two weeks.

Thank You,

Mrs. Tharp

- Send a message to a teacher or multiple teachers by clicking **Compose** at the top of your Messages screen.
- **Check the To: box** next to the teacher(s) you wish to message.
- It is helpful to include a **Subject**. This makes your message easier to locate later if needed.
- You can include **Attachments** in your message if you wish to share documents with teachers.
- Click **Send** to send your message.
- You may choose to send a message to a single teacher to ask about a specific grade, assignment, or your child's behavior in class. You may choose to message all your child's teachers to notify them if your child will be absent.

[Inbox](#) • [Sent](#) • [Trash](#) • [Compose](#)

Compose Message

To: ☐ Vaughan, Erica
☐ Tharp, Sandra
☐ Kelly, Karen
☐ O'Dell, Bryanna
☐ Webb, Carolyn

☐ Martin, Amber
☐ Crane, Brooke
☐ Lively, Heather
☐ Smailes, Angela
☐ Dick, James

☐ Fitzwater, Joey
☐ honaker, ryan
☐ McClung, Matt
☐ Stevenson, Alison

Subject:

✂️ 📄 📧 📧 📧 ABC ✓

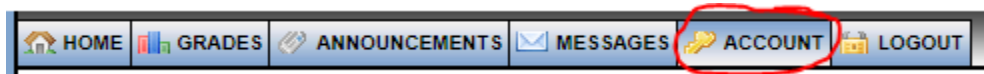
← → 📧 *I*_x 😊 Ω 🔄 🔗 🔗

B *I* U ~~S~~ x_2 x^2 $\frac{1}{2}$ $\frac{3}{4}$ $\frac{1}{x}$ $\frac{1}{x^2}$ ” “

Styles Format Font Size A A

Attachments: No file chosen
 No file chosen
 No file chosen

Account Tab



Use the **Account** tab to:

- **Add** or **Remove** students from your account
- Change your **password**
- Change your **email address** or **phone number**
- Change your **notification settings**. LiveGrades can email you when you receive a new message, new assignments are posted, or new announcements are posted.
- Click **Submit** to save your settings.

My Account

 [Add a student](#)

 [Remove a student](#)

Name:

Username:

Password:

[\[Change Password\]](#)

Email Address:

Phone Number:

[\[Update Information\]](#)

- ☒ Notify me by email when new messages are received.
- ☐ Notify me by email when new assignments have been posted.
- ☒ Notify me by email when new school and class announcements have been posted.

Questions?

If you have any additional questions, please contact your child's teacher or counselor, or your school's technology and curriculum specialist.