

Regional School Unit #34 Food Service



Alton, Bradley, & Old Town

Stephanie A. Salley, Food Service Director

156 Oak Street - Old Town, ME 04468 - (207) 827-3908 - Fax (207) 827-3925

stephanie.salley@rsu34.org


Participation

School Participation Rate Report - Breakfast										
Month	School	% of Enrollment Participating 2017-2018	% of Enrollment Participating 2018-2019	Increase or Decrease in Eligible Students Participating	% of Eligible Participating 2017-2018	% of Eligible Participating 2018-2019	Increase/ Decrease in All Students Participating	Eligibility 2018	Eligibility 2019	School
Sep	AES	45.31 %	44.68 %	2.27%	51.24%	53.51%	-0.63%	67.39%	48.89%	AES
Sep	LMS	17.30 %	35.79 %	28.07%	22.75%	50.81%	18.49%	50.80%	47.34%	LMS
Sep	OTES	31.10 %	32.99 %	-0.42%	43.14%	42.71%	1.89%	56.57%	57.22%	OTES
Sep	OTHS	10.89 %	12.02 %	0.83%	20.25%	21.07%	1.13%	47.88%	47.55%	OTHS
Sep	VRS	20.94 %	12.61 %	-6.30%	24.32%	18.02%	-8.33%	61.70%	56.25%	VRS
Oct	AES	48.15 %	46.16 %	-0.81%	57.42%	56.61%	-1.99%	52.87%	51.56%	District
Oct	LMS	29.53 %	39.01 %	14.14%	41.46%	55.60%	9.48%		<p>BANANA SPLIT BREAKFAST - A FAVORITE IN OUR CAFETERIAS!</p>	
Oct	OTES	34.35 %	36.17 %	1.14%	48.24%	49.39%	1.82%			
Oct	OTHS	13.49 %	16.35 %	3.93%	25.14%	29.07%	2.86%			
Oct	VRS	25.43 %	12.31 %	-13.19%	31.21%	18.01%	-13.11%			
Nov	AES	41.88 %	40.13 %	3.82%	59.01%	62.83%	-1.75%			
Nov	LMS	35.94 %	37.40 %	4.61%	51.44%	56.05%	1.46%			
Nov	OTES	33.50 %	34.59 %	-0.15%	49.68%	49.53%	1.08%			
Nov	OTHS	12.92 %	16.93 %	6.11%	26.48%	32.59%	4.01%			
Nov	VRS	21.28 %	13.48 %	-6.66%	26.89%	20.24%	-7.80%			
Dec	AES	40.00 %	40.79 %	10.20%	55.06%	65.26%	0.79%			
Dec	LMS	38.24 %	37.39 %	2.57%	55.78%	58.35%	-0.85%			
Dec	OTES	33.59 %	34.45 %	-1.66%	51.32%	49.66%	0.86%			
Dec	OTHS	14.61 %	17.79 %	4.09%	29.21%	33.30%	3.19%			
Dec	VRS	26.24 %	19.35 %	-1.79%	30.95%	29.17%	-6.90%			

STILL AHEAD IN JANUARY:

International Mentoring Day (Jan. 17)
 A.A. Milne's Birthday (Jan. 18)
 Civil Rights Day (Jan. 21)
 National Compliment Day (Jan. 24)
 D. Roosevelt's Birthday (Jan. 30)

Kid Inventors Day (Jan. 17)
 Martin Luther King, Jr., Day (Jan. 21)
 National Handwriting Day (Jan. 23)
 International Holocaust Remembrance Day (Jan. 27)
 Franklin Jackie Robinson's Birthday (Jan. 31)

School Participation Rate Report - Lunch										
		2017-2018	2018-2019							
Month	School	% of Enrollment Participating 2017-2018	% of Enrollment Participating 2018-2019	Increase or Decrease in Eligible Students Participating	% of Eligible Participating 2017-2018	% of Eligible Participating 2018-2019	Increase/Decrease in All Students Participating	Eligibility 2018	Eligibility 2019	School
Sep-18	AES	54.46 %	47.60 %	6.86%	52.79%	59.65%	-6.86%	67.39%	48.89%	AES
Sep-18	LMS	35.56 %	42.07 %	9.95%	45.46%	55.41%	6.51%	50.80%	47.34%	LMS
Sep-18	OTES	53.20 %	57.83 %	4.01%	64.22%	68.23%	4.63%	56.57%	57.22%	OTES
Sep-18	OTHS	30.66 %	29.09 %	-3.43%	46.92%	43.50%	-1.57%	47.88%	47.55%	OTHS
Sep-18	VRS	52.63 %	36.07 %	-11.10%	61.71%	50.61%	-16.56%	61.70%	56.25%	VRS
Oct-18	AES	60.65 %	51.82 %	5.64%	64.19%	69.83%	-8.83%	52.87%	51.56%	District
Oct-18	LMS	38.02 %	42.63 %	3.57%	52.09%	55.66%	4.61%			
Oct-18	OTES	54.90 %	59.82 %	5.18%	66.62%	71.80%	4.92%			
Oct-18	OTHS	29.31 %	30.30 %	2.16%	45.73%	47.89%	0.99%			
Oct-18	VRS	51.81 %	33.43 %	-19.14%	62.07%	42.93%	-18.38%			
Nov-19	AES	63.48 %	48.73 %	-6.59%	75.31%	68.72%	-14.75%			
Nov-18	LMS	39.19 %	44.02 %	2.68%	56.75%	59.44%	4.83%			
Nov-18	OTES	55.44 %	60.64 %	2.64%	71.84%	74.49%	5.20%			
Nov-18	OTHS	28.66 %	29.92 %	3.02%	48.83%	51.84%	1.26%			
Nov-18	VRS	57.70 %	36.76 %	-16.61%	67.44%	50.82%	-20.94%			
Dec-19	AES	62.32 %	49.37 %	-3.51%	72.35%	68.83%	-12.95%			
Dec-19	LMS	39.34 %	43.95 %	5.57%	55.15%	60.71%	4.61%	Salad Bar at Leonard Middle School: Students at LMS had their usual awesome salad bar, but on this day it also included a variety of toppings for their Chicken or Beef Walking		
Dec-19	OTES	56.30 %	62.02 %	3.44%	72.66%	76.09%	5.72%			
Dec-19	OTHS	28.57 %	30.40 %	2.44%	48.68%	51.13%	1.83%			
Dec-19	VRS	56.88 %	33.48 %	-18.04%	67.14%	49.11%	-23.40%			
	Average	47.45 %	43.50 %	-1.06 %	59.90 %	58.83 %	-3.96 %			

Information Related to the Federal Shutdown:

- We are trying to let any families that have been furloughed (or that have suffered a decrease in income for any reason) know that they may apply for Free or Reduced-price meals at any time during the school year. Their application should reflect their current income and will be accepted and processed as of the date they are received online or in our office.
- School Nutrition Programs are to continue operation and submit monthly claims as usual. Monthly claims will be paid as they have been.
- The Maine State Child Nutrition office is in operation and fully staffed.
- USDA food will continue to be offered and delivered to our schools.
- USDA Federal staff is not available during this time.

Respectfully Submitted,

Stephanie A. Salley