

Homework Menu Week of 1/22-1/25

*\*Homework is assigned Tuesday and due Friday*

Name: \_\_\_\_\_

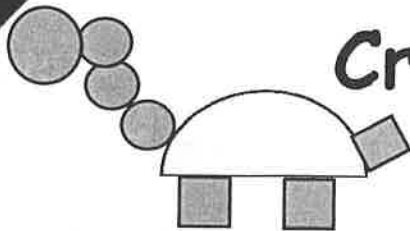
Date: \_\_\_\_\_

\*\*\*Pick one assignment from each subject to complete throughout the week. Have a parent initial the box for the assignment that you have completed. To show what you have completed, please send a picture, a sample of your work or another type of evidence.

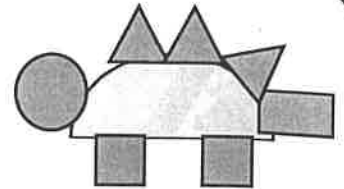
**NOTE: Everyone should do the Stamina Challenge this week.**

<u>MATH</u>	Math project-Create a Dinosaur	Down to Nothing Math Game	Visit <a href="http://wodb.ca/numbers.html">http://wodb.ca/numbers.html</a> with a parent and choose 2-3 pictures to discuss with them
<u>LANGUAGE ARTS</u>	***Stamina Challenge! Read as long as you can each night. Have a parent time you and write down how long you read each night.		
<u>SPELLING</u>	Double Writing: Hold two different colored markers or crayons in your hand. Write your words in your best handwriting.	Silly Sentences: Use each letter in a spelling word to begin a new word in a silly sentence. Example: That (Tom had a truck) Please complete a minimum of 8 sentences	Write and/or record a rap (remember to use the four beat rhyming method we used in Music) using as many of your spelling words as you can.





# Create a Dinosaur



For this project you will create a dinosaur using 2-dimensional shapes.

## Requirements:











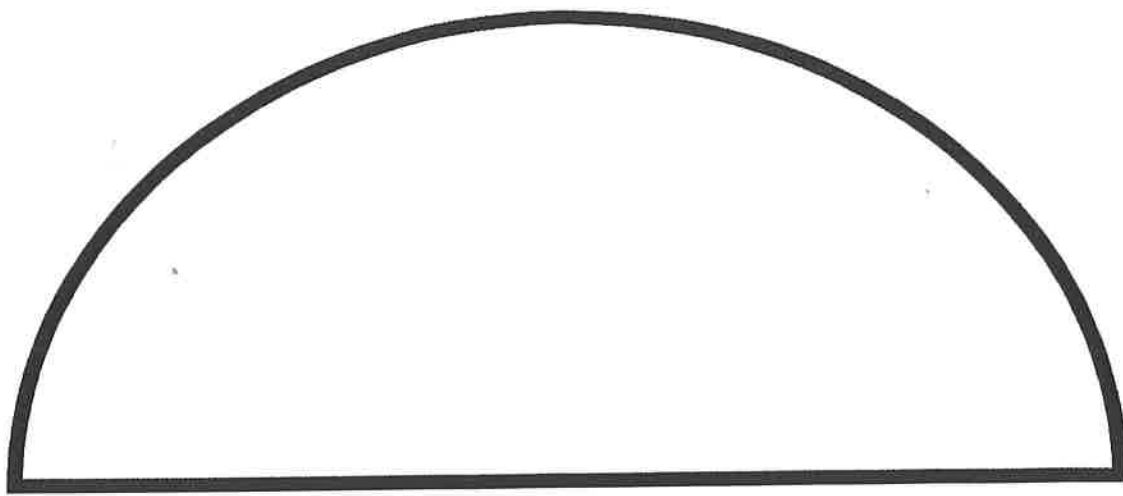
- Cut out the following shapes:

1 big half-circle, 1 medium triangle, 1 medium square, 1 medium circle, 3 small rectangles, 4 small triangles, 3 small squares, 3 small circles

- Lay out the shapes. Build a dinosaur using some, or all, of the shapes. Use the big half-circle for the body. Use the other shapes for a head, legs, neck, tail, spikes etc.
- Color the shapes and paste them onto a sheet of paper. Draw the dinosaur's natural habitat in the background.
- Write about the shapes you used.  
My dinosaur has \_\_\_\_\_ half-circle.  
My dinosaur has \_\_\_\_\_ triangles.  
My dinosaur has \_\_\_\_\_ squares.  
My dinosaur has \_\_\_\_\_ circles.  
My dinosaur has \_\_\_\_\_ rectangles.
- You will be given 2-3 minutes share your project. Practice what you will say at home with an adult so that you will feel confident speaking in front of the class.

Bring your project to school to share on: \_\_\_\_\_

# Create a Dinosaur



<p><u>Spelling Words:</u></p> <p><b><i>Skill: Adding -ed to regular words to make it happen in the past, including the three sounds of -ed, including /t/, /d/ and /id/</i></b></p> <p>drifted scratched cracked stretched smelled crunched squished punched planted thrilled</p> <p>Challenge words: pinched squelched clenched switched quacked passed equality</p> <p>Trick words: goes gone</p>	<p><u>Spelling Words:</u></p> <p><b><i>Skill: Adding -ed to regular words to make it happen in the past, including the three sounds of -ed, including /t/, /d/ and /id/</i></b></p> <p>drifted scratched cracked stretched smelled crunched squished punched planted thrilled</p> <p>Challenge words: pinched squelched clenched switched quacked passed equality</p> <p>Trick words: goes gone</p>	<p><u>Spelling Words:</u></p> <p><b><i>Skill: Adding -ed to regular words to make it happen in the past, including the three sounds of -ed, including /t/, /d/ and /id/</i></b></p> <p>drifted scratched cracked stretched smelled crunched squished punched planted thrilled</p> <p>Challenge words: pinched squelched clenched switched quacked passed equality</p> <p>Trick words: goes gone</p>	<p><u>Spelling Words:</u></p> <p><b><i>Skill: Adding -ed to regular words to make it happen in the past, including the three sounds of -ed, including /t/, /d/ and /id/</i></b></p> <p>drifted scratched cracked stretched smelled crunched squished punched planted thrilled</p> <p>Challenge words: pinched squelched clenched switched quacked passed equality</p> <p>Trick words: goes gone</p>
---	---	---	---