




# OREGON AT-A-GLANCE DISTRICT PROFILE

## McKenzie SD 68



SUPERINTENDENT: Jim Thomas | 51187 Blue River Dr, Finn Rock 97488 | 541-822-3338

### Students We Serve



### DEMOGRAPHICS

American Indian/Alaska Native	
Students	3%
Teachers	0%
Asian	
Students	0%
Teachers	0%
Black/African American	
Students	1%
Teachers	0%
Hispanic/Latino	
Students	12%
Teachers	12%
Multiracial	
Students	9%
Teachers	0%
Native Hawaiian/Pacific Islander	
Students	0%
Teachers	0%
White	
Students	76%
Teachers	88%

\* **1** Languages Spoken

Ever English Learners

**20%** Students with Disabilities

**86%** Required Vaccinations

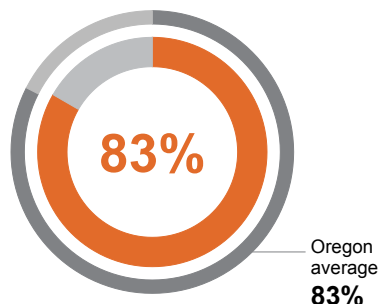
**>95%** Free/Reduced Price Lunch

\*Not enough students

### Start Strong

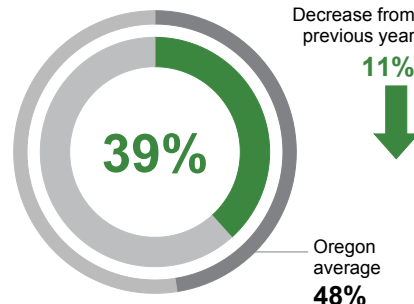
#### Grades K-2 REGULAR ATTENDERS

Students who attended more than 90% of their enrolled school days.



#### Grade 3 ENGLISH LANGUAGE ARTS

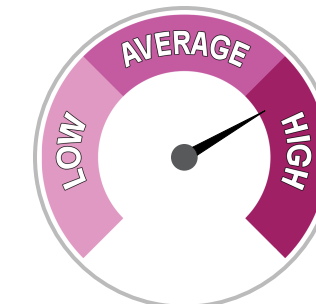
Students meeting state grade-level expectations.



### Academic Progress

#### Grades 3-8 INDIVIDUAL STUDENT PROGRESS

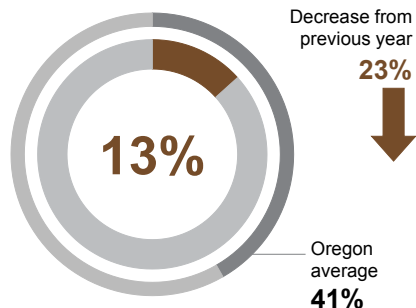
Year-to-year progress in English language arts and mathematics.



### High School Success

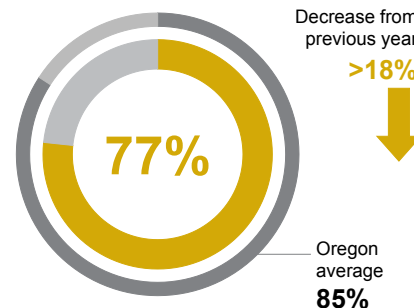
#### Grade 8 MATHEMATICS

Students meeting state grade-level expectations.



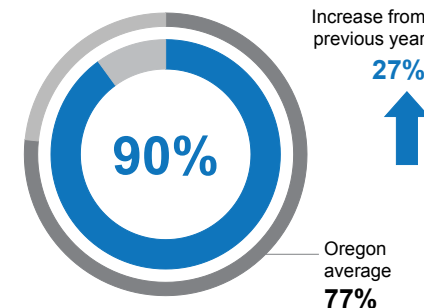
#### Grade 9 ON-TRACK TO GRADUATE

Students earning one-quarter of graduation credits in their 9th grade year.



#### Grade 12 ON-TIME GRADUATION

Students earning a diploma within four years.



### District Goals

McKenzie School District strives to "Inspire student to achieve their academic and individual potential."

Our most important goal is to increase regular student attendance. We are working to meet this goal in multiple ways. We are working to foster a welcoming environment for students, families and the greater community. We are also expanding our avenues of communication around attendance as well as academic progress. We will also continue our focus on engaging instruction.

### State Goals

The Oregon Department of Education is working in partnership with school districts and local communities to ensure a 90% on-time, four year graduation rate by 2025. To progress toward this goal, the state will prioritize efforts to improve attendance, invest in implementing culturally responsive practices, and promote continuous improvement to close opportunity and achievement gaps for historically and currently underserved students.



### Our Staff



**2**

Administrators



**15**

Teachers



**8**

Educational assistants



**0**

Counselors



**1**

Librarians



**\$18,562**

Average per pupil spending



**Teacher Experience**

Coming in 2018-19

### Outcomes

#### Grades K-2 REGULAR ATTENDERS

American Indian/Alaska Native	Not enough students
Asian	Not enough students
Black/African American	Not enough students
Hispanic/Latino	Not enough students
Multiracial	Not enough students
Native Hawaiian/Pacific Islander	Not enough students
White	85%
Free/Reduced Price Lunch	83%
Ever English Learner	Not enough students
Students with Disabilities	Not enough students
Migrant	Not enough students
Talented and Gifted	Not enough students
Female	93%
Male	78%

#### Grade 8 MATHEMATICS

American Indian/Alaska Native	Not enough students
Asian	Not enough students
Black/African American	Not enough students
Hispanic/Latino	Not enough students
Multiracial	Not enough students
Native Hawaiian/Pacific Islander	Not enough students
White	8%
Free/Reduced Price Lunch	13%
Ever English Learner	Not enough students
Students with Disabilities	Not enough students
Migrant	Not enough students
Talented and Gifted	Not enough students
Female	Not enough students
Male	Not enough students

#### Grade 3 ENGLISH LANGUAGE ARTS

Not enough students
Not enough students
Not enough students
Not enough students
Not enough students
Not enough students
50%
39%
Not enough students
Not enough students
Not enough students
Not enough students
Not enough students
Not enough students
Not enough students

#### Grade 9 ON-TRACK TO GRADUATE

Not enough students
Not enough students
Not enough students
Not enough students
Not enough students
Not enough students
Not enough students
77%
Not enough students
Not enough students
Not enough students
Not enough students
Not enough students
Not enough students
Not enough students

#### Grades 3-8 INDIVIDUAL STUDENT PROGRESS

Not enough students
Not enough students
Not enough students
Not enough students
Not enough students
Not enough students
High
High
Coming in 2018-19
Low
Coming in 2018-19
Coming in 2018-19
Coming in 2018-19
Coming in 2018-19

#### Grade 12 ON-TIME GRADUATION

Not enough students
Not enough students
Not enough students
Not enough students
0%
Not enough students
100%
90%
Not enough students
100%
Not enough students
Not enough students
100%
88%