



State of the District ISD #698-Floodwood

Dr. Rae Villebrun, Superintendent/Principal

History

- 1893-Log building
- 1911- Six room building became ISD 19
- 1926-First graduating class of five students
- 1957--ISD 698
- The district has gone through four major building projects--1958, 1976, 1995, and 2003.

Budget

FY 18 REVISED

	REVENUES	EXPENDITURES	SURPLUS/(DEFICIT)
FUND 01- GENERAL	\$ 3,332,990	\$ 3,182,643	\$ 150,347
FUND 02- FOOD SERVICE	\$ 101,150	\$ 110,220	\$ (9,070)
FUND 03- TRANSPORTATION	\$ 194,998	\$ 194,494	\$ 504
FUND 04- COMMUNITY EDUCATION	\$ 89,263	\$ 89,921	\$ (658)
FUND 05- CAPITAL	\$ 143,900	\$ 49,488	\$ 94,412
FUND 07- DEBT SERVICE	\$ 475,098	\$ 552,300	\$ (77,202)
TOTALS	\$ 4,242,987	\$ 4,273,478	\$ (30,491)

Budget

FY 19 REVISED

	REVENUES	EXPENDITURES	SURPLUS/(DEFICIT)
FUND 01- GENERAL	\$ 3,018,755	\$ 3,092,211	\$ (73,456)
FUND 02- FOOD SERVICE	\$ 98,850	\$ 107,603	\$ (8,753)
FUND 03- TRANSPORTATION	\$ 195,199	\$ 271,967	\$ (76,768)
FUND 04- COMMUNITY EDUCATION	\$ 91,770	\$ 72,989	\$ 18,781
FUND 05- CAPITAL	\$ 92,834	\$ 72,989	\$ 19,845
FUND 07- DEBT SERVICE	\$ 541,446	\$ 583,095	\$ (41,649)
TOTALS	\$ 4,038,854	\$ 4,270,165	\$ (231,311)

Personnel

Administration/Support	Office Support	Elementary Teachers	High School Teacher
Dr. Rae Villebrun	Lois Persons	Terry Gilbertson	Frank Bartsch
Teresa Hart	Deb Torvick	Lori Cawcutt	Amanda Fjeld*
Kellee Young		Jennifer Bartsch	Kerri Gillespie
Tara Fierke*		Misty Waldron	Sara Hanson
Geraldine Davidson		Summer Opacich*	Donald Olesiak
Janine Meister		Kelli Kolu	Summer Opacich*
Sarah Marshall		Joy Jones	Dale Rauvola
Beth Sandstrom		Joyce Holmes	Staci Taylor
		Dave Tollefson	Shannon Rocco
		Sarah Lindstrom	Laura Saumer
		Steve Svatos	

Personnel

Paraprofessionals	Food Service	Custodians
Bonnie Hall	Siobain Autio	Al Clark
Sarah Koivisto	Barb Romanek	John Belden
Sherilee Prusi		Cindy VanGuilder
Pam Rahja		
Shannon Ralidak		
Jacque Schreder		
Hope Skripsky		
Sue Vance		

Student Enrollment Data

PK-6	112 Students
7-12	106 Students

Special Populations

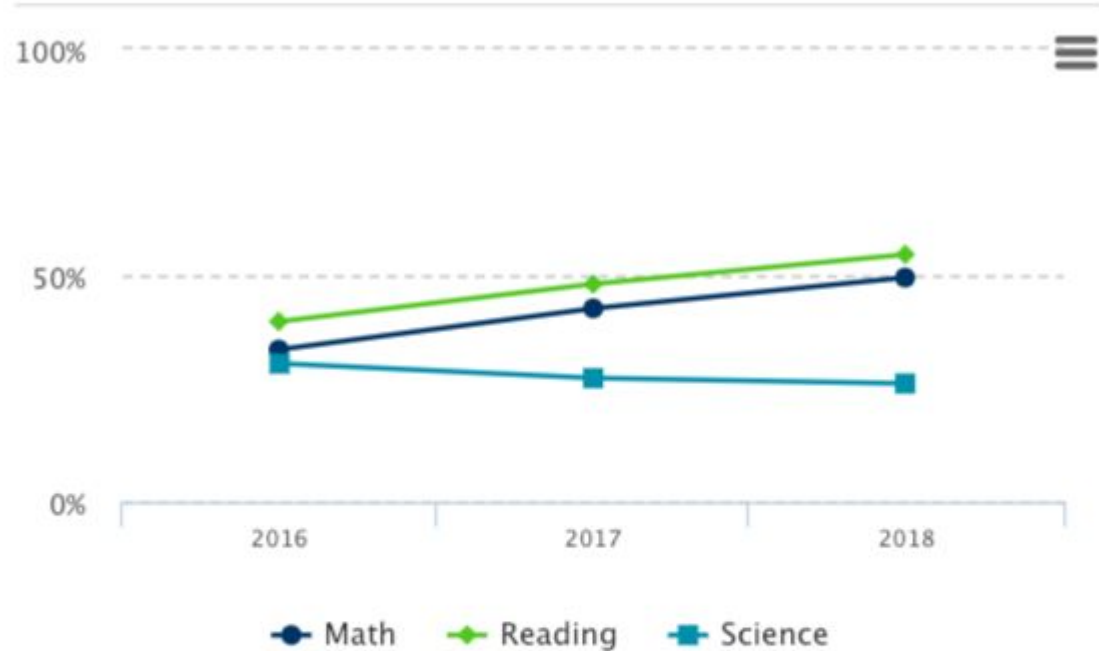
	16-17	18-19
Free and Reduced Lunch	44.5%	46.8%
Special Education	26.1%	18.4%

Academic Data

School Year	MCA Scores → <u>Reading</u>		MCA Scores → <u>Math</u>		MCA Scores → <u>Science</u>	
<u>2012 - 2013</u>	Floodwood	State	Floodwood	State	Floodwood	State
District	34.5 %	57.6 %	38.2 %	60.2 %	28.9 %	52.4 %
Elementary	40.5 %		44.3 %		32.0 %	
High School	27.3 %		45.8 %		23.8 %	
<u>2013 - 2014</u>	Floodwood	State	Floodwood	State	Floodwood	State
District	35.4 %	58.8 %	31.7 %	60.5 %	25.4 %	53.4 %
Elementary	43.2 %		43.8 %		47.6 %	
High School	27.1 %		24.0 %		16.0 %	
<u>2014 - 2015</u>	Floodwood	State	Floodwood	State	Floodwood	State
District	40.7 %	59.8 %	30.6 %	60.6 %	28.6 %	53.6 %
Elementary	43.8 %		44.8 %		41.7 %	
High School	37.0 %		32.5 %		23.7 %	
<u>2015 - 2016</u>	Floodwood	State	Floodwood	State	Floodwood	State
District	39.8 %	60.2 %	32.7 %	60.1 %	30.5 %	55.5 %
Elementary	50.9 %		43.6 %		64.7 %	
High School	30.8 %		26.7 %		16.3 %	
<u>2016 - 2017</u>	Floodwood	State	Floodwood	State	Floodwood	State
District	48.1 %	60.6 %	42.1 %	59.2 %	27.3 %	54.7 %
Elementary	61.1 %		63.0 %		40.0 %	
High School	35.2 %		23.3 %		22.5 %	
<u>2017 - 2018</u>	Floodwood	State	Floodwood	State	Floodwood	State
District	54.6 %	60.4 %	49.5 %	57.7 %	26.1 %	52.5 %
Elementary	62.5 %		64.6 %		58.3 %	
High School	46.9 %		32.6 %		19.0 %	

Academic Data

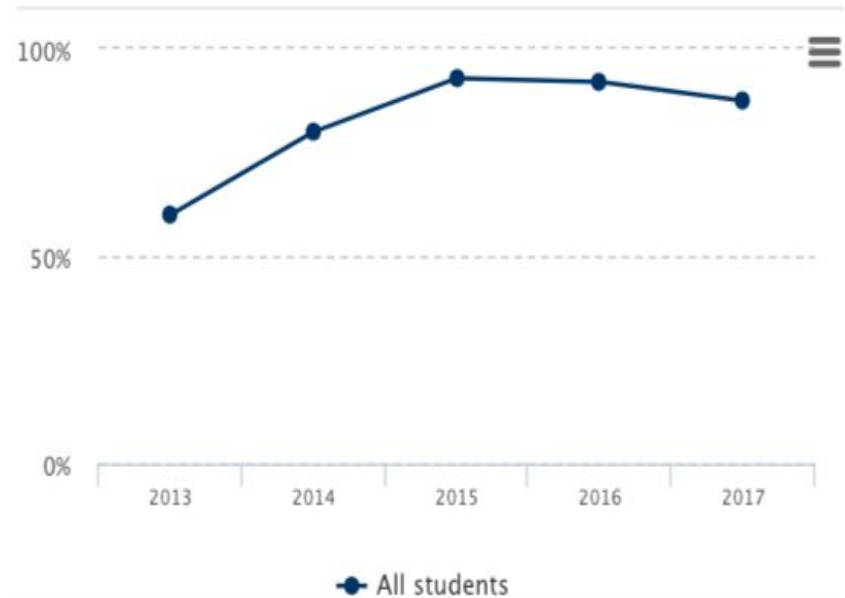
The number of students meeting standards in math, reading, and science over time



Subject	2016	2017	2018
Math	33.6% (37)	42.7% (47)	49.5% (45)
Reading	39.8% (47)	48.1% (52)	54.6% (53)
Science	30.5% (18)	27.3% (15)	26.1% (12)

Graduation Rate

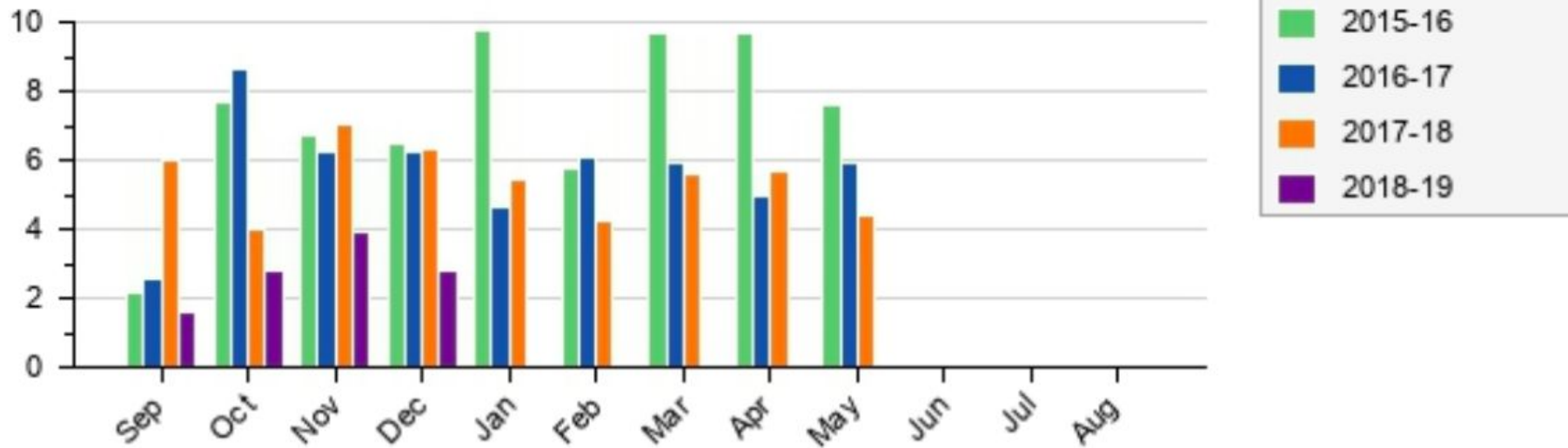
Graduation rate over time



Demographic	Year	Graduated count	Graduated %
All students	2013	15	60.0%
All students	2014	20	80.0%
All students	2015	26	92.9%
All students	2016	23	92.0%
All students	2017	14	87.5%

Behavior

Average Referrals Per Day Per Month - Multi-Year
All, 2015-16 - 2018-19



Post Secondary Education Options

- 5 PSEO with Algebra II at Floodwood
- 3 PSEO full-time
- 1 PSEO through LSC online

Activities

BOYS	GIRLS
Football	Volleyball
Cross Country	Cross Country
Basketball	Basketball
Track	Track
Baseball	Softball
	Cheerleading