



canvas

Clever R-V School District

OBSERVING YOUR STUDENT(S) IN CANVAS

Use the steps below to register as an observer of your student(s) Canvas account:

1. In your web browser, go to <https://cleverbluejays.instructure.com/login/canvas>

Parent of a Canvas User?
Click Here For an Account

**CLEVER
BLUEJAYS**

Login

Password

Stay signed in

[Forgot Password?](#)

Log In

[Help](#) [Privacy policy](#) [Terms of service](#) [Facebook](#) [Twitter](#)

INSTRUCTURE

2. In the upper right hand corner, click on the hyperlink for “Parent of a Canvas User?”

Parent of a Canvas User?
Click Here For an Account

**CLEVER
BLUEJAYS**

Login

Password

Stay signed in

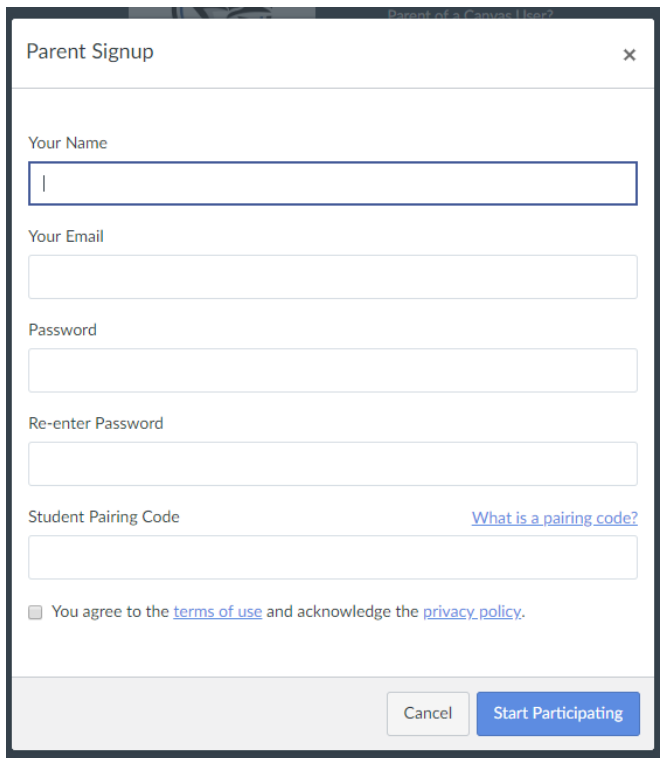
[Forgot Password?](#)

Log In

[Help](#) [Privacy policy](#) [Terms of service](#) [Facebook](#) [Twitter](#)

INSTRUCTURE

3. You will enter your name, your email address, password and your Student Pairing Code
*Your student will be able to give you the Student Pairing Code by going to Settings in their account on the left hand side and then selecting Pair with Observer on the right side of the screen.



Parent Signup

Your Name

Your Email

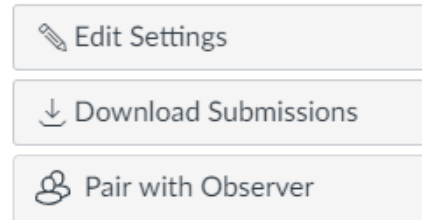
Password

Re-enter Password

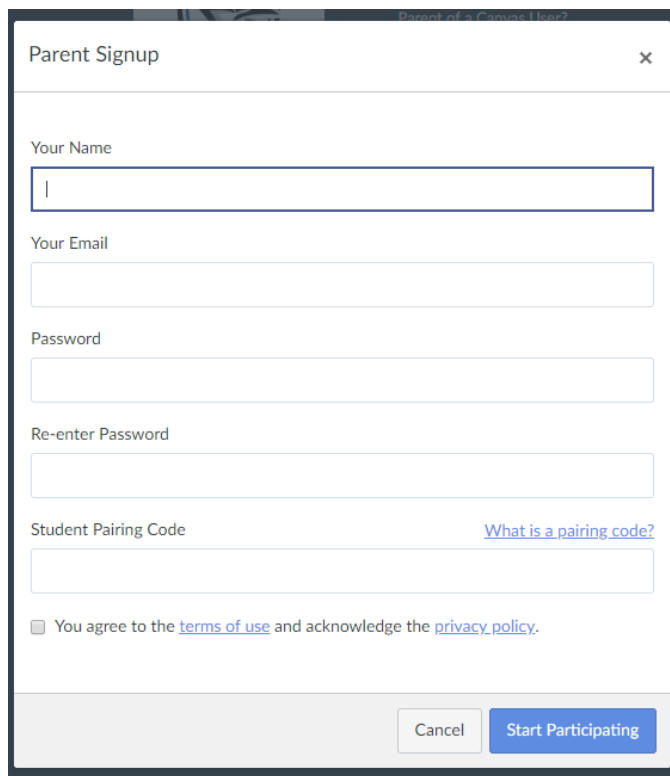
Student Pairing Code [What is a pairing code?](#)

You agree to the [terms of use](#) and acknowledge the [privacy policy](#).

Cancel Start Participating



4. Click on “Start Participating” in the bottom right corner of the signup screen.
You are now linked to the account of your student(s)!



Parent Signup

Your Name

Your Email

Password

Re-enter Password

Student Pairing Code [What is a pairing code?](#)

You agree to the [terms of use](#) and acknowledge the [privacy policy](#).

Cancel Start Participating