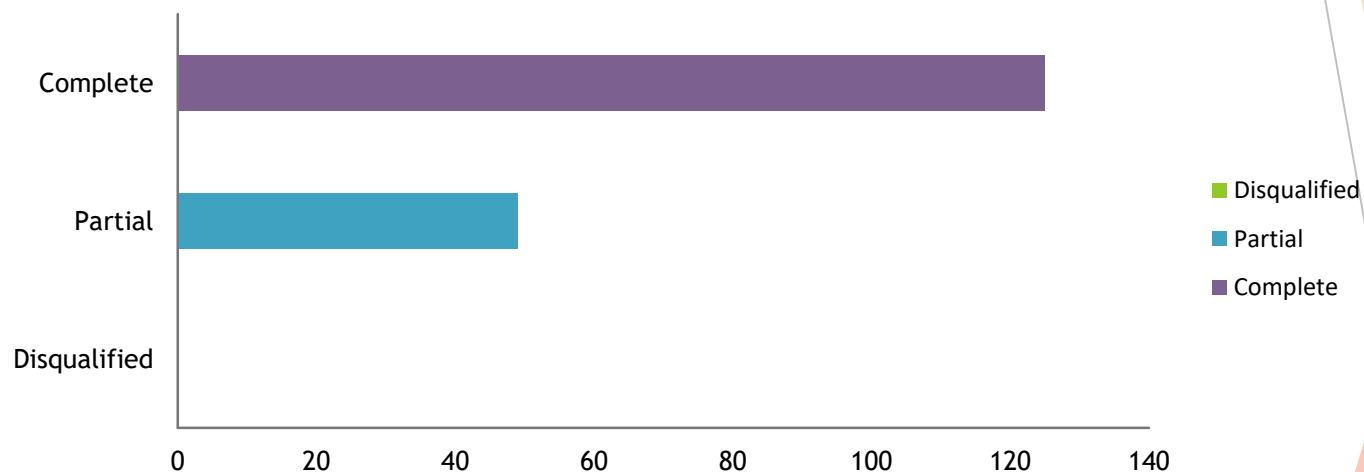





# Green Meadow School- 2018 Spring Survey Report

## Response Counts



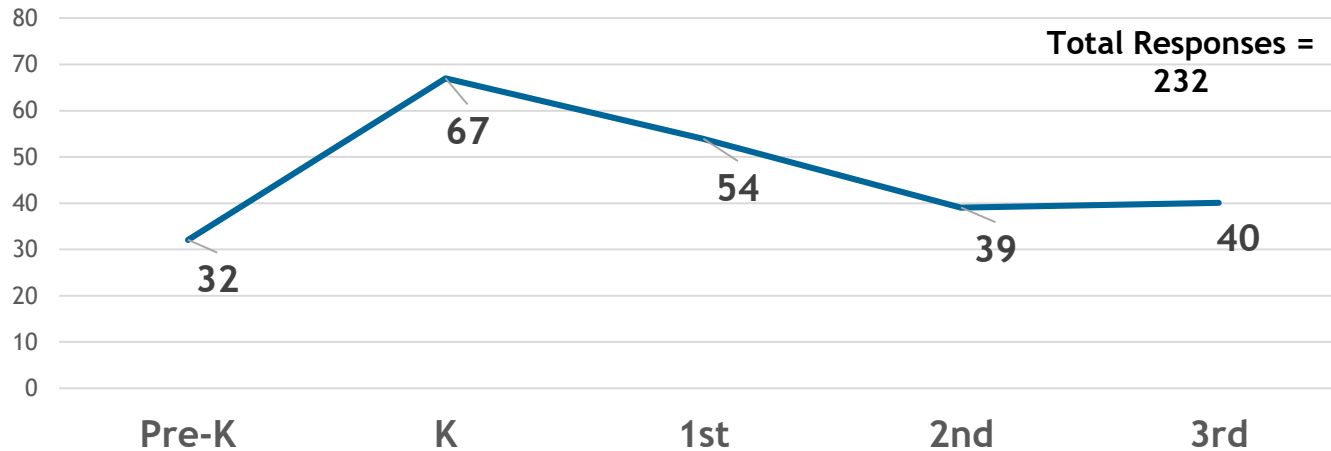
	Count	Percent
Complete	125	71.8
Partial	49	28.2
Disqualified	0	0
<b>Totals</b>	<b>174</b>	

1. How many children did you have attending Green Meadow last academic year?














Number of Children		Percent
1		82.0%
2		16.9%
3		1.2%

Total Responses	172
-----------------	-----

2. What grade did your child (or children) complete last academic year?



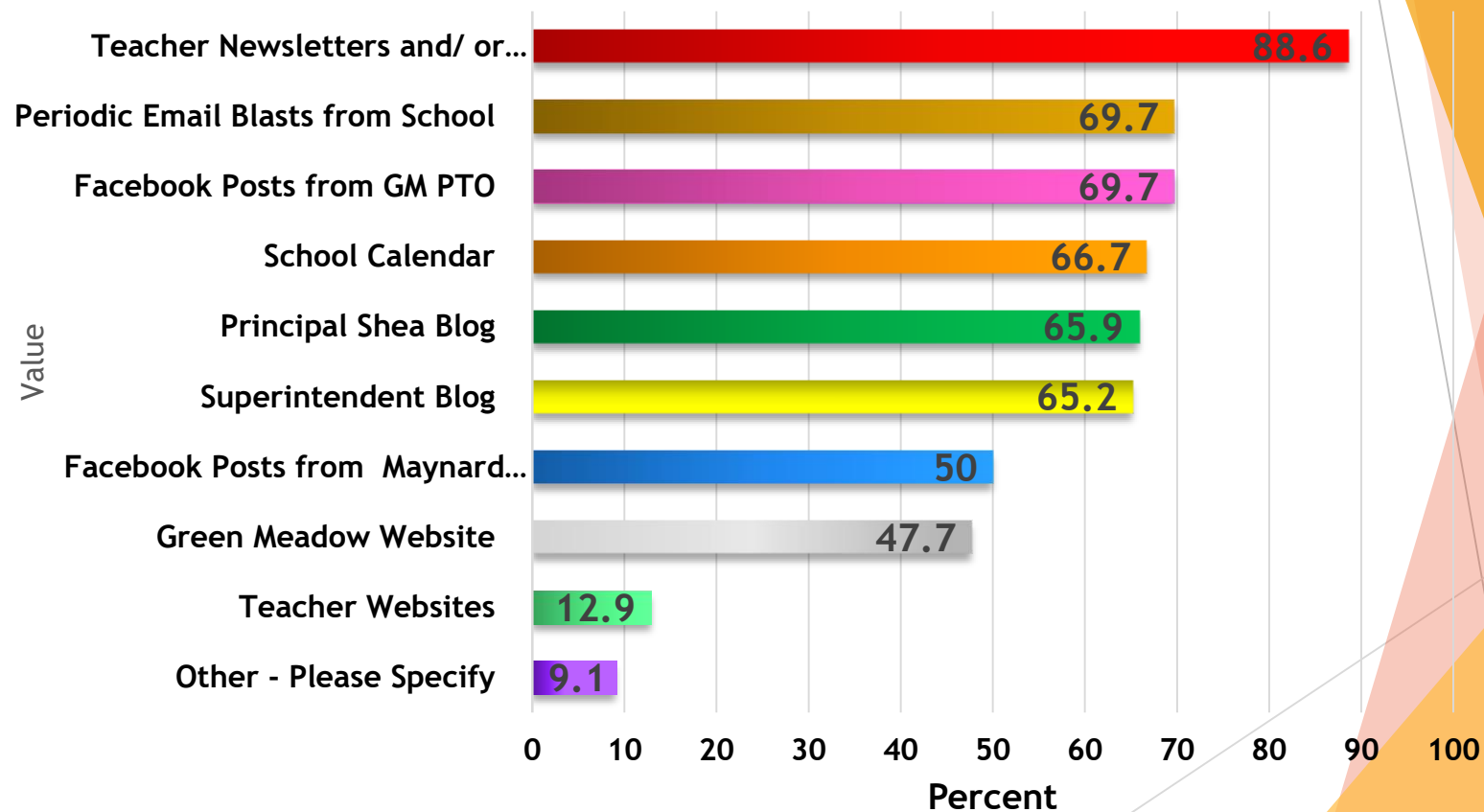
### 3. Which, if any, special events have you attended last academic year?

Value		Percent
Parent Teacher Conferences		92.3%
Back to School "Meet and Greet"		80.3%
School Art Show		78.2%
Open House in April		74.6%
Student Concerts/ Presentations		73.2%
Curriculum Night in September		71.8%
Monster March		65.5%
Bingo for Books		32.4%
Kindergarten Welcome Night		30.3%
Morning Parent Coffees		13.4%
Other - Please Specify		13.4%
Parent Presentations, e.g., topics such as MCAS or Math		10.6%
None		2.1%
Total Responses		142

4. You indicated you had attended one or more of the events below. How valuable did you find these events?

	Not at all Valuable	Limited Value	Moderate Value	Valuable	Very Valuable	Responses
Curriculum Night in September	0.8%	6.5%	22.8%	39.0%	30.9%	<b>123</b>
Back to School "Meet and Greet"	2.4%	4.0%	13.7%	41.9%	37.9%	<b>124</b>
School Art Show	%	3.4%	21.8%	50.4%	24.4%	<b>119</b>
Bingo for Books	7.1%	12.9%	11.4%	22.9%	45.7%	<b>70</b>
Parent Presentations, e.g., topics such as MCAS or Math	11.1%	22.2%	13.0%	33.3%	20.4%	<b>54</b>
Open House in April	0.9%	2.7%	19.5%	39.8%	37.2%	<b>113</b>
Student Concerts/ Presentations	%	%	7.9%	35.1%	57.0%	<b>114</b>
Morning Parent Coffees	14.0%	22.0%	14.0%	32.0%	18.0%	<b>50</b>
Parent Teacher Conferences	%	%	2.3%	21.7%	76.0%	<b>129</b>
Kindergarten Welcome Night	2.7%	2.7%	9.6%	31.5%	53.4%	<b>73</b>
Monster March	1.0%	5.1%	36.7%	30.6%	26.5%	<b>98</b>
Other: Mystery Reader	%	%	%	%	100.0%	<b>1</b>
Other: PTO meeting	%	100.0%	%	%	%	<b>1</b>
Other: SEPAC Events	%	%	%	%	100.0%	<b>1</b>
Other: SEPAC events	%	%	%	100.0%	%	<b>1</b>
Other: SEPAC meetings	%	%	%	%	100.0%	<b>1</b>
Other: SEPAC social	%	%	%	100.0%	%	<b>1</b>
Other: Sepac meetings	%	%	%	%	100.0%	<b>1</b>
Other: Tiger Trot	%	%	20.0%	20.0%	60.0%	<b>5</b>
Other: classroom presentations	%	%	%	%	100.0%	<b>1</b>
Other: prek special events	%	%	%	%	%	<b>0</b>

5. Please indicate which forms of communication you read/ access last academic year?  
(select all that apply)



6. You mentioned you read or accessed a form of school communication last academic year. How would you rate these forms of communication at getting you the information you needed?

	Very Poor	Poor	Fair	Good	Very Good	Responses
Principal Shea Blog	6.3%	8.0%	32.1%	42.0%	11.6%	112
Green Meadow Website	9.7%	17.5%	42.7%	24.3%	5.8%	103
School Calendar	1.8%	7.3%	25.5%	50.0%	15.5%	110
Teacher Websites	24.1%	13.8%	24.1%	31.0%	6.9%	58
Teacher Newsletters and/ or Emails	0.8%	5.0%	14.9%	33.1%	46.3%	121
Periodic Email Blasts from School	%	2.7%	23.9%	51.3%	22.1%	113
Superintendent Blog	3.7%	14.7%	36.7%	34.9%	10.1%	109
Facebook Posts from GM PTO	0.9%	2.8%	9.4%	39.6%	47.2%	106
Facebook Posts from Maynard Public Schools	3.5%	5.8%	22.1%	48.8%	19.8%	86
Other: Class Facebook Groups	%	%	100.0%	%	%	1
Other: Class of 2030 blog/parent summaries of activities	%	%	%	%	100.0%	1
Other: Facebook SEPAC posts	%	%	%	%	100.0%	1
Other: Parent Summary emails	%	%	%	%	100.0%	1
Other: Parent email	%	%	%	%	100.0%	1
Other: classmates FB page	%	%	%	%	100.0%	1
Other: FB groups for classes or SEPAC	%	%	%	100.0%	%	1

7. To what extent do you agree, if at all, with the below statements regarding the overall school experience last academic year?

	Strongly Disagree	Disagree	Moderately Agree	Agree	Strongly Agree	Responses
I feel welcome at my child's school	0.8%	5.6%	16.0%	40.0%	37.6%	125
My child enjoys recess	%	0.8%	12.0%	40.8%	46.4%	125
I feel my child has a good relationship with their teacher	0.8%	4.0%	11.2%	24.8%	59.2%	125
My child is having a positive experience at school	0.8%	3.2%	16.9%	37.9%	41.1%	124
I believe my child feels safe at school	%	1.6%	16.9%	48.4%	33.1%	124
Other: I feel my child receives all services required by IEP	100.0%	%	%	%	%	1
Other: I feel my child's safety is taken seriously, and in accordance with his unique needs	100.0%	%	%	%	%	1
Other: Just outstanding; academic, social, stretch/pressure levels...just wonderful, bar has been set high for first grade!!	%	%	%	%	100.0%	1
Other: My child feels they have enough time to eat lunch	100.0%	%	%	%	%	1
Other: My child needs to get more energy out during the day	%	%	%	%	100.0%	1
Other: School safety	%	100.0%	%	%	%	1
Other: She is sad to leave green meadow	%	%	%	%	100.0%	1

8. To what extent do you agree, if at all, with the below statements regarding the overall school experience for your 2nd child last academic year?

	Strongly Disagree	Disagree	Moderately Agree	Agree	Strongly Agree	Responses
I feel welcome at my child's school	%	5.3%	10.5%	26.3%	57.9%	19
My child enjoys recess	%	%	11.1%	33.3%	55.6%	18
I feel my child has a good relationship with their teacher	%	%	11.1%	22.2%	66.7%	18
My child is having a positive experience at school	%	%	11.1%	33.3%	55.6%	18
I believe my child feels safe at school	%	%	5.6%	50.0%	44.4%	18
Other: Testing	%	%	%	%	%	0

9. To what extent do you agree, if at all, with the below statements regarding the overall school experience for your 3rd child last academic year?

	Strongly Disagree	Disagree	Moderately Agree	Agree	Strongly Agree	Responses
I feel welcome at my child's school	%	%	%	50.0%	50.0%	2
My child enjoys recess	%	%	%	100.0%	%	2
I feel my child has a good relationship with their teacher	%	%	%	50.0%	50.0%	2
My child is having a positive experience at school	%	%	%	50.0%	50.0%	2
I believe my child feels safe at school	%	%	%	50.0%	50.0%	2



10. If you had interactions with other school programs, how would you classify your experiences?

	Very Poor	Poor	Fair	Good	Very Good	Responses
Student Services (Special Education)	7.5%	12.5%	15.0%	25.0%	40.0%	40
Bus/ Transportation Services	3.8%	1.9%	11.3%	37.7%	45.3%	53
EXCEL Program	%	2.7%	5.3%	24.0%	68.0%	75
Food Services	1.3%	11.3%	22.5%	48.8%	16.3%	80
Other: Title 1 reading	%	%	%	100.0%	%	1

## 11. To what extent to you agree with the following statements pertaining to academics last year?

	Strongly Disagree	Disagree	Moderately Agree	Agree	Strongly Agree	Responses
Green Meadow expects quality work from its students, provided in an excellent learning environment	0.8%	3.3%	29.5%	48.4%	18.0%	<b>122</b>
I know how well my child is progressing in school	%	10.4%	27.2%	43.2%	19.2%	<b>125</b>
I know what my child's teacher expects of my child	0.8%	8.1%	25.8%	37.1%	28.2%	<b>124</b>
I feel like I have the resources I need to support my child's learning at home	3.2%	7.2%	23.2%	44.0%	22.4%	<b>125</b>
Overall, I believe the school performs well academically	2.5%	4.1%	28.7%	51.6%	13.1%	<b>122</b>

## 12. To what extent to you agree with the following statements pertaining to academics for your 2nd child?

	Strongly Disagree	Disagree	Moderately Agree	Agree	Strongly Agree	Responses
Green Meadow expects quality work from its students, provided in an excellent learning environment	%	%	23.5%	52.9%	23.5%	17
I know how well my child is progressing in school	%	5.6%	27.8%	44.4%	22.2%	18
I know what my child's teacher expects of my child	%	%	29.4%	47.1%	23.5%	17
I feel like I have the resources I need to support my child's learning at home	%	%	5.6%	61.1%	33.3%	18
Overall, I believe the school performs well academically	5.9%	%	47.1%	35.3%	11.8%	17

## 13. To what extent to you agree with the following statements pertaining to academics for your 3rd child?

	Strongly Disagree	Disagree	Moderately Agree	Agree	Strongly Agree	Responses
Green Meadow expects quality work from its students, provided in an excellent learning environment	%	%	%	100.0%	%	2
I know how well my child is progressing in school	%	%	%	100.0%	%	2
I know what my child's teacher expects of my child	%	%	%	100.0%	%	2
I feel like I have the resources I need to support my child's learning at home	%	%	%	100.0%	%	2
Overall, I believe the school performs well academically	%	%	%	100.0%	%	2