

TEXAS EDUCATION AGENCY
2014 Accountability Summary
 FLOYDADA H S (077901001) - FLOYDADA ISD

Accountability Rating

Met Standard

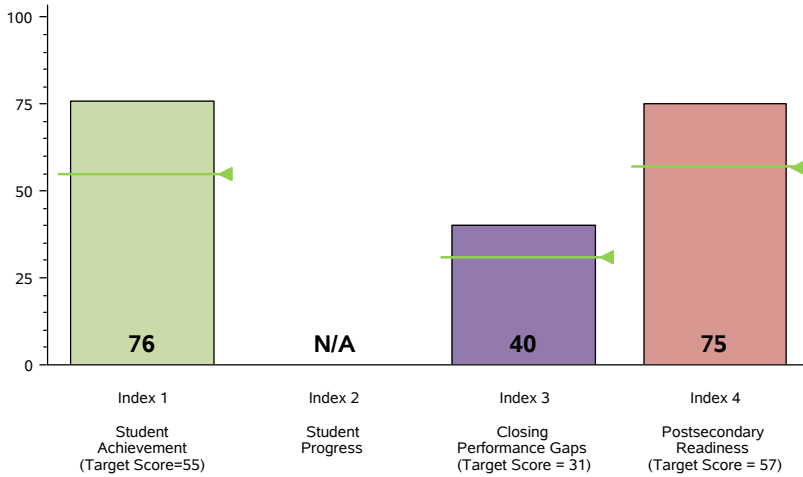
Met Standards on	Did Not Meet Standards on
- Student Achievement - Closing Performance Gaps - Postsecondary Readiness	- NONE

Distinction Designation



Academic Achievement in Reading/ELA NO DISTINCTION EARNED
Academic Achievement in Mathematics DISTINCTION EARNED
Academic Achievement in Science NO DISTINCTION EARNED
Academic Achievement in Social Studies NO DISTINCTION EARNED
Top 25 Percent Student Progress NOT ELIGIBLE
Top 25 Percent Closing Performance Gaps NO DISTINCTION EARNED
Postsecondary Readiness DISTINCTION EARNED

Performance Index Report



Campus Demographics

Campus Type	High School
Campus Size	193 Students
Grade Span	09 - 12
Percent Economically Disadvantaged	60.1%
Percent English Language Learners	4.7%
Mobility Rate	14.7%

Performance Index Summary

Index	Points Earned	Maximum Points	Index Score
1 - Student Achievement	279	368	76
2 - Student Progress	N/A	N/A	N/A
3 - Closing Performance Gaps	318	800	40
4 - Postsecondary Readiness			
STAAR Score	9.9		
Graduation Rate Score	25.0		
Graduation Plan Score	22.2		
Postsecondary Indicator Score	17.5		75

System Safeguards

Number and Percent of Indicators Met

Performance Rates	10 out of 12 = 83%
Participation Rates	6 out of 6 = 100%
Graduation Rates	3 out of 3 = 100%
Total	19 out of 21 = 90%

For further information about this report, please see the Performance Reporting Division web site at <http://ritter.tea.state.tx.us/perfreport/account/2014/index.html>

TEXAS EDUCATION AGENCY
2014 Accountability Summary
P A C (077901003) - FLOYDADA ISD

Accountability Rating

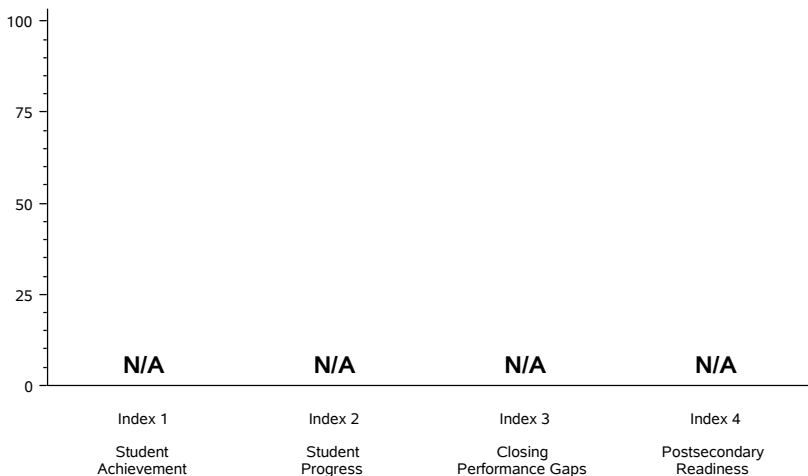
Not Rated

Distinction Designation

Met Standards on	Did Not Meet Standards on
- NONE	- NONE

Academic Achievement in Reading/ELA
NOT ELIGIBLE
Academic Achievement in Mathematics
NOT ELIGIBLE
Academic Achievement in Science
NOT ELIGIBLE
Academic Achievement in Social Studies
NOT ELIGIBLE
Top 25 Percent Student Progress
NOT ELIGIBLE
Top 25 Percent Closing Performance Gaps
NOT ELIGIBLE
Postsecondary Readiness
NOT ELIGIBLE

Performance Index Report



Campus Demographics

Campus Type	Elementary/Secondary
Campus Size	7 Students
Grade Span	06 - 10
Percent Economically Disadvantaged	100.0%
Percent English Language Learners	14.3%
Mobility Rate	100.0%

Performance Index Summary

Index	Points Earned	Maximum Points	Index Score
1 - Student Achievement	N/A	N/A	N/A
2 - Student Progress	N/A	N/A	N/A
3 - Closing Performance Gaps	N/A	N/A	N/A
4 - Postsecondary Readiness			
STAAR Score	N/A		
Graduation Rate Score	N/A		
Graduation Plan Score	N/A		
Postsecondary Indicator Score	N/A		N/A

System Safeguards

Number and Percent of Indicators Met	
Performance Rates	N/A
Participation Rates	2 out of 2 = 100%
Graduation Rates	N/A
Total	2 out of 2 = 100%

For further information about this report, please see the Performance Reporting Division web site at <http://ritter.tea.state.tx.us/perfreport/account/2014/index.html>

TEXAS EDUCATION AGENCY
2014 Accountability Summary
 FLOYDADA ISD DAEP (077901004) - FLOYDADA ISD

Accountability Rating

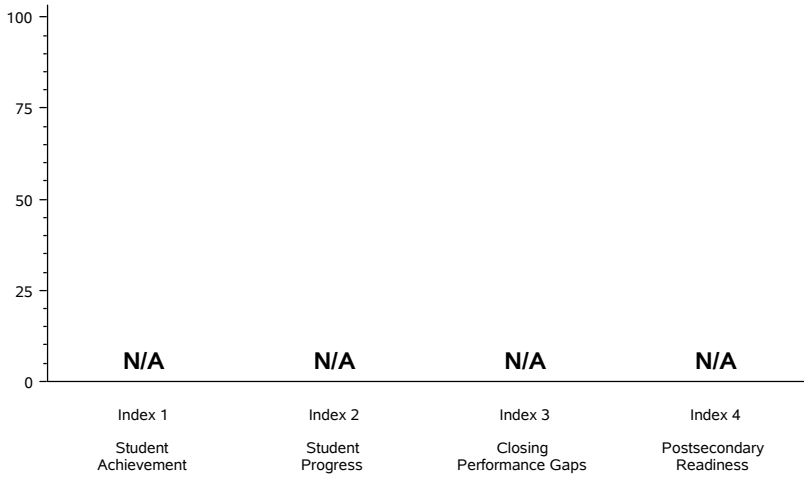
Not Rated

Distinction Designation

Met Standards on - NONE	Did Not Meet Standards on - NONE
-----------------------------------	--

Academic Achievement in Reading/ELA NOT ELIGIBLE
Academic Achievement in Mathematics NOT ELIGIBLE
Academic Achievement in Science NOT ELIGIBLE
Academic Achievement in Social Studies NOT ELIGIBLE
Top 25 Percent Student Progress NOT ELIGIBLE
Top 25 Percent Closing Performance Gaps NOT ELIGIBLE
Postsecondary Readiness NOT ELIGIBLE

Performance Index Report



Campus Demographics

Campus Type	Middle School
Campus Size	2 Students
Grade Span	05 - 07
Percent Economically Disadvantaged	100.0%
Percent English Language Learners	0.0%
Mobility Rate	100.0%

Performance Index Summary

Index	Points Earned	Maximum Points	Index Score
1 - Student Achievement	N/A	N/A	N/A
2 - Student Progress	N/A	N/A	N/A
3 - Closing Performance Gaps	N/A	N/A	N/A
4 - Postsecondary Readiness			
STAAR Score	N/A		
Graduation Rate Score	N/A		
Graduation Plan Score	N/A		
Postsecondary Indicator Score	N/A		N/A

System Safeguards

Number and Percent of Indicators Met	
Performance Rates	N/A
Participation Rates	N/A
Graduation Rates	N/A
Total	N/A

For further information about this report, please see the Performance Reporting Division web site at <http://ritter.tea.state.tx.us/perfreport/account/2014/index.html>

TEXAS EDUCATION AGENCY
2014 Accountability Summary
 FLOYDADA J H (077901041) - FLOYDADA ISD

Accountability Rating

Met Standard

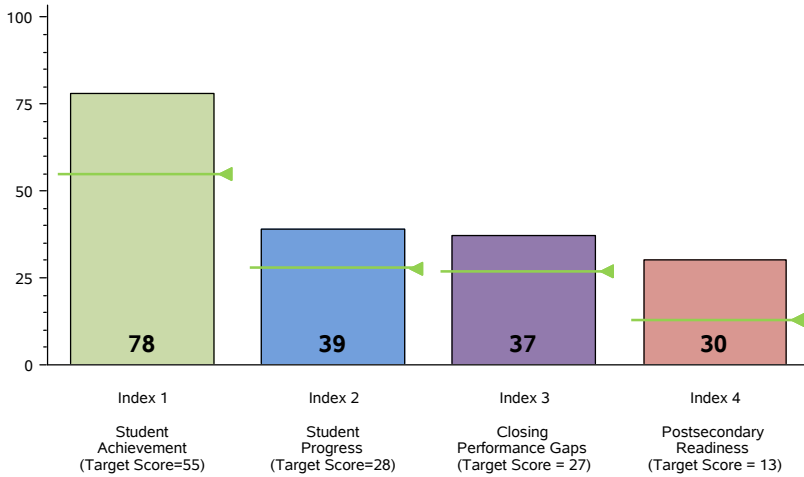
Met Standards on	Did Not Meet Standards on
<ul style="list-style-type: none"> - Student Achievement - Student Progress - Closing Performance Gaps - Postsecondary Readiness 	<ul style="list-style-type: none"> - NONE

Distinction Designation



Academic Achievement in Reading/ELA DISTINCTION EARNED
Academic Achievement in Mathematics NO DISTINCTION EARNED
Academic Achievement in Science NO DISTINCTION EARNED
Academic Achievement in Social Studies DISTINCTION EARNED
Top 25 Percent Student Progress NO DISTINCTION EARNED
Top 25 Percent Closing Performance Gaps NO DISTINCTION EARNED
Postsecondary Readiness NO DISTINCTION EARNED

Performance Index Report



Campus Demographics

Campus Type	Middle School
Campus Size	97 Students
Grade Span	07 - 08
Percent Economically Disadvantaged	62.9%
Percent English Language Learners	7.2%
Mobility Rate	18.7%

Performance Index Summary

Index	Points Earned	Maximum Points	Index Score
1 - Student Achievement	254	325	78
2 - Student Progress	313	800	39
3 - Closing Performance Gaps	741	2,000	37
4 - Postsecondary Readiness			
STAAR Score	29.5		
Graduation Rate Score	N/A		
Graduation Plan Score	N/A		
Postsecondary Indicator Score	N/A		30

System Safeguards

Number and Percent of Indicators Met

Performance Rates	12 out of 15 = 80%
Participation Rates	8 out of 8 = 100%
Graduation Rates	N/A
Total	20 out of 23 = 87%

For further information about this report, please see the Performance Reporting Division web site at <http://ritter.tea.state.tx.us/perfreport/account/2014/index.html>

TEXAS EDUCATION AGENCY
2014 Accountability Summary
 A B DUNCAN EL (077901101) - FLOYDADA ISD

Accountability Rating

Met Standard

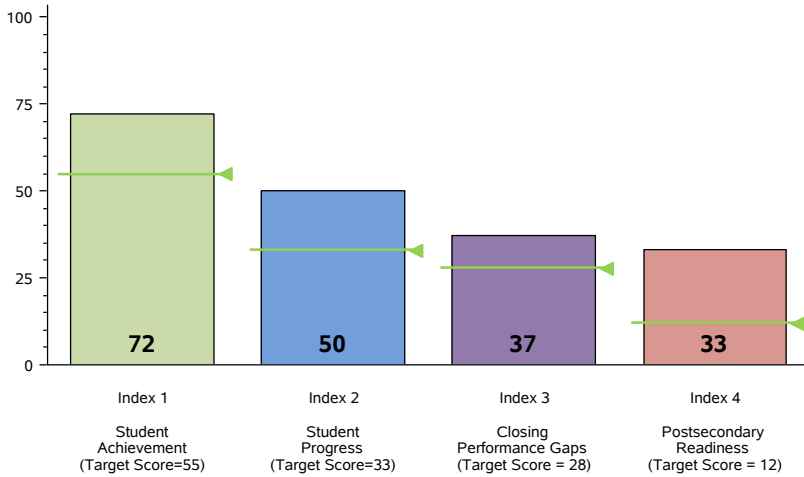
Met Standards on	Did Not Meet Standards on
- Student Achievement - Student Progress - Closing Performance Gaps - Postsecondary Readiness	- NONE

Distinction Designation



Academic Achievement in Reading/ELA	NO DISTINCTION EARNED
Academic Achievement in Mathematics	NO DISTINCTION EARNED
Academic Achievement in Science	NO DISTINCTION EARNED
Academic Achievement in Social Studies	NOT ELIGIBLE
Top 25 Percent Student Progress	DISTINCTION EARNED
Top 25 Percent Closing Performance Gaps	NO DISTINCTION EARNED
Postsecondary Readiness	NO DISTINCTION EARNED

Performance Index Report



Campus Demographics

Campus Type	Elementary
Campus Size	447 Students
Grade Span	PK - 06
Percent Economically Disadvantaged	79.0%
Percent English Language Learners	11.0%
Mobility Rate	26.6%

Performance Index Summary

Index	Points Earned	Maximum Points	Index Score
1 - Student Achievement	359	500	72
2 - Student Progress	604	1,200	50
3 - Closing Performance Gaps	592	1,600	37
4 - Postsecondary Readiness			
STAAR Score	33.3		
Graduation Rate Score	N/A		
Graduation Plan Score	N/A		
Postsecondary Indicator Score	N/A		33

System Safeguards

Number and Percent of Indicators Met

Performance Rates	14 out of 14 = 100%
Participation Rates	8 out of 8 = 100%
Graduation Rates	N/A
Total	22 out of 22 = 100%

For further information about this report, please see the Performance Reporting Division web site at <http://ritter.tea.state.tx.us/perfreport/account/2014/index.html>