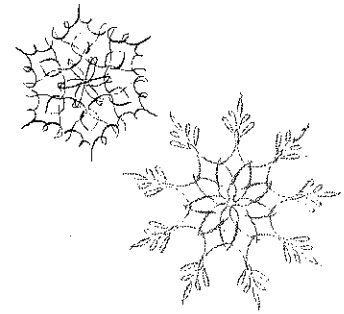


Speech Therapy Blizzard Bag Mrs. Beck



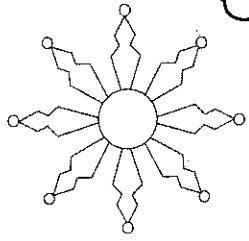
Speech and Language students in the Wellsville Local School District are being provided with a packet of activities to complete while at home during these "Extra" Snow Days. This packet was adopted from another speech-language pathologist who did a great job compiling activities that provide extra practice for students at home.

The Blizzard Bag packet has practice for all the target areas that my students are working to improve. They include articulation, fluency, voice, expressive (spoken) vocabulary, spoken grammar, receptive (listening) language, and pragmatic language (social). You may choose any one of these activities to complete.

Each student should choose a minimum of 1 activity to complete for each day we are off school. Log that activity on the log page (included in the packet) and return to me at school when we return.

Thank you,

Mrs. Beck



Speech & Language

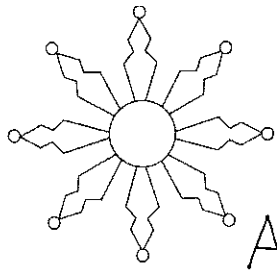
“Blizzard Bag”

Home speech & language
practice for snow days!

Target Areas

- ❖ Articulation
- ❖ Fluency
- ❖ Voice
- ❖ Expressive Vocabulary
- ❖ Spoken Grammar
- ❖ Receptive Language
- ❖ Pragmatic Language

- ✓ Refer to your child’s individualized education plan or intervention plan for specific targets. Make a selection from the “blizzard bag” to practice when school closes due to weather.
- ✓ Log your child’s chosen activity on the “blizzard bag” log and return to your child’s speech language pathologist when school resumes.
- ✓ This packet is not meant to replace the services of a certified speech-language pathologist, rather allows for additional practice of target skills in the home setting.
- ✓ This packet was created for students in kindergarten through grade 5; aligning with typical development and the Common Core Standards. Some activities may be too challenging, while others may already be mastered by your child.



Target Skills

Articulation, Fluency, Voice

Articulation:

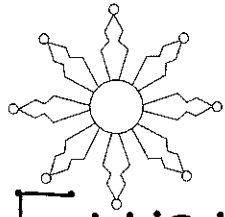
1. Select your target sound(s). If you have more than one target sound, practice each sound separately. /k, g, f, v, s, z, sh, ch, j, th, l, r, /
2. Select your position within the word (beginning, middle, end). Find words with your target sound on the word lists. Write words on the optional writing page.
3. SAY each word using your best speech. Try using the word in a sentence. If you are working on carryover, complete the pragmatic activities to work at the conversation level or describe the pictures.

Fluency:

1. Use a fluency technique during practice. Choose from: slowing your speaking rate, using easy onset (breathing and speaking on exhale), stretching sounds, moving forward through your sentence, or making light and soft contact with the speech helpers.
2. Choose to practice words from the lists, create sentences using words, or describe the pictures while using a technique.

Voice:

1. Tell 3 ways you could use a healthy voice, then drink more water!
2. Do voice exercises: hold out an easy "e," say/sing "whoop" by starting low and going high, say/sing "boom" by starting high and going low
3. Use breathy speech. Say each word with breathy speech: help, hold, how, heavy, hand, hello, hiccup, heaven, howl, hydrate



Target Skill

Expressive Vocabulary

Categorizing

- ✓ Name 3 winter holidays.
- ✓ Name 3 winter clothing items.
- ✓ Name 3 winter sports.

Defining/Describing

- ✓ Choose 5 words from the word list to define. Tell the group/category name, what it does or what you do with it, and an attribute (color, shape, size).

Similarities & Differences

- ✓ Choose 2 words from the word lists, talk about 1 similarity and 1 difference.
- ✓ Complete 5 different word pairs.

Synonyms

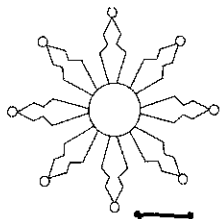
- ✓ Name a similar word for (cold, sick, sled, coat, fight, gift)

Antonyms

- ✓ Name an opposite word for (cold, sick, winter, man, day, foggy)

Multiple Meaning Words

- ✓ Provide 2 definitions for each word (cool, court, spring, fall, coat, fan, order, bundle, jump, school, goal)

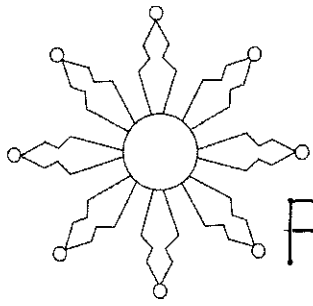


Target Skill

Expressive Grammar

Create sentences using some of the following parts of speech. Use the picture pages and/or word lists. SAY your sentence then write it for more practice and SAY it again.

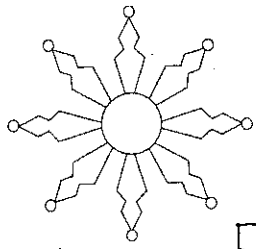
- Nouns
 - Regular (cloud, skate, coat, earmuff, boot, present)
 - Irregular (snowman, deer, scarf)
- Pronouns
 - He, she, they
 - His, her, their
 - Him, her, them
- Verbs
 - Tensing (past, present, future)
 - Endings (-ing, -ed, -s)
 - Regular (skate, ski, lift, migrate, hibernate, decorate)
 - Irregular (freeze, slide, hold)
- Adjectives & Adverbs
 - Use words to describe nouns and verbs (chilly, windy, cold, icy, very, slowly, quietly)
- Conjunctions
 - Add connecting words (and, but, or, while, then, after, before, until, because, although)



Target Skill

Receptive Language

- Follow Directions (Cut out paper snowflakes or use winter clothing. Give or listen to a direction and hide the snowflake or item around your house.)
 - Add basic concepts (under, next to, between, on top, center, left, right, around, near, far)
 - Add before or after. (Before you hide a snowflake near the window, do 5 jumping jacks.)
 - Make it conditional. (If today is a snow day, then hide a snowflake under your bed.)
- Answer questions following a listening activity. Listen to a story told or read. Answer who, what, when, where, why, and how questions.
- Answer Yes/No questions
 - Is snow hot?
 - Do you wear boots on your feet?
 - Is swimming in the winter Olympics?
 - Do you have school on a snow day?
 - Are snow blowers for clearing snow off your driveway?
- Understand vocabulary (choose 2 words that go together after hearing each set)
 - skiing, sleeping, hearing, snowboarding
 - flip flops, scarf, book, gloves
 - Valentine's Day, fall, New Year's Day, fireworks
 - hot, cold, pants, computer
- Retell sequences (Put these steps in order after listening to them listed.)
 - Add a hat and scarf, roll 3 snowballs, stack the snowballs
 - Pour in hot water, stir, add cocoa mix, add marshmallows
 - Lace up the skates, pay admission and rent skates, skate on the ice



Target Skill

Pragmatic/Social Language

Tips to remember during conversation!

- ✓ Initiating conversations (use a greeting and introduce a topic)
- ✓ Maintaining conversations (ask questions, make comments, stay on topic, and take turns)
- ✓ Concluding conversations (offer a polite ending and include a farewell)
- ✓ Non-verbal language (use eye contact, add facial expressions and gestures, keep space between you and your partner, check your tone of voice, try to add inflection/intonation)

General conversation

1. Talk about your favorite snow day activity. Tell why you enjoy it.
2. Talk about what you would be doing if you were in school today.
3. Talk about winter weather and winter activities.

Formal language vs. Informal language


1. Role play a conversation with your best friend.
2. Role play a conversation with your teacher.

Problem solving/role playing


1. If you were going to build an indoor igloo, what would you use and include in your new shelter?
2. If you were the superintendent of your school district, discuss reasons for canceling school.
3. Talk about freezing temperatures. Create an experiment using snow, ice, or water.

Figurative language

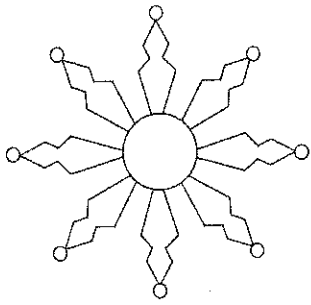
1. Tell what each idiom means:
 - ✓ Skate on thin ice
 - ✓ Break the ice
 - ✓ Tip of an iceberg
 - ✓ Get cold feet
 - ✓ A snowball's chance
 - ✓ Cold shoulder



Blizzard Bag Winter Pictures



Blizzard Bag Holiday Pictures



Blizzard Bag

Word List 1

Christmas

Hanukkah

Kwanza

New Year's Eve

Valentine's Day

candle

candy cane

card

carol

chimney

December

decorate

decorations

February

fire

fireplace

frostbite

garland

gift

gingerbread man

gingerbread house

heater

hibernate

holiday

hot chocolate

igloo

January

migrate

mistletoe

North Pole

ornament

pine tree

poinsettia

present

reindeer

season

shiver

sleigh

slide

slippery

slippery

sneeze

sniffle

snow angel

snow plow

snow shovel

snowball

snowball fight

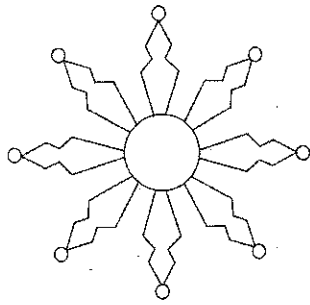
snowman

stocking

tradition

white

wreath



Blizzard Bag

Word List 2

blizzard

chilly

clear

clouds

cloudy

cold

fog

freeze

freezing

frost

hail

ice

icicle

rain

rainy

raindrop

sleet

snow

snowy

snowflake

storm

Sunny

temperature

wind

windy

snowboarding

snowboard

ice skating

ice skates

ice rink

snow skiing

snow skis

mogul

ski jump

ski lift

poles

sled

tobogganing

toboggan

bobsledding

bobsled

hockey

hockey puck

hockey stick

goalie

goal

ice fishing

fishing pole

Olympics

Olympic Games

Olympic torch

boots

coat

earmuffs

fleece

gloves

hat

jacket

mittens


scarf

socks

sweater

turtleneck

wool

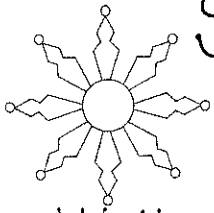


Speech & Language

Blizzard Bag

Optional Writing Page

Blank lined writing area consisting of ten horizontal lines.



Speech & Language Blizzard Bag Log

Write any activities you completed and return this form to your speech teacher.

Date	Target Skill	Activity Chosen