

Healthy Celebrations

There are many opportunities for celebration throughout the year, from birthdays to holidays to other special occasions that may occur. Food and beverages are often a part of celebrations, but they don't have to be the center of attention. With a few easy changes, the focus at parties can shift from unhealthy food to healthy fun!

What's wrong with cupcakes?


There's nothing wrong with having treats on occasion. Everything can fit into a healthy diet when consumed in moderation. Keep in mind, though, that each child's birthday can mean multiple celebrations: one at home with family, a party with friends, and then another at school or child care. Food doesn't always have to be part of parties. Instead, find ways to celebrate a birthday & recognize a child on their special day.



- Make a sign, sash, crown, button, or badge for the birthday child.
- Let the birthday child be the teacher's assistant for the day. They can do special tasks like make deliveries to the office or be the line leader.
- Let the birthday child choose an activity or game.
- Play an indoor game of the student's choice.
- Let activities such as dancing, games, crafts, or singing be the focus rather than food.
- Talk to children about the reasons for the healthy makeover, and involve them in the party planning.
- Ask children to help their parents remember to bring fruits and vegetables or other healthy snacks instead of sweets if they choose to bring treats.
- Highlight healthy practices in the newsletter or website.
- Celebrate a child's cultural heritage with traditional crafts, games, and stories.
- Replace the "cupcake tradition" with something new—for instance, drawing a birthday mural, creating a birthday hat, or other special activity.
- Celebrate birthdays once a month or combine the month's birthdays with a national cultural celebration.

Ideas for Healthier Celebrations:

- Have a scavenger hunt for items or information related to the party theme.
- Provide "free choice" activity time at the end of the day.
- Provide extra recess or play time.
- Celebrate creatively by setting up craft stations and playing music in the background. Ask parents to provide the supplies such as clay, craft paper, pencils, markers, paints, and stickers.
- Plan special party games.
- *Have a dance party.*
- Pick a children's book related to the party theme. Ask a special guest or a parent to come in and read it.
- Allow children a trip to the treasure box (parents can help supply it with small toys, books, note pads, paints, pencils, bookmarks, stickers, etc.)
- Check with child nutrition staff to see if they are able to provide fresh items or other healthy snacks for a reasonable fee.



If you decide to make food a part of the celebration, encourage healthier options.

Healthy Party Snacks:

- Fruit smoothies
- Trail mix
- Fruit kabobs
- Yogurt parfaits with non-fat or low-fat yogurt, granola, and fruit
- Angel food cake topped with fresh fruit
- Low-fat popcorn
- Low-fat pudding
- Applesauce or other fruit cups
- Raw veggies served with low-fat dip like safad dressing or hummus
- Berries with low-fat whipped topping
- Bananas or strawberries with a low-fat yogurt dip
- Graham crackers with jam or apple butter
- Fresh apple slices with caramel or yogurt dip
- Raisins or dried fruit such as bananas, apples, peaches, apricots, plums, etc.
- Whole grain tortilla chips with salsa and/or guacamole
- Whole grain crackers with reduced-fat cheese
- Frozen yogurt tubes

Healthy Recipe Ideas:

Shrek Smoothie

(Source: Western Dairy Council)

Number of servings - 2 Serving size - 10 oz

Ingredients:

- 4 oz fat-free or low-fat white milk
- 2 oz low-fat vanilla yogurt
- 2 oz frozen spinach, chopped
- 4 oz frozen pineapple chunks
- 4 oz frozen peaches, sliced
- 4 oz frozen mango chunks

Instructions:

- Temper fruit for 20-30 minutes before blending for best texture.
- Place all ingredients in blender.
- Pulse until smooth.
- Pour into cups and enjoy.



Fruit Mix

(Source: Wisdomformom.com)

Number of servings - 6 Serving size - ½ cup

Ingredients:

- 1 cup toasted oat cereal
- ½ cup golden raisins
- ¼ cup dried cranberries
- ¼ cup dried apricot pieces
- ¼ cup sunflower seeds

Instructions:

- Mix well. Store in air tight container.



For more healthy recipe ideas, visit:

- www.kidsacookin.org
- www.nationaldairyCouncil.org
- www.fruitsandveggiesmorematters.org

This handout was developed with information from the following sources:

- Center for Science in the Public Interest
- BCBS of KC/KC Healthy Kids
- Kids Eat Right—Academy of Nutrition and Dietetics

For more information on KS School Wellness Policy Model Guidelines, to www.kn-eat.org, School Wellness Policies.

Questions?



Child Nutrition and Wellness
Kansas State Department of Education
Landon State Office Building
900 S.W. Jackson Street, Suite 251
Topeka, Kansas 66612

(785) 296-2276

www.ksde.org
www.kn-eat.org



This institution is an equal opportunity provider.

August 2015

Healthy Fundraising

What's wrong with candy sales?

Children's lifelong eating habits are greatly influenced by the types of foods and beverages available to them. When less healthy foods are sold "for a good cause", children may think that these foods are a healthful part of a balanced diet. Such misperceptions can contribute to development of poor eating habits. Schools and child care centers encourage healthy eating habits by avoiding fundraisers that rely on the sale of less healthy foods such as candy and cookies.

Benefits of Healthy Fundraising:

- **Healthy kids learn better:**

Research clearly demonstrates that good nutrition is linked to better behavior and academic performance. To provide the best possible learning environment for children, schools and child care centers must also provide an environment that supports healthy behaviors.

- **Provides consistent messages:**

Fundraising with healthy foods and non-food items demonstrates a commitment to promoting healthy behaviors. It supports the lessons children are learning about health, instead of contradicting them.

- **Promotes a healthy school or child care environment:**

Children need to receive consistent, reliable health information and ample opportunity to use it. Finding healthy fundraising alternatives is an important part of providing a healthy school or child care environment.

"What message does it send our children when we constantly preach to them about getting more exercise, eating healthy and cutting back on junk food and then ask them to sell truck loads of cookie dough and candy bars to friends and family?"

www.fundraisinggreen.com

Positive Options

Try one of these fundraiser options that have a positive impact on children, families and the community.

Here are a few examples to get you started:

Support Academics

- Read-a-thon
- Science fair
- Spelling bee
- Workshops or classes
- Book fair

Support the Arts

- Art show
- Concerts
- Dances
- Plays and musicals
- Talent show
- Singing telegrams
- Rent-a-band, rent-a-choir, or rent-a-music group


Support Physical Activity

- Walk-a-thon
- Bike-a-thon
- Jump rope-a-thon
- 5-mile fun run/walk
- Golf, tennis, horseshoe or other sports tournament
- Bowling or skate night
- Sports camps or clinics

More Activities


- Garage sale
- Live or silent auction
- Carnival
- Giant game of musical chairs
- Guessing games
- Car wash
- Pet wash
- Game night
- Craft show
- Magic show
- Haunted house
- Penny war
- Recycling drive
- Festivals

- Bingo night
- Karaoke competition
- Chess, checkers or other tournaments
- Treasure hunt or scavenger hunt
- Gift wrapping services
- "Parents Day Out" babysitting services
- Rent-a-teen helper (rake leaves, mow yards, etc)



Items to Sell Other Than Food:

- Candles
- Greeting cards
- Gift wrap, boxes and bags
- Magazine subscriptions
- Coupon books
- Gift certificates
- Cookbooks
- Balloons
- Holiday ornaments/wreaths/flowers/trees
- T-shirts and sweatshirts
- Books
- Calendars
- Buttons and pins
- Customized stickers
- Crafts
- First aid kits
- Emergency kits for cars
- Batteries
- School spirit gear
- Plants, flowers, or seeds
- Brick, stone or tile memorials
- Temporary tattoos
- Stuffed animals
- Coffee cups and mugs
- Special parking space rental
- Scarves and stocking caps
- Spirit, seasonal, state or U.S. flags
- Bumper stickers
- License plate holders
- Tickets to sporting or fine arts events
- Jewelry
- Flower or balloon bouquets for special occasions
- Artwork
- Newspaper and/or yearbook space or ads
- Stationery
- Stadium pillows
- Used books, CDs, videos, DVDs
- School supplies
- Greeting cards
- Refillable water bottles



Healthy Food and Beverage Items to Sell:

- Low-fat popcorn
- Fresh fruit and vegetables
- Fruit baskets
- Nuts or seeds
- Trail mix
- Fruit smoothie mix
- Frozen bananas
- Whole wheat pasta and sauce kits
- 100% juice
- Low fat or fat free milk
- Community dinners

This handout was developed with information from the following source:

- South Dakota Department of Education

For more information on KS School Wellness Policy Model Guidelines, to www.kn-eat.org, School Wellness Policies.

Questions?



Child Nutrition and Wellness
 Kansas State Department of Education
 Landon State Office Building
 900 S.W. Jackson Street, Suite 251
 Topeka, Kansas 66612

(785) 296-2276

www.ksde.org
www.kn-eat.org



This institution is an equal opportunity provider.

KSDE 12/10