

Homework Menu Week of 11/5-11/9

*\*Homework is assigned Monday and due Friday*

Name: \_\_\_\_\_

Date: \_\_\_\_\_

\*\*\*Pick one assignment from each subject to complete throughout the week. Have a parent initial the box for the assignment that you have completed. To show what you have completed, please send a picture, a sample of your work or another type of evidence.

<u>MATH</u>	Math project (see back)	Math journal-Please write about your thinking <b>and</b> show your thinking with a picture or equation	Regrouping subtraction game-Each player needs 10 sticks and ones (use objects of your choice but make sure the ten sticks can be traded in for the ones)
<u>LANGUAGE ARTS</u>	Read for 15-20 minutes a night	National Geographic article and question sheet	Writing assignment: Choose from the following prompts: #1 What kind of pet do you think would be the best for your classroom? Try to convince your teacher why the class should get it #2 Write a story about a dog with a superpower #3 Your choice
<u>SPELLING</u>	Roll a die. Write your spelling words the amount of times you roll before moving on to roll for the next word.	Figure out the value of each word (vowels are equal to \$0.10 and consonants are equal to \$0.05)	Choose your own activity-Think of your favorite activity we've done or a new one that will help you practice your spelling words.



For this project you will become a Number Detective! You will go on a Number Walk in your local community, with an adult family member, to look for even and odd numbers.

## Requirements:

- Look for even and odd numbers in your local community.
- Keep a record of the odd and even numbers you see. You can draw pictures, take photographs, or write about where you saw them.
- Explain how you know whether a number is even or odd.
- Think of a creative way to share your work. You can make a poster, a book, or even a multimedia presentation.
- You will be given 2-3 minutes to share your work with the class. Practice what you will say at home with an adult so that you will feel confident speaking in front of the class

Bring your project to school to share on: \_\_\_\_\_

## Math Journal

Question: Tom found the sum of 9 and 4 by making 10 first. Explain what Tom did. Write and solve 5 other addition problems using this strategy.

Explain:

---

---

---

---

---

---

---

Show:

# Tens

# Ones


--	--

--

--	--

Extra

--	--

--

--	--

© 2004, Tom Schersten



# Amazon Adventure


**Deep in the rain forest, Kane Hameister, age 14, learns to live in the wild with the Matsés people.**

**By Cynthia Overbeck Bix**

## Human Journey

### CULTURE

As you read, identify an item from the outside world that helps the Matsés people.



**K**ane squats on the rain forest floor next to his guide. Sticks rest over a fire that Kane has built. Fish are roasting on top of the fire. The fish will be a tasty lunch.

Kane is deep in the Amazon rain forest. He is in the Matsés (MAT-sess) National Reserve in Peru. The Matsés people live simple lives. They have no electric lights, TV, or cell phones.

It took two days of traveling up the Amazon River to reach this far-off place. Kane and his father wanted to live with the Matsés people for two weeks. They wanted to learn how to survive in the wild.



These fish are ready to cook.





Kane learns how to catch fish.



## Jungle Do-It-Yourself


Kane learned to make what he needed to live. He found the things he needed in the rain forest. Kane just had to learn how to use them.

His basic tool was a knife called a machete. He used it to chop wood and hack into vines. The Matsés use machetes to make firewood, fishing rods, and more.

Next, Kane learned how to catch his lunch. His guides taught him how to make a fishing rod. Kane cut down a thin tree. He peeled off the bark. Then he tied on some fishing line and a hook. Meat scraps were used as bait.


Catching fish wasn't enough, though. He also learned how to build a fire. Then he could cook the fish.

One guide also showed Kane how to use a bow and arrow. Kane practiced a lot. But when it came time to hunt, the animal got away!




machete

Kane practices with a bow and arrow.



Kane uses a machete to cut down a thin tree.





jaguar

This woman has pierced her nose.

## Life in the Rain Forest

There are many wild animals living in the forest. Kane had to watch out for some of them!

Bullet ant bites feel like fire. Spiders grow as big as a man's hand. Giant snakes slither through the rivers.

Kane also met a special group of Matsés. They still follow their ancient ways. Women pierce their noses with thin strips of leaves. These look like whiskers. The people want to look like jaguars. Men wear necklaces made of jaguar teeth.

Kane found this small reptile called a caiman.



## End of the Road

After two weeks, Kane's adventure came to an end. He knew he would remember what he learned. Everything needed for life could be found in the rain forest.

## Amazon Adventure Questions

1. How long did Kane and his father travel before they reached their destination?

---

---

---

---

---

---

---

---

---

---

---

---

**2. What are two different survival skills Kane learned from his guide?**

---

---

---

---

---

---

---

---

---

---

---

**3. What are some of the animals Kane saw in the Amazon rainforest?**

---

---

---

---

---

---

---

---

---

---

---

---

**4. The Matses people want to look like jaguars. Why do you think that they would want to look like this animal?**

---

---

---

---

---

---

---

---

---

---



<p><u>Spelling Words:</u></p> <p><i>Plurals - s</i> maps sticks smells</p> <p><i>Plural - es</i> lunches boxes wishes</p> <p><i>-ed ending</i> wanted stashed blended</p> <p>Trick words: done goes pretty</p> <p>Challenge words: mammal reptile</p>	<p><u>Spelling Words:</u></p> <p><i>Plurals - s</i> maps sticks smells</p> <p><i>Plural - es</i> lunches boxes wishes</p> <p><i>-ed ending</i> wanted stashed blended</p> <p>Trick words: done goes pretty</p> <p>Challenge words: mammal reptile</p>	<p><u>Spelling Words:</u></p> <p><i>Plurals - s</i> maps sticks smells</p> <p><i>Plural - es</i> lunches boxes wishes</p> <p><i>-ed ending</i> wanted stashed blended</p> <p>Trick words: done goes pretty</p> <p>Challenge words: mammal reptile</p>	<p><u>Spelling Words:</u></p> <p><i>Plurals - s</i> maps sticks smells</p> <p><i>Plural - es</i> lunches boxes wishes</p> <p><i>-ed ending</i> wanted stashed blended</p> <p>Trick words: done goes pretty</p> <p>Challenge words: mammal reptile</p>
---	---	---	---