



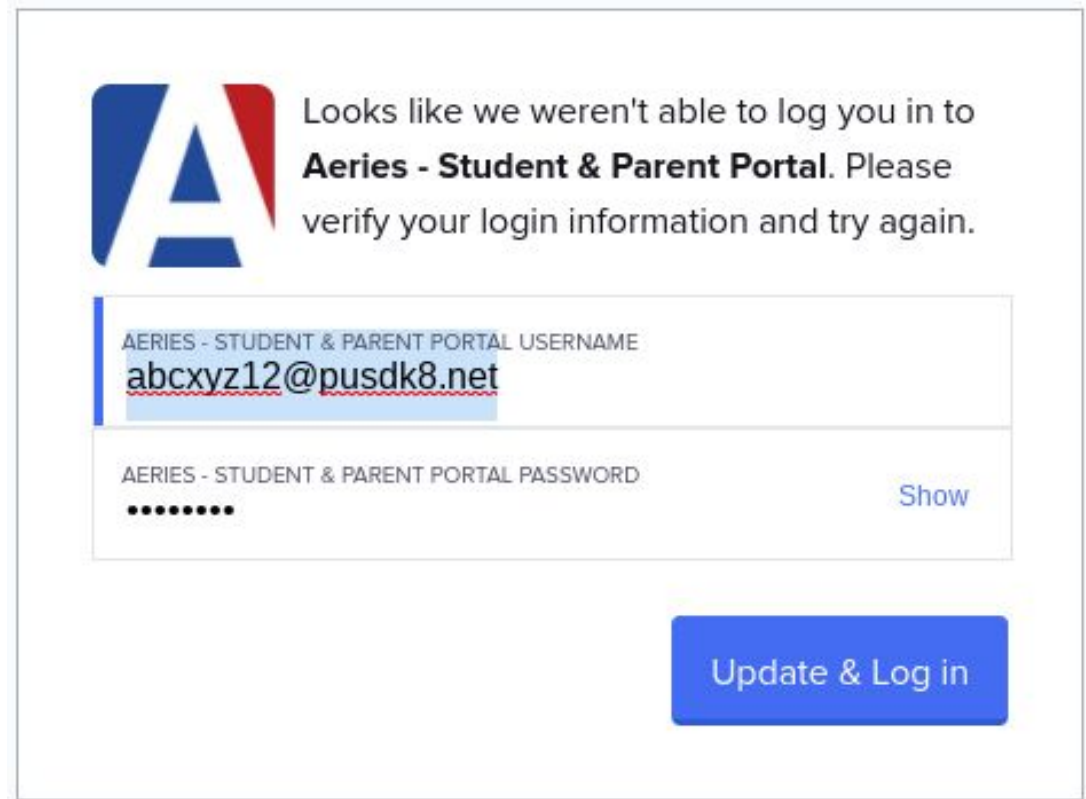
How to set Student passwords in Aeries

Step One:

When you click on “Aeries” in your Clever Portal wait until you see this screen:

Once you are here make sure to highlight your entire student email (if it is correct) and hit the keys “Ctrl” and “C” in order to copy it to use on step three.

Click on “Update & Log in” to get to the next step.



Looks like we weren't able to log you in to **Aeries - Student & Parent Portal**. Please verify your login information and try again.

AERIES - STUDENT & PARENT PORTAL USERNAME
abcxyz12@pusdk8.net

AERIES - STUDENT & PARENT PORTAL PASSWORD
..... [Show](#)


[Update & Log in](#)

Step Two:

Once you get to this page click on “Forgot Password?” on the bottom left. This will take you to Step Three where you will enter your student email address.

Example: abcxyz12@pusdk8.net

English ▼


Aeries[®]
Student Information System

The Username and Password ×
entered are incorrect.

abcxyz12@pusdk8.net

NEXT

[Forgot Password?](#) [Create New Account](#)

Step Three:



When you get to this page enter your student email address and click “Next” at the bottom

Aeries[®]

Student Information System


[Return to Login Page](#)

Step 1

Send Email Verification

Please enter your email address into the field below:

Email Address:



A verification email will be sent to your email address from:
abi@pusdk8.us

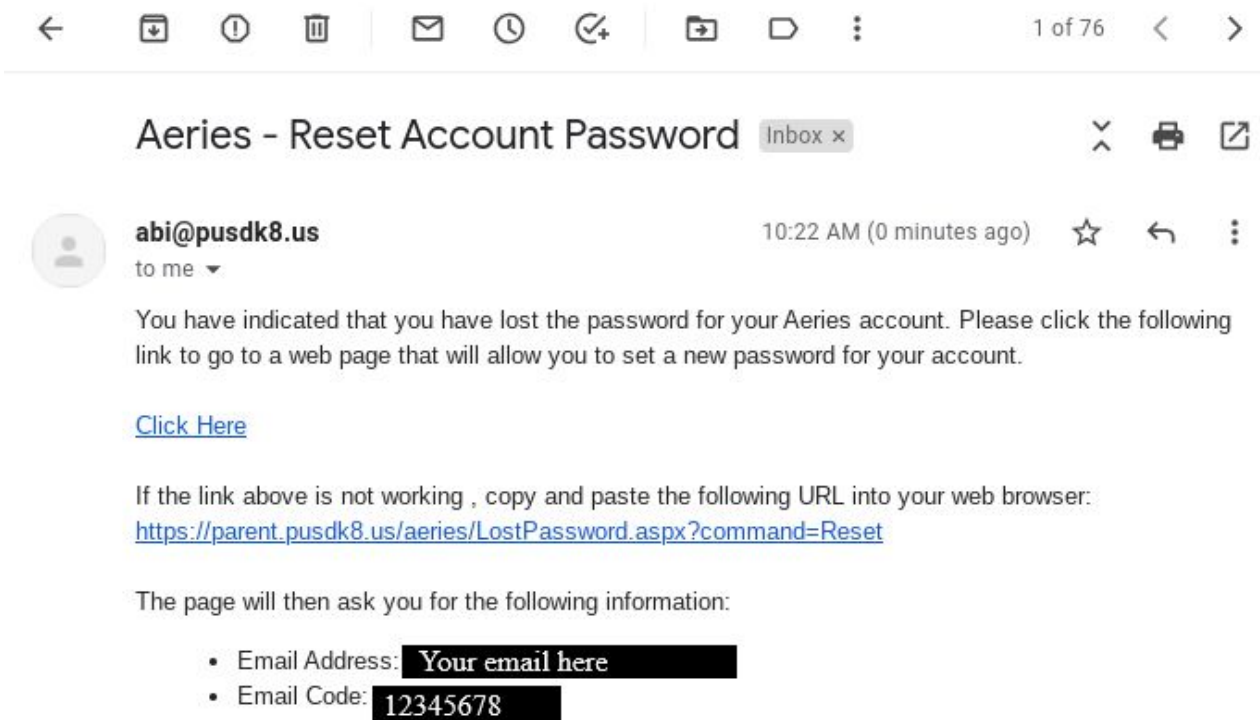
Before continuing, please add this email address to your [contacts or safe senders list](#), to ensure you receive this email.

Next

Step Four:

You will then receive an email from “abi@pusdk8.us”

Click on the “Click Here” and it will open a new tab that is auto filled with your email address and email code at the bottom of the email.



Step Five

If the information in both the email address bar and the email code bar are correct, click on “Next” at the bottom.

[Return to Login Page](#)

Step 2

Email Verification



A verification email has been sent to your email address from:
abi@pusdk8.us

Click the [Click Here](#) link provided in the email or copy and paste the Email Code into the field below

Email Address:

Email Code:

Next

Step Six:

You are now going to enter the password that was assigned to you as your student login. It will be the same as what you use to log into your Chromebook.

It will look like this:
pusd1234


Aeries[®]

Student Information System

[Return to Login Page](#)

Final Step

Set New Password

 Thank you for confirming your email address. You may now enter a new password for your account.

New Password:

ReType New Password:

Next

Final Step:

You are now ready to click on “Return to Login Page” and log into Aeries to see your grades.



[Return to Login Page](#)

Complete



Your password has been adjusted. You may now login to Aeries.

[Return to Login Page](#)